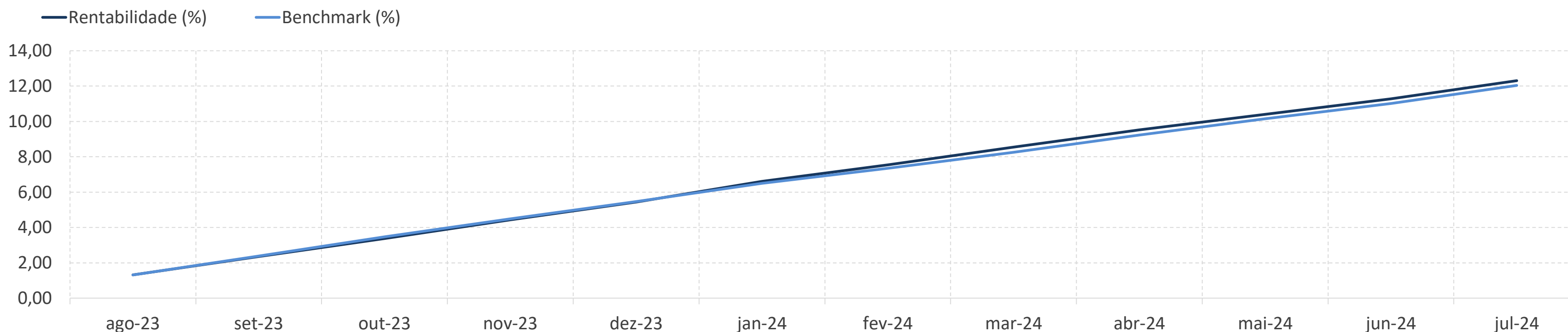


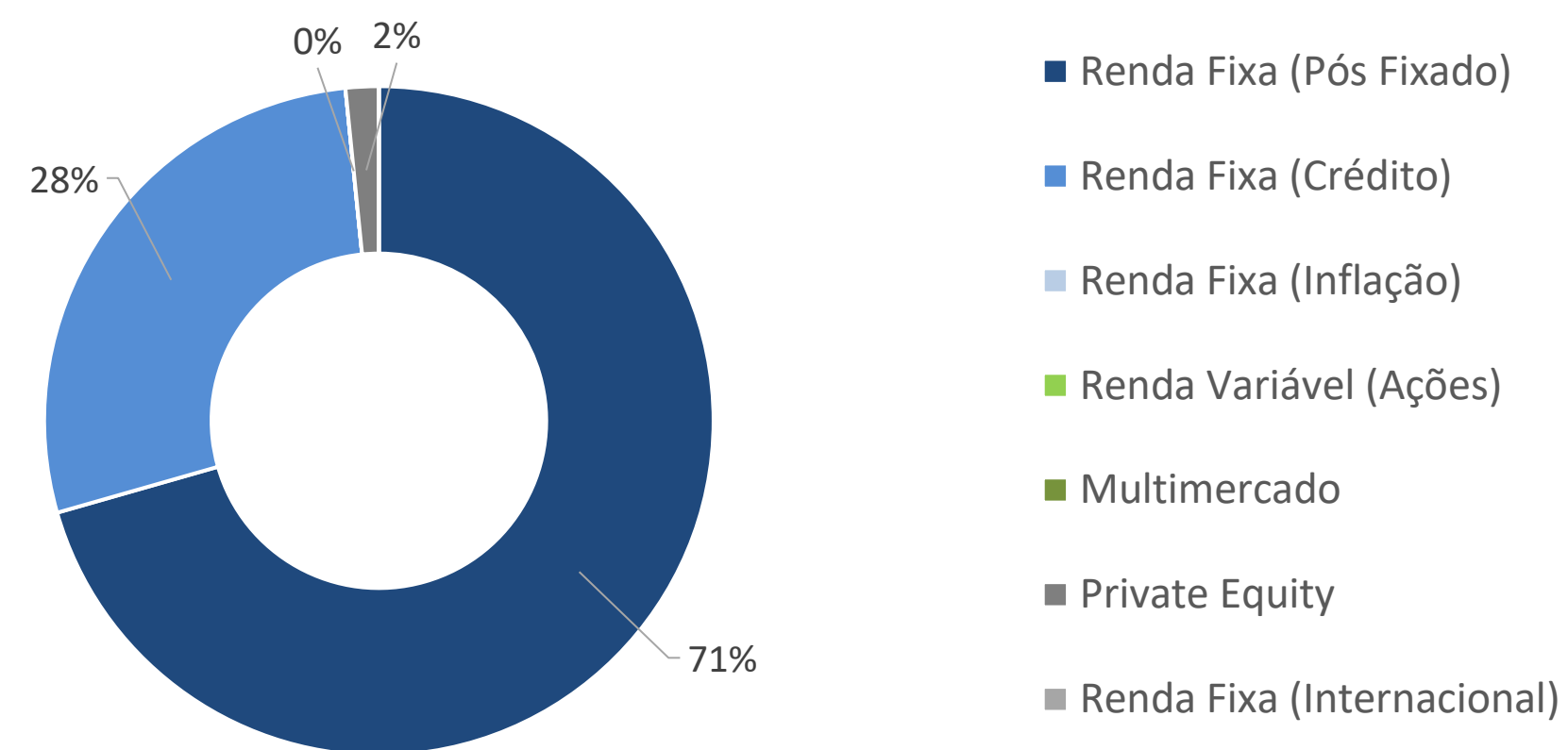
Plano CD - Super Conservador



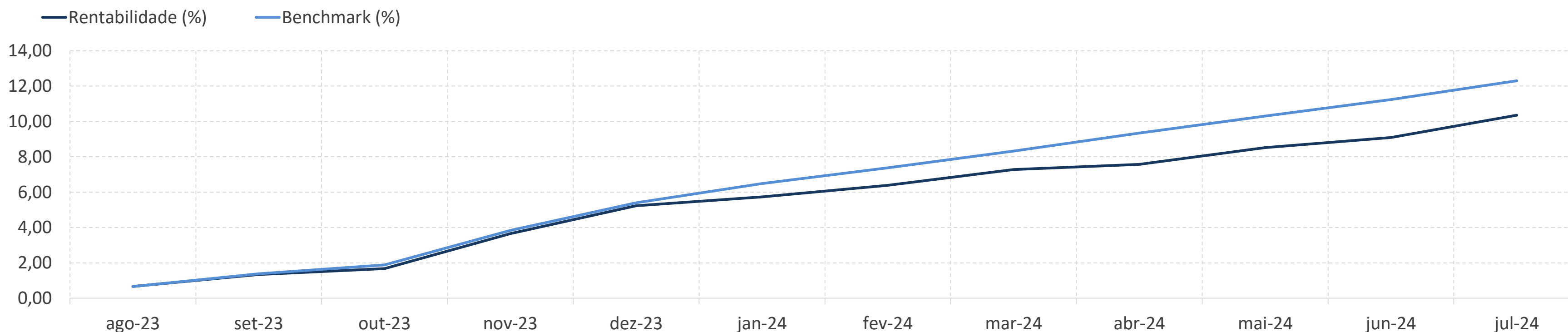
Patrimônio: R\$ 665.924.663,45

Rentabilidade (%)

	Perfil	Benchmark	CDI	IPCA	Ibovespa	Dólar
No Mês	0,92	0,92	0,91	0,38	3,02	1,86
No Ano	6,51	6,23	6,17	2,88	-4,87	16,95
12 Meses	12,31	12,04	11,50	4,51	4,68	19,42
24 Meses	26,60	26,68	26,64	8,68	23,74	9,13
36 Meses	40,26	38,97	38,58	19,63	4,80	10,55
60 Meses	50,43	48,83	47,95	33,39	25,38	50,39



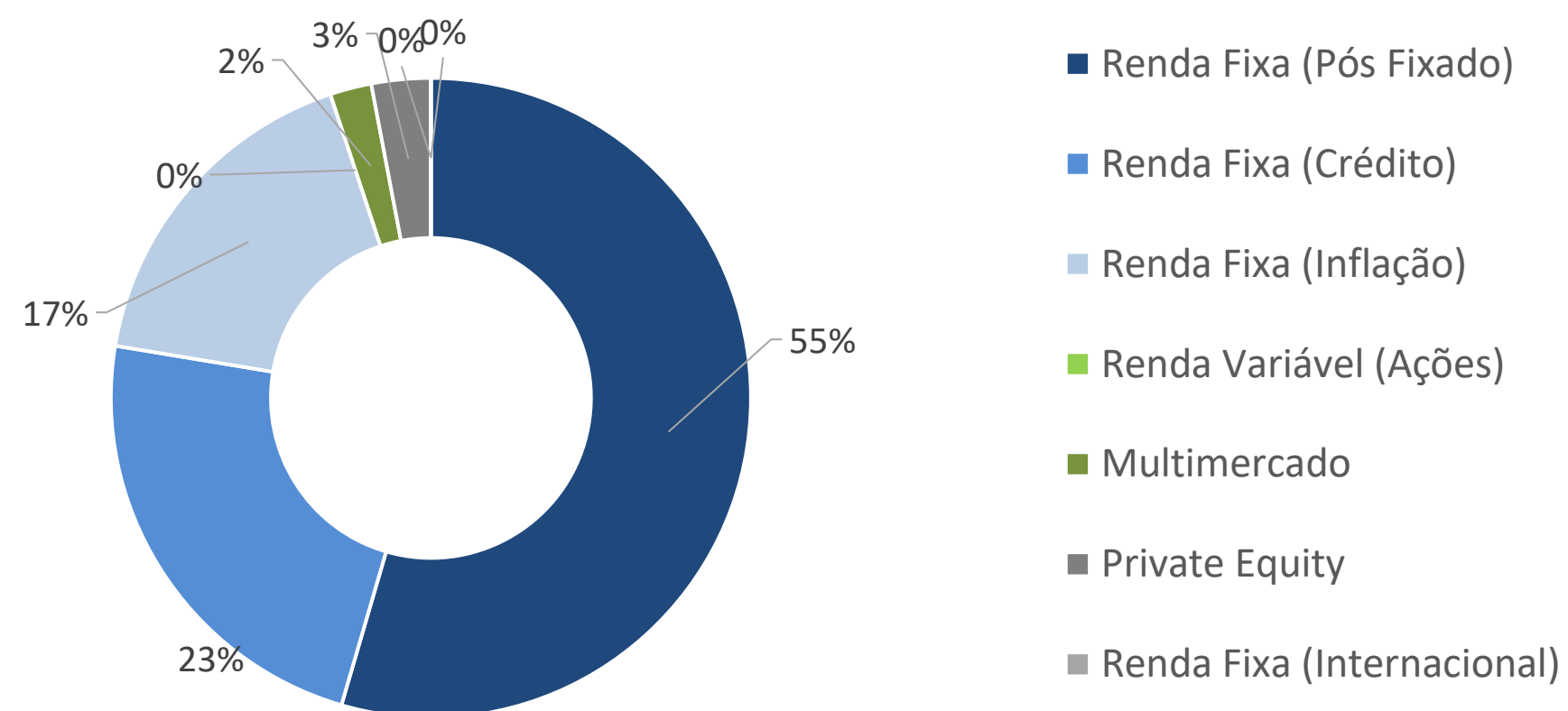
Plano CD - Conservador



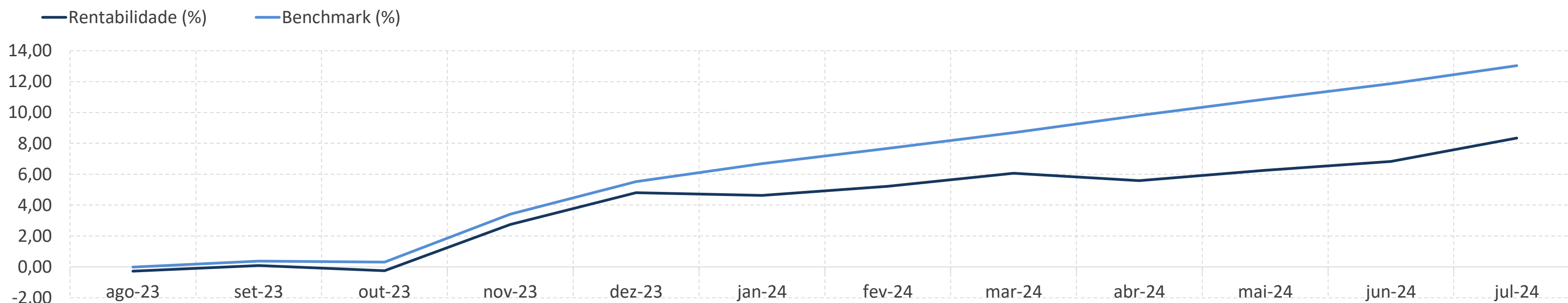
Patrimônio: R\$ 833.838.659,28

Rentabilidade (%)

	Perfil	Benchmark	CDI	IPCA	Ibovespa	Dólar
No Mês	1,16	0,96	0,91	0,38	3,02	1,86
No Ano	4,88	6,55	6,17	2,88	-4,87	16,95
12 Meses	10,35	12,30	11,50	4,51	4,68	19,42
24 Meses	22,24	26,91	26,64	8,68	23,74	9,13
36 Meses	30,83	33,78	38,58	19,63	4,80	10,55
60 Meses	45,46	48,64	47,95	33,39	25,38	50,39



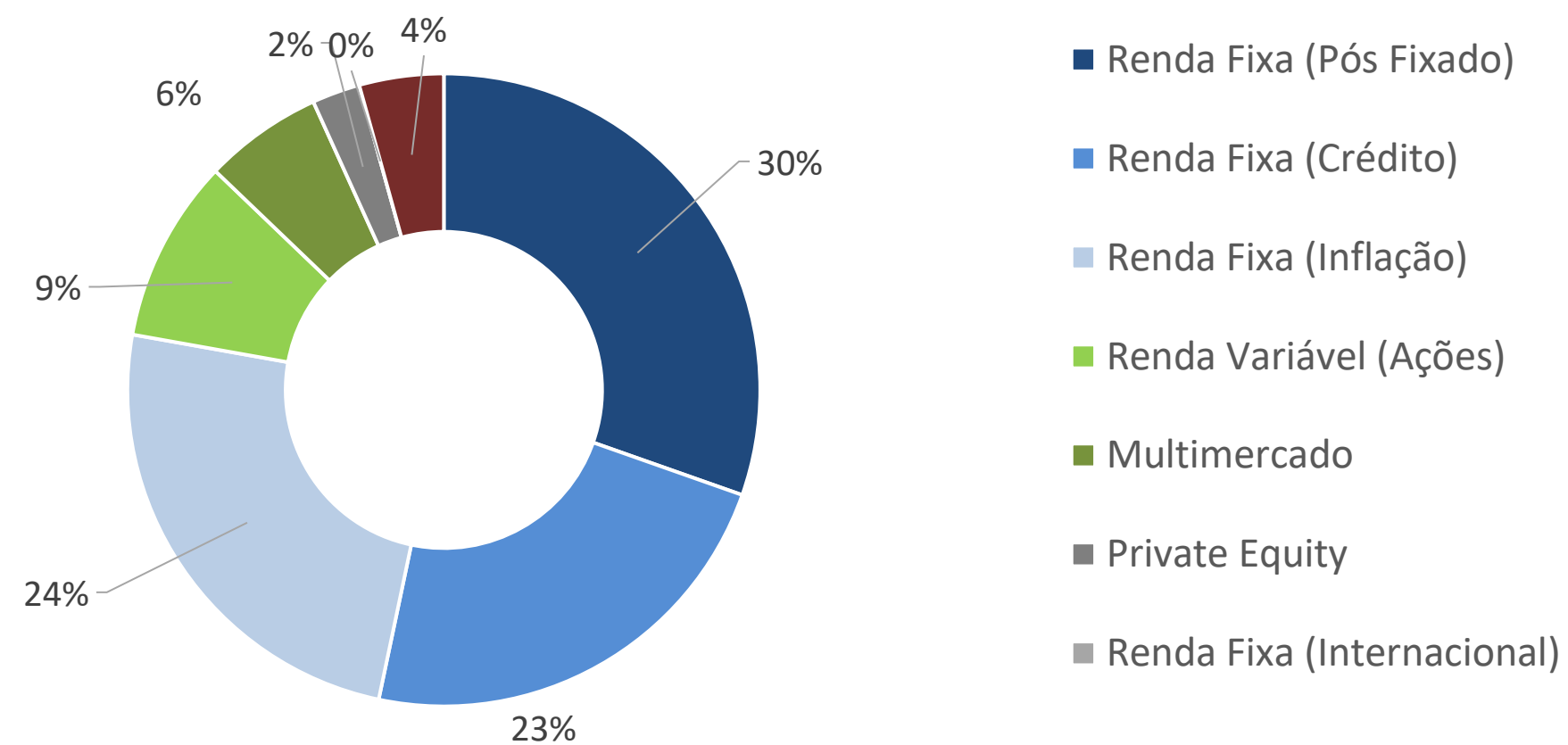
Plano CD - Moderado



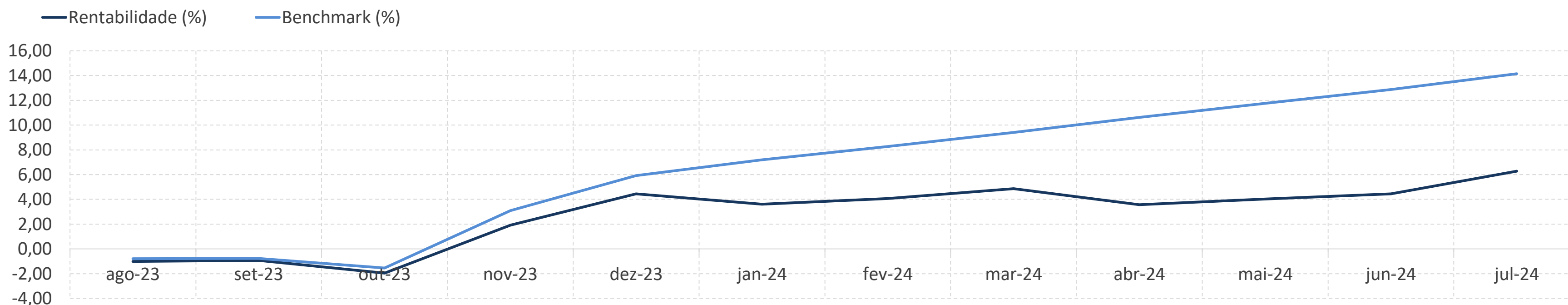
Patrimônio: R\$ 815.605.036,02

Rentabilidade (%)

	Perfil	Benchmark	CDI	IPCA	Ibovespa	Dólar
No Mês	1,42	1,04	0,91	0,38	3,02	1,86
No Ano	3,38	7,12	6,17	2,88	-4,87	16,95
12 Meses	8,34	13,03	11,50	4,51	4,68	19,42
24 Meses	20,77	28,14	26,64	8,68	23,74	9,13
36 Meses	26,24	31,40	38,58	19,63	4,80	10,55
60 Meses	44,18	51,08	47,95	33,39	25,38	50,39



Plano CD - Agressivo



Patrimônio: R\$ 357.889.940,77

Rentabilidade (%)

	Perfil	Benchmark	CDI	IPCA	Ibovespa	Dólar
No Mês	1,75	1,13	0,91	0,38	3,02	1,86
No Ano	1,75	7,76	6,17	2,88	-4,87	16,95
12 Meses	6,28	14,15	11,50	4,51	4,68	19,42
24 Meses	18,16	30,11	26,64	8,68	23,74	9,13
36 Meses	20,30	30,14	38,58	19,63	4,80	10,55
60 Meses	41,31	54,69	47,95	33,39	25,38	50,39

