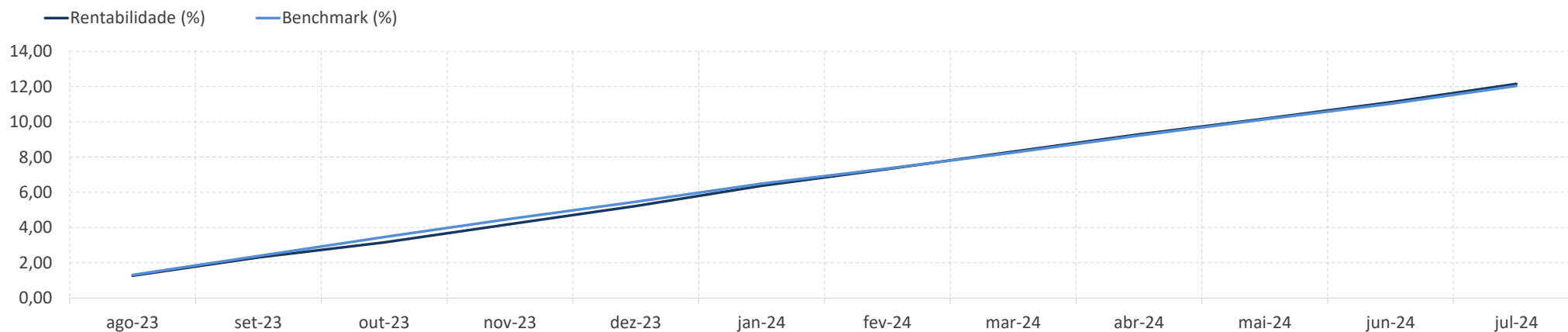
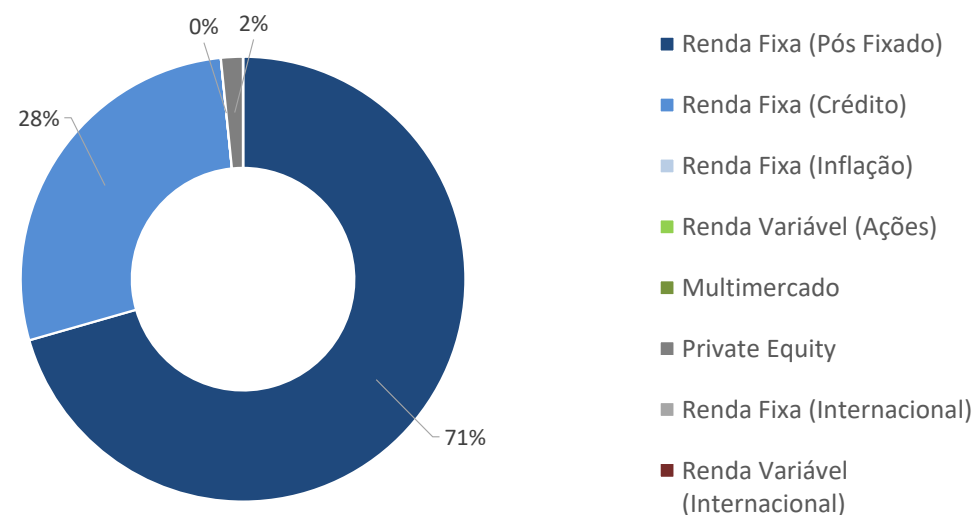


Previleve - Super Conservador (prévia)

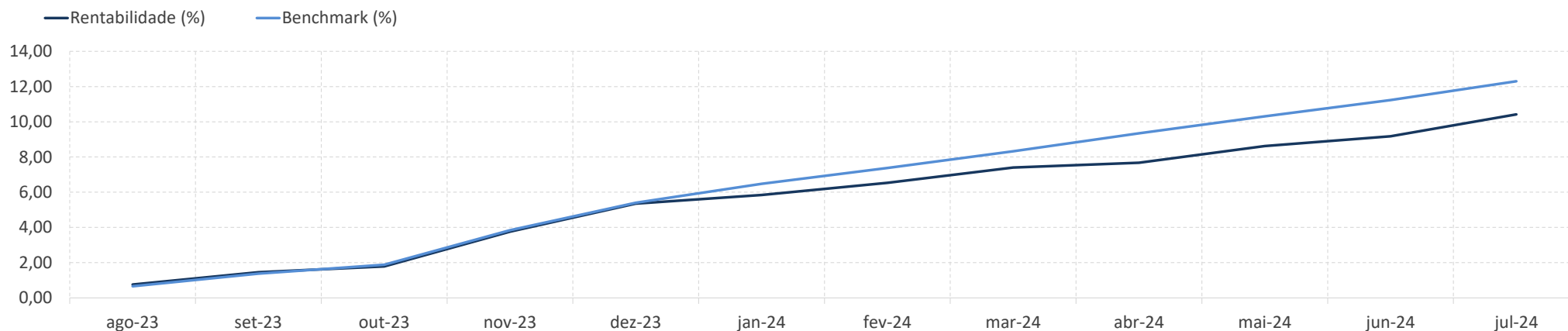


Rentabilidade (%)

	Perfil	Benchmark	CDI	IPCA	Ibovespa	Dólar
No Mês	0,94	0,92	0,91	0,38	3,02	1,86
No Ano	6,59	6,23	6,17	2,88	-4,87	16,95
12 Meses	12,15	12,04	11,50	4,51	4,68	19,42
24 Meses	26,17	26,68	26,64	8,68	23,74	9,13
36 Meses	39,12	38,97	38,58	19,63	4,80	10,55
60 Meses	50,07	48,83	47,95	33,39	25,38	50,39

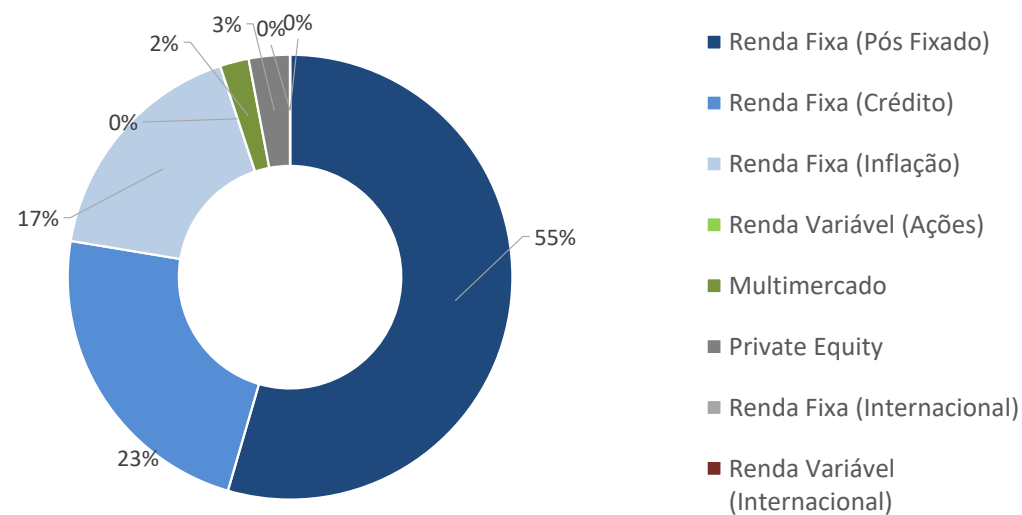


Previleve - Conservador (prévia)

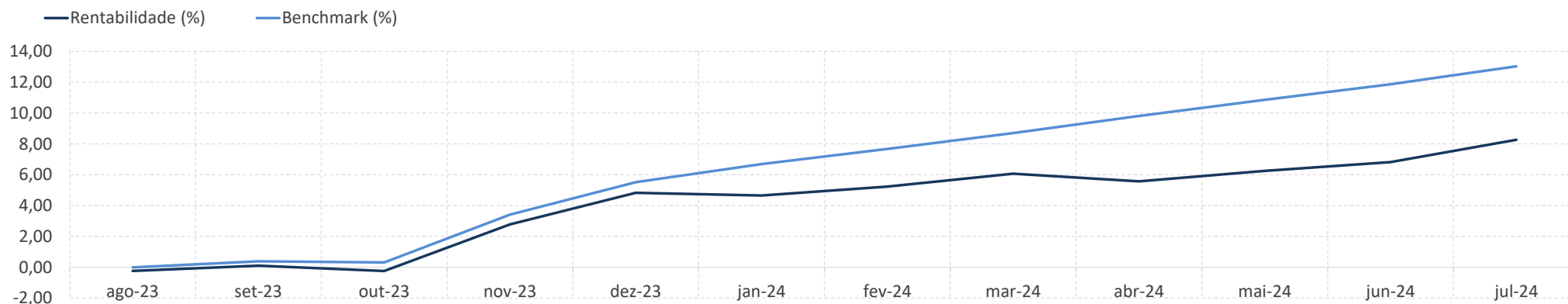


Rentabilidade (%)

	Perfil	Benchmark	CDI	IPCA	Ibovespa	Dólar
No Mês	1,14	0,96	0,91	0,38	3,02	1,86
No Ano	4,81	6,55	6,17	2,88	-4,87	16,95
12 Meses	10,42	12,30	11,50	4,51	4,68	19,42
24 Meses	22,63	26,91	26,64	8,68	23,74	9,13
36 Meses	30,85	33,78	38,58	19,63	4,80	10,55
60 Meses	43,47	48,64	47,95	33,39	25,38	50,39

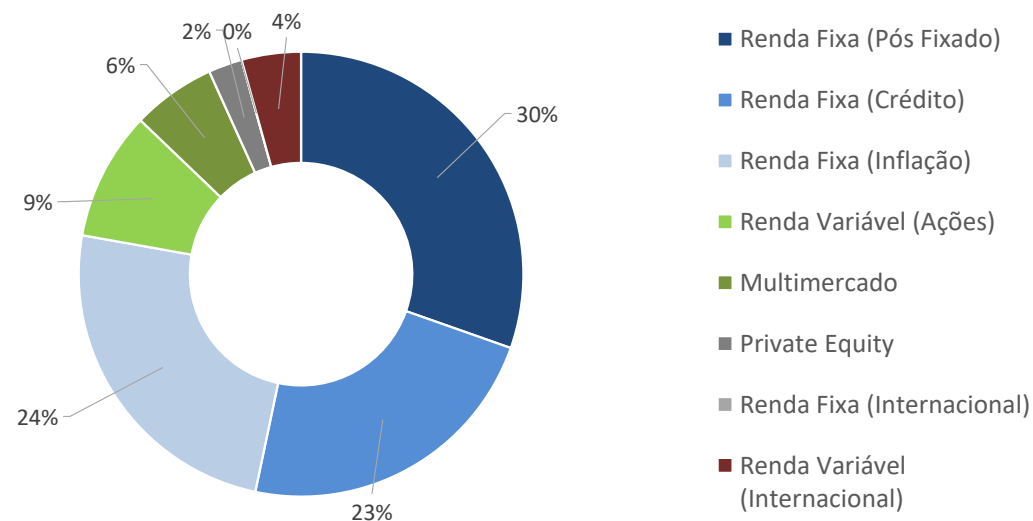


Previleve - Moderado (prévia)

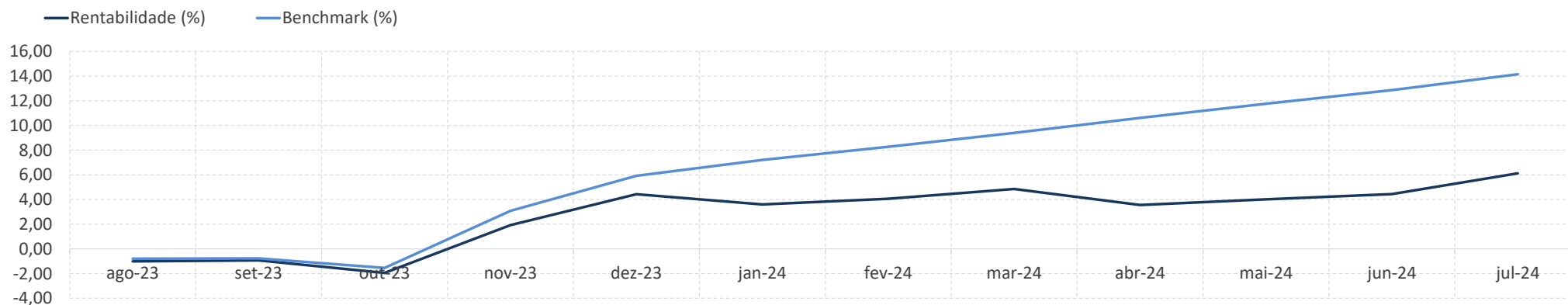


Rentabilidade (%)

	Perfil	Benchmark	CDI	IPCA	Ibovespa	Dólar
No Mês	1,35	1,04	0,91	0,38	3,02	1,86
No Ano	3,28	7,12	6,17	2,88	-4,87	16,95
12 Meses	8,26	13,03	11,50	4,51	4,68	19,42
24 Meses	19,97	28,14	26,64	8,68	23,74	9,13
36 Meses	26,06	31,40	38,58	19,63	4,80	10,55
60 Meses	44,37	51,08	47,95	33,39	25,38	50,39



Previleve - Agressivo (prévia)



Rentabilidade (%)

	Perfil	Benchmark	CDI	IPCA	Ibovespa	Dólar
No Mês	1,61	1,13	0,91	0,38	3,02	1,86
No Ano	1,62	7,76	6,17	2,88	-4,87	16,95
12 Meses	6,12	14,15	11,50	4,51	4,68	19,42
24 Meses	18,18	30,11	26,64	8,68	23,74	9,13
36 Meses	20,86	30,14	38,58	19,63	4,80	10,55
60 Meses	40,99	54,69	47,95	33,39	25,38	50,39

