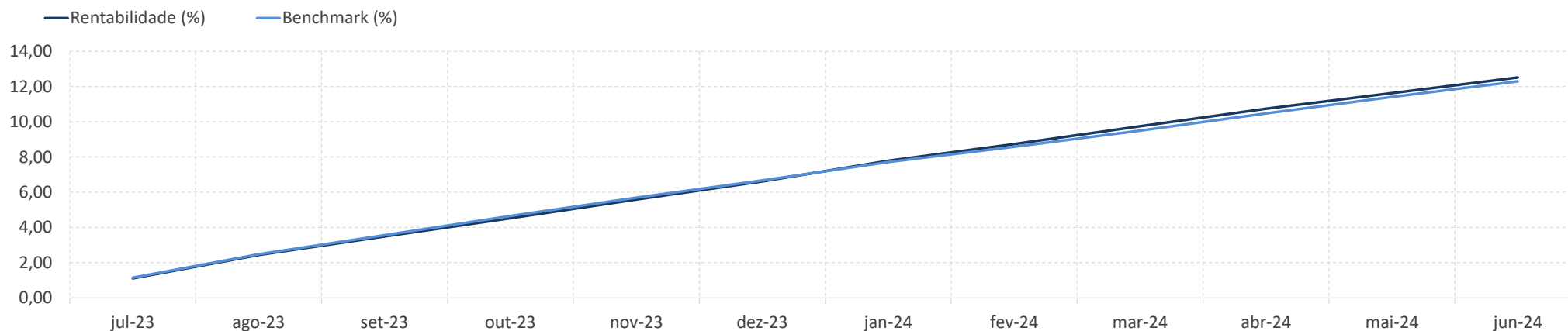
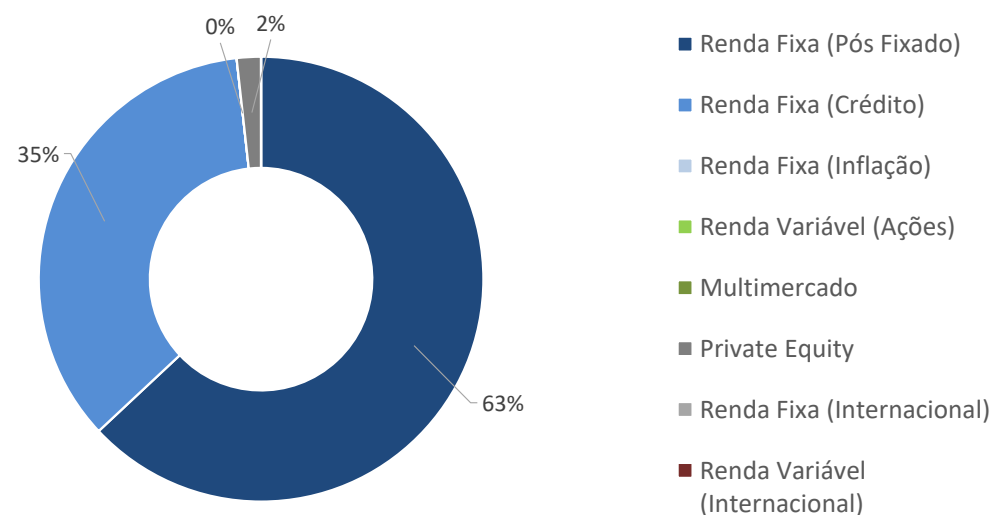


## Plano CD - Super Conservador

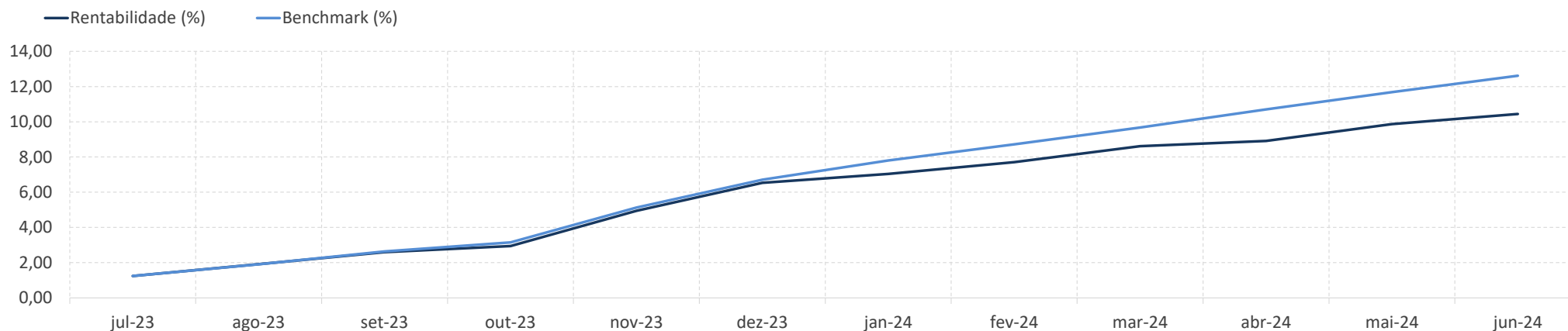


Rentabilidade (%)

	Perfil	Benchmark	CDI	IPCA	Ibovespa	Dólar
No Mês	0,80	0,80	0,79	0,21	1,48	6,05
No Ano	5,54	5,27	5,22	2,49	<b>-7,66</b>	14,82
12 Meses	12,52	12,30	11,68	4,24	4,93	15,36
24 Meses	26,89	26,81	26,81	7,54	25,74	6,13
36 Meses	39,42	38,20	37,83	20,32	<b>-2,28</b>	11,13
60 Meses	49,98	48,36	47,45	33,14	22,72	45,06

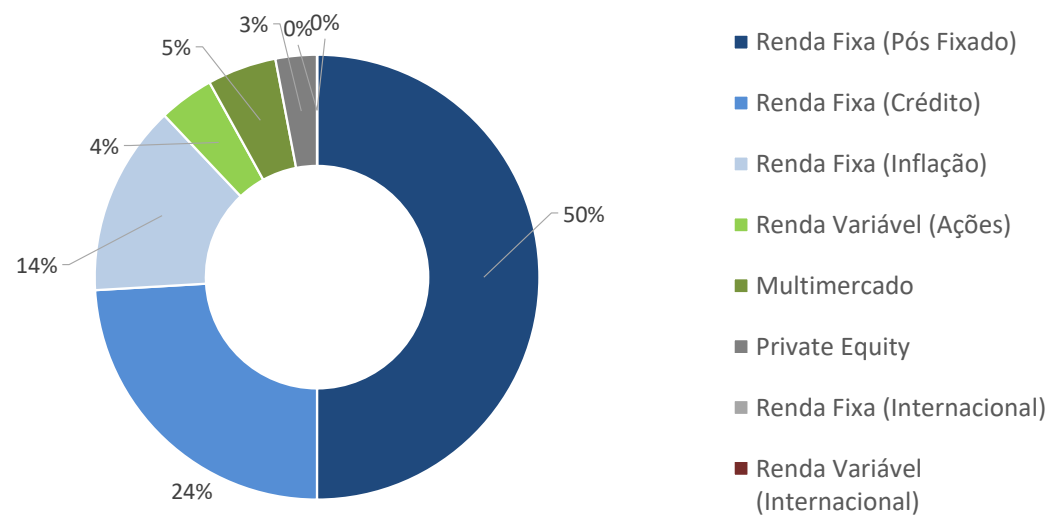


## Plano CD - Conservador

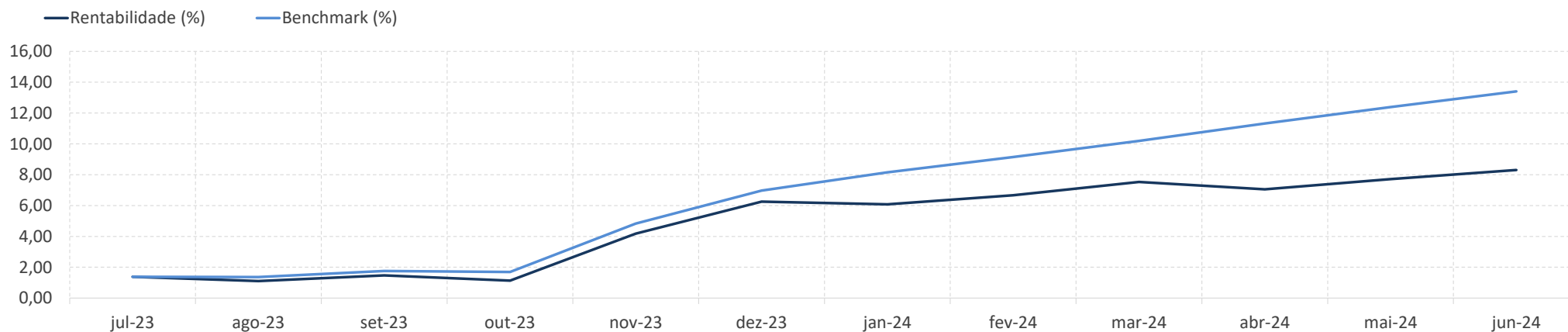


Rentabilidade (%)

	Perfil	Benchmark	CDI	IPCA	Ibovespa	Dólar
No Mês	0,52	0,84	0,79	0,21	1,48	6,05
No Ano	3,67	5,54	5,22	2,49	-7,66	14,82
12 Meses	10,44	12,62	11,68	4,24	4,93	15,36
24 Meses	22,59	27,43	26,81	7,54	25,74	6,13
36 Meses	28,82	32,55	37,83	20,32	-2,28	11,13
60 Meses	45,18	48,14	47,45	33,14	22,72	45,06

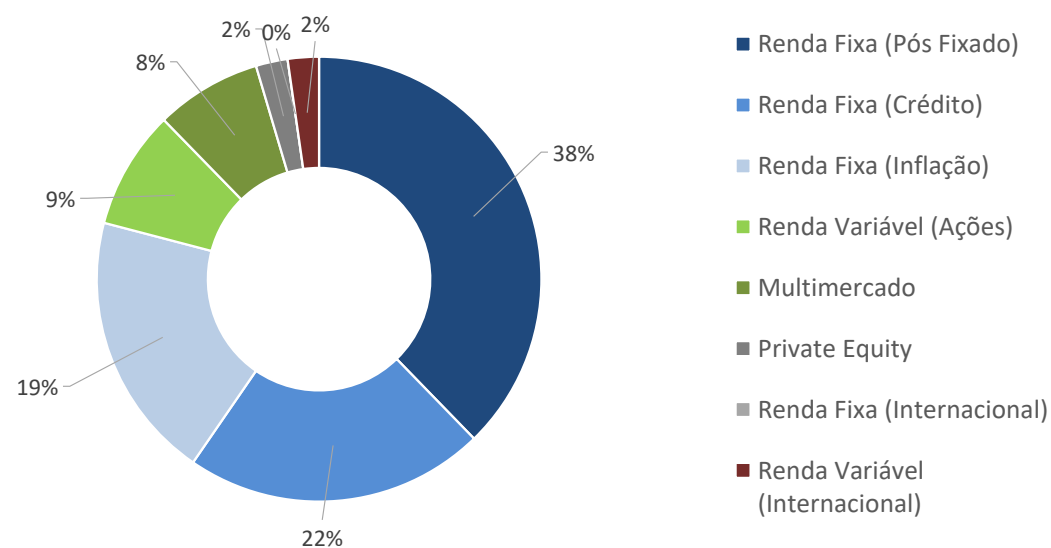


## Plano CD - Moderado

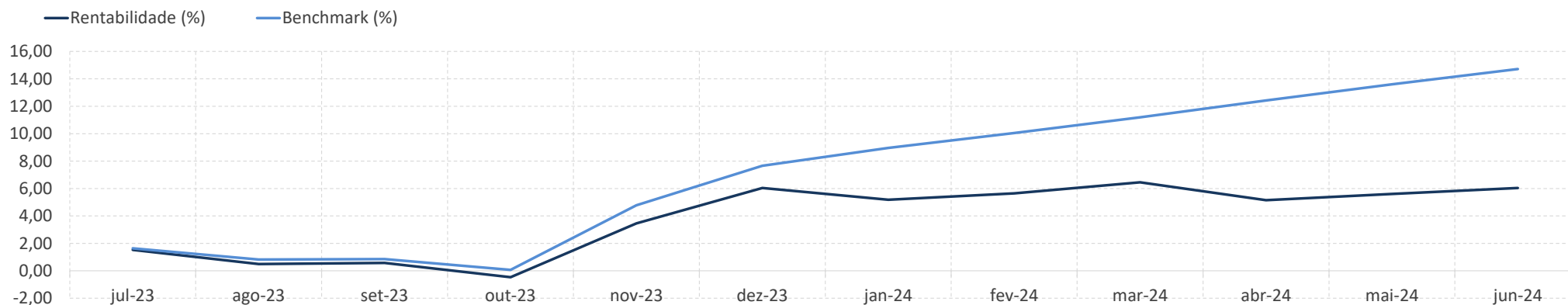


Rentabilidade (%)

	Perfil	Benchmark	CDI	IPCA	Ibovespa	Dólar
No Mês	0,55	0,91	0,79	0,21	1,48	6,05
No Ano	1,93	6,02	5,22	2,49	-7,66	14,82
12 Meses	8,31	13,41	11,68	4,24	4,93	15,36
24 Meses	21,05	29,01	26,81	7,54	25,74	6,13
36 Meses	23,69	29,82	37,83	20,32	-2,28	11,13
60 Meses	43,57	50,50	47,45	33,14	22,72	45,06



## Plano CD - Agressivo



Rentabilidade (%)

	Perfil	Benchmark	CDI	IPCA	Ibovespa	Dólar
No Mês	0,41	0,99	0,79	0,21	1,48	6,05
No Ano	0,01	6,56	5,22	2,49	<b>-7,66</b>	14,82
12 Meses	6,04	14,72	11,68	4,24	4,93	15,36
24 Meses	18,29	31,24	26,81	7,54	25,74	6,13
36 Meses	16,84	27,92	37,83	20,32	<b>-2,28</b>	11,13
60 Meses	40,01	54,00	47,45	33,14	22,72	45,06

