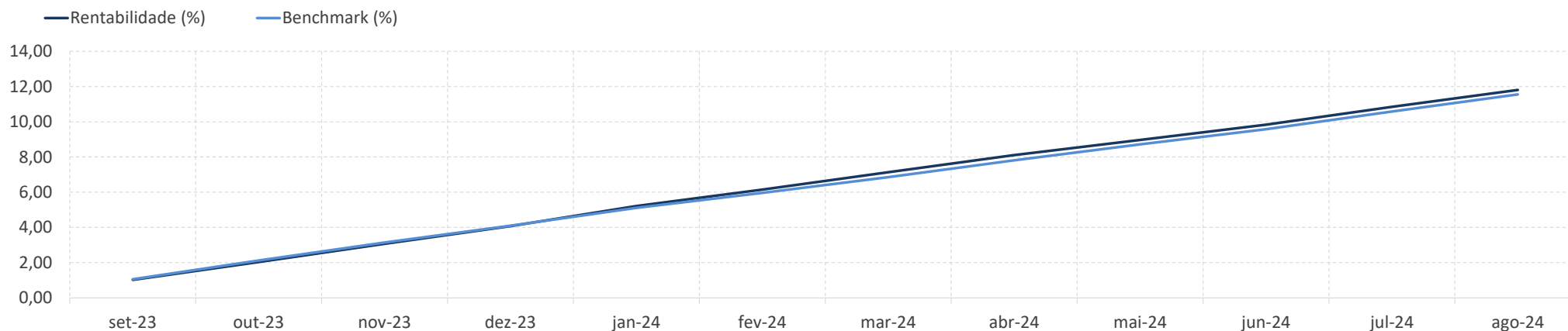


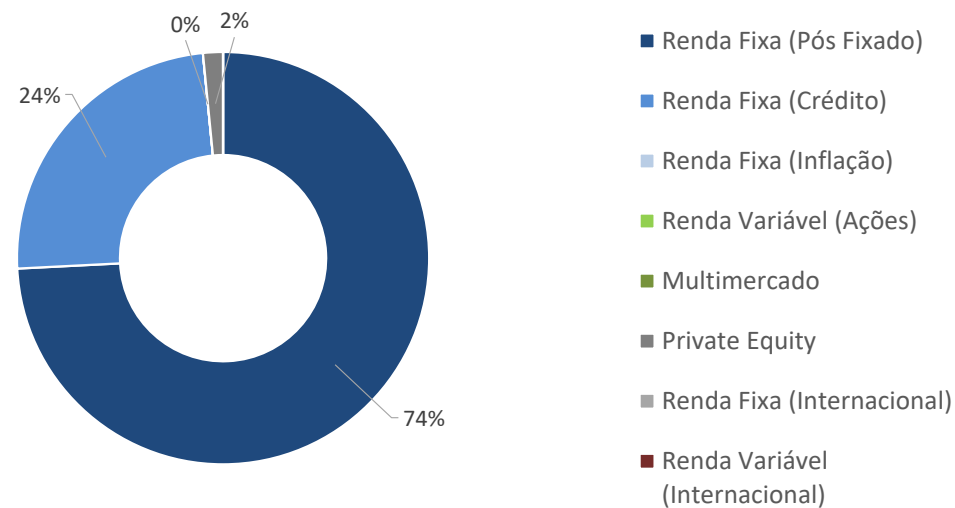
Plano CD - Super Conservador



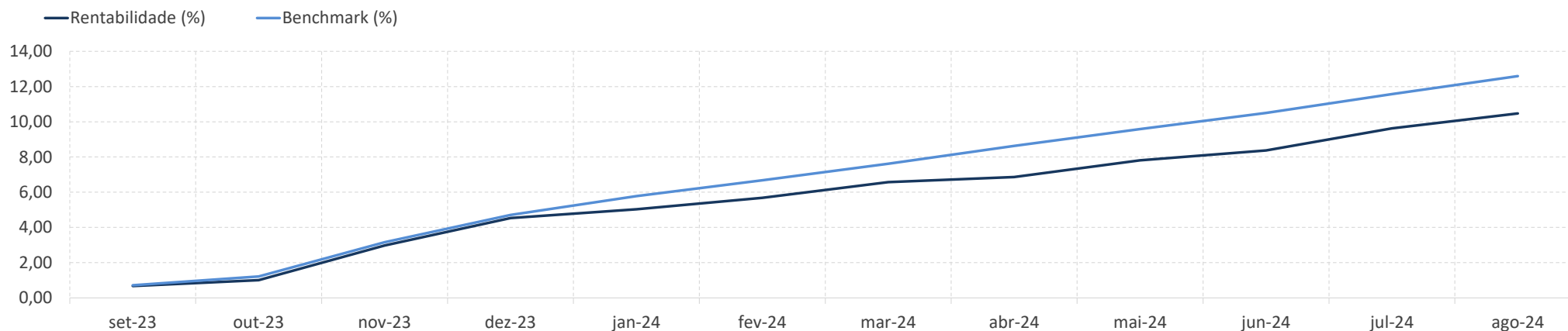
Patrimônio: R\$ 685.569.602,77

Rentabilidade (%)

	Perfil	Benchmark	CDI	IPCA	Ibovespa	Dólar
No Mês	0,87	0,88	0,87	-0,02	6,54	-0,10
No Ano	7,43	6,13	7,09	2,86	1,36	16,83
12 Meses	11,81	11,56	11,20	4,25	17,51	14,92
24 Meses	26,11	26,33	26,27	9,05	24,18	9,21
36 Meses	40,63	39,60	39,19	18,57	14,50	9,97
60 Meses	51,23	49,34	48,49	33,22	34,48	36,67



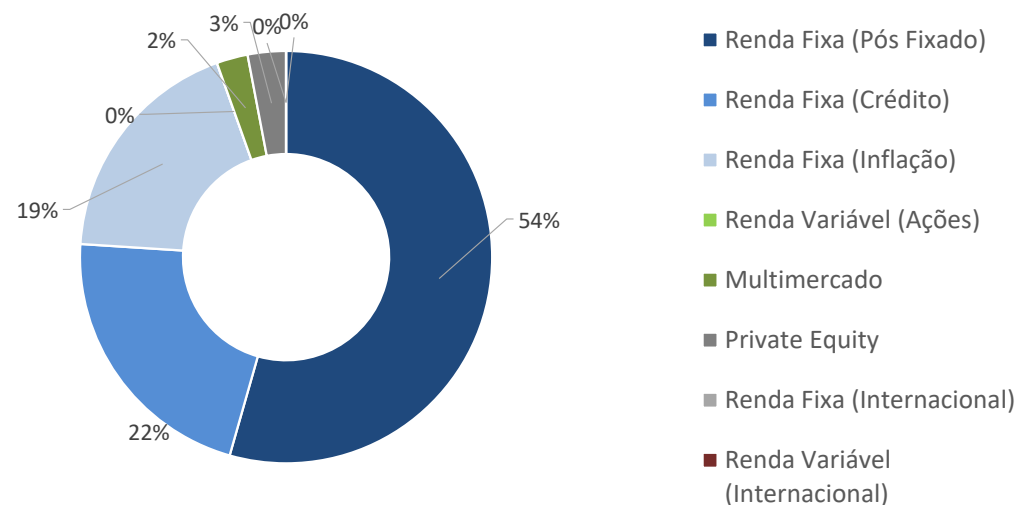
Plano CD - Conservador



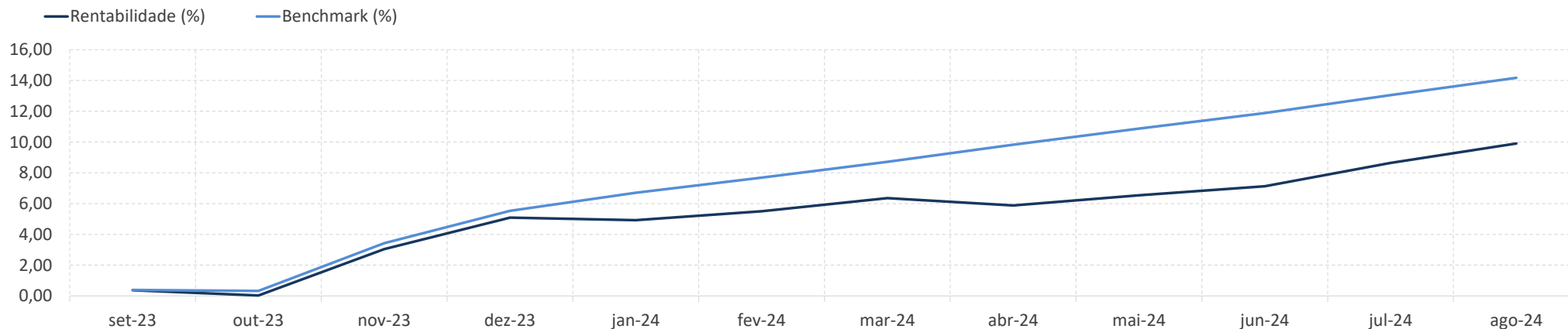
Patrimônio: R\$ 842.450.485,00

Rentabilidade (%)

	Perfil	Benchmark	CDI	IPCA	Ibovespa	Dólar
No Mês	0,77	0,92	0,87	-0,02	6,54	-0,10
No Ano	5,69	6,44	7,09	2,86	1,36	16,83
12 Meses	10,47	12,59	11,20	4,25	17,51	14,92
24 Meses	21,59	26,42	26,27	9,05	24,18	9,21
36 Meses	31,20	34,84	39,19	18,57	14,50	9,97
60 Meses	46,11	49,18	48,49	33,22	34,48	36,67



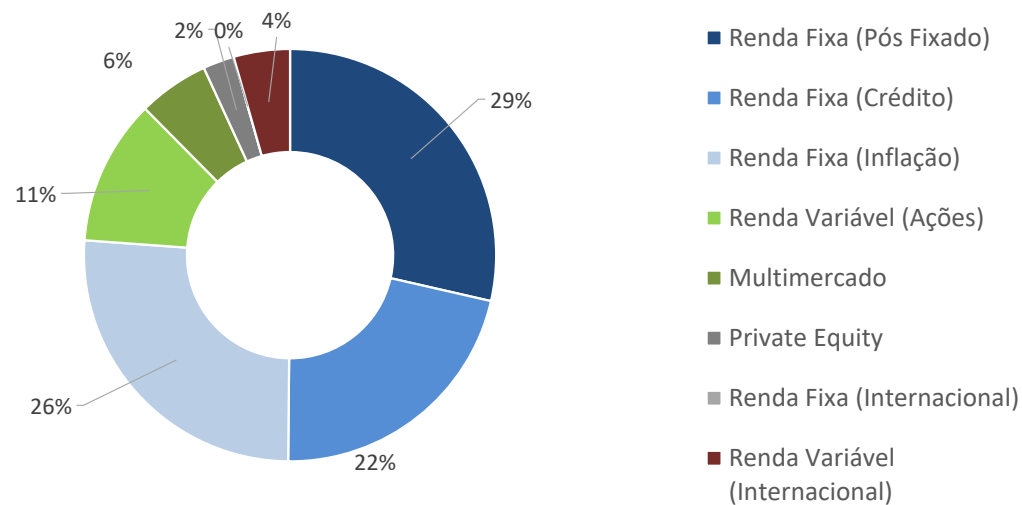
Plano CD - Moderado



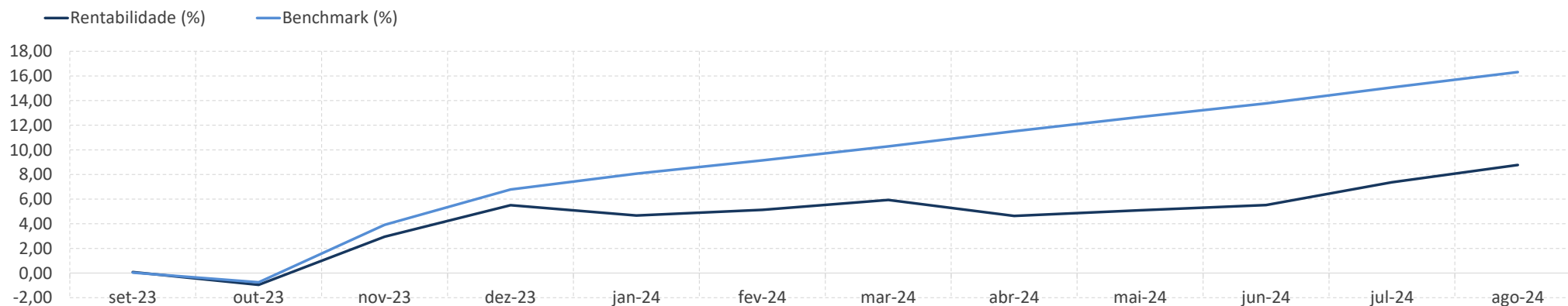
Patrimônio: R\$ 813.326.950,10

Rentabilidade (%)

	Perfil	Benchmark	CDI	IPCA	Ibovespa	Dólar
No Mês	1,16	1,00	0,87	-0,02	6,54	-0,10
No Ano	4,58	7,00	7,09	2,86	1,36	16,83
12 Meses	9,91	14,17	11,20	4,25	17,51	14,92
24 Meses	20,08	27,56	26,27	9,05	24,18	9,21
36 Meses	27,25	32,79	39,19	18,57	14,50	9,97
60 Meses	45,48	51,71	48,49	33,22	34,48	36,67



Plano CD - Agressivo



Patrimônio: R\$ 357.358.962,78

Rentabilidade (%)

	Perfil	Benchmark	CDI	IPCA	Ibovespa	Dólar
No Mês	1,31	1,08	0,87	-0,02	6,54	-0,10
No Ano	3,09	7,63	7,09	2,86	1,36	16,83
12 Meses	8,77	16,32	11,20	4,25	17,51	14,92
24 Meses	17,21	29,14	26,27	9,05	24,18	9,21
36 Meses	21,57	32,00	39,19	18,57	14,50	9,97
60 Meses	42,74	55,43	48,49	33,22	34,48	36,67

