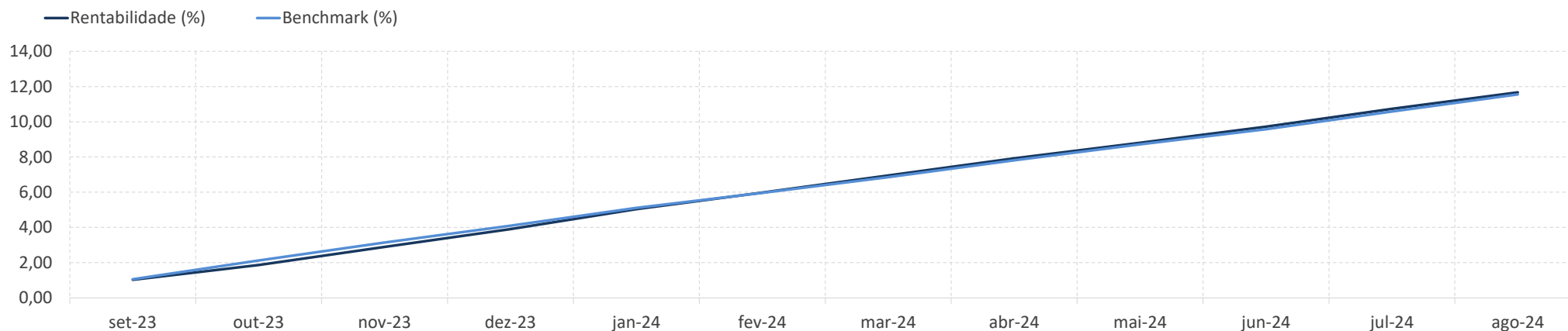


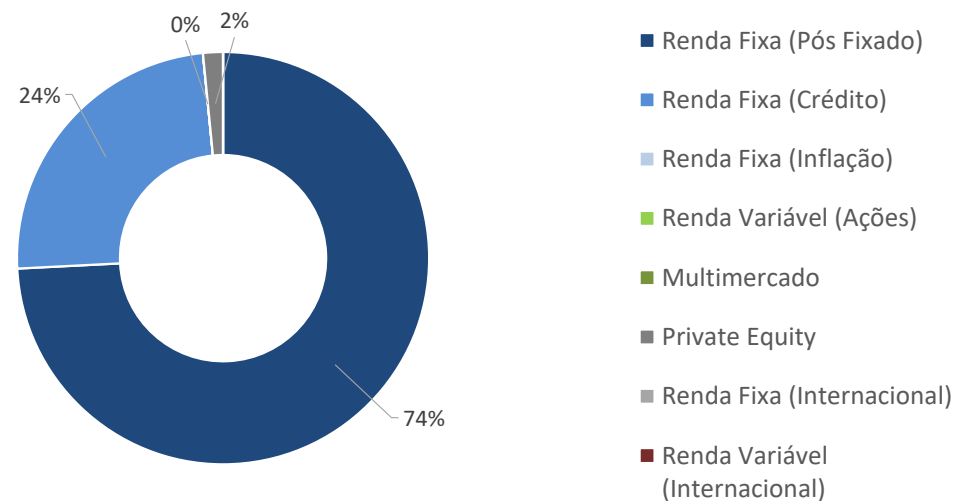
# Previleve - Super Conservador



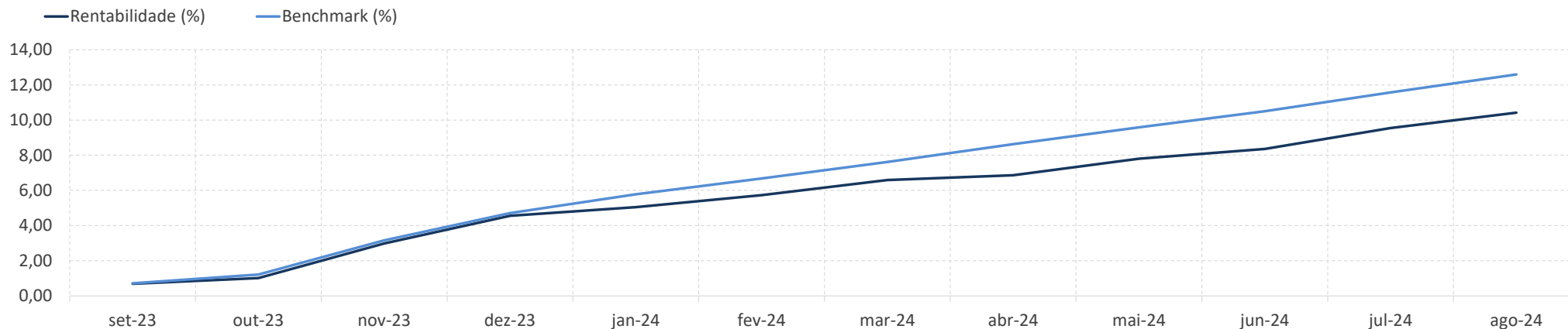
**Patrimônio:** R\$ 10.214.007,49

## Rentabilidade (%)

	Perfil	Benchmark	CDI	IPCA	Ibovespa	Dólar
No Mês	0,84	0,88	0,87	-0,02	6,54	-0,10
No Ano	7,48	7,17	7,09	2,86	1,36	16,83
12 Meses	11,67	11,56	11,20	4,25	17,51	14,92
24 Meses	25,65	26,33	26,27	9,05	24,18	9,21
36 Meses	39,42	39,60	39,19	18,57	14,50	9,97
60 Meses	50,81	49,34	48,49	33,22	34,48	36,67



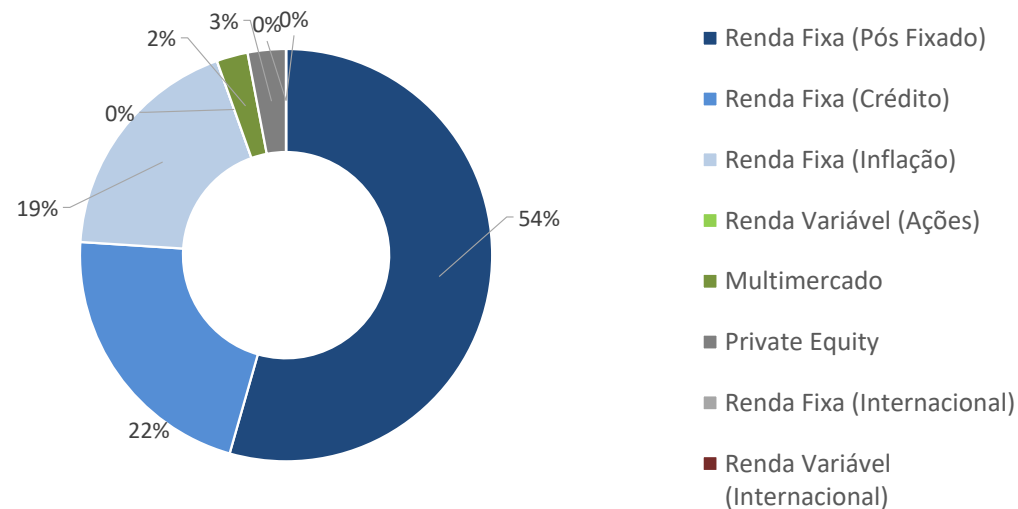
# Previleve - Conservador



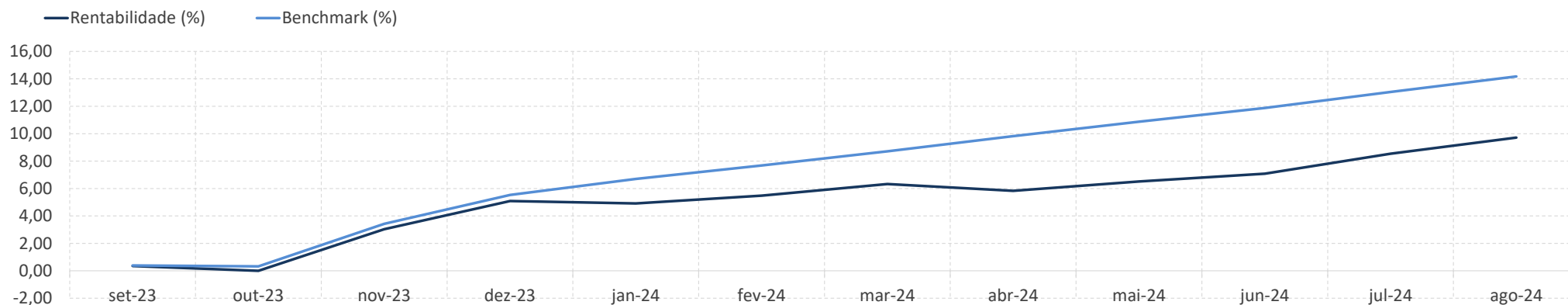
**Patrimônio:** R\$ 10.962.378,13

## Rentabilidade (%)

	Perfil	Benchmark	CDI	IPCA	Ibovespa	Dólar
No Mês	0,80	0,92	0,87	-0,02	6,54	-0,10
No Ano	5,61	7,53	7,09	2,86	1,36	16,83
12 Meses	10,42	12,59	11,20	4,25	17,51	14,92
24 Meses	22,16	26,42	26,27	9,05	24,18	9,21
36 Meses	31,17	34,84	39,19	18,57	14,50	9,97
60 Meses	44,23	49,18	48,49	33,22	34,48	36,67



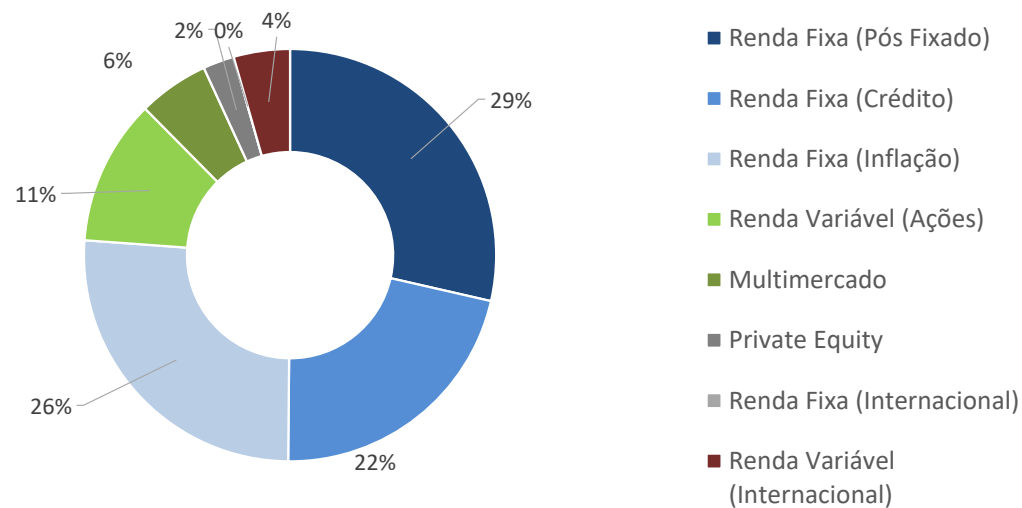
# Previleve - Moderado



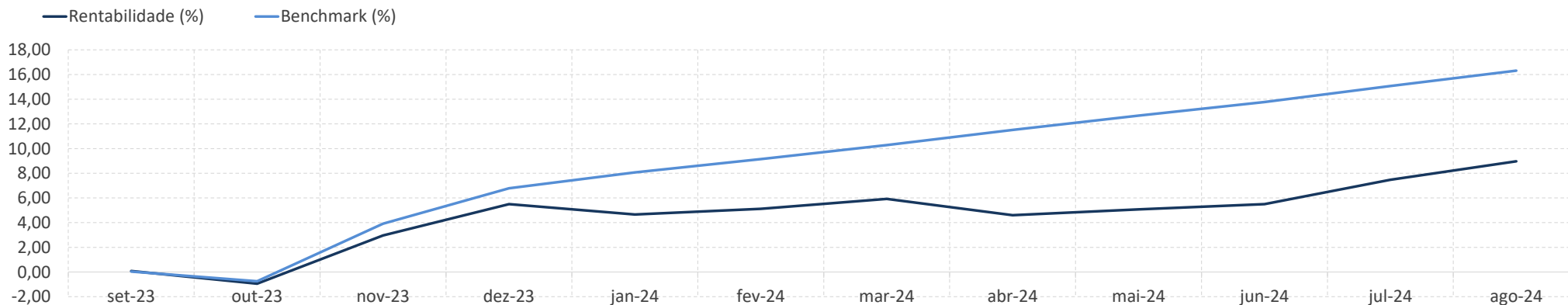
**Patrimônio:** R\$ 18.443.856,90

## Rentabilidade (%)

	Perfil	Benchmark	CDI	IPCA	Ibovespa	Dólar
No Mês	1,08	1,00	0,87	-0,02	6,54	-0,10
No Ano	4,40	8,19	7,09	2,86	1,36	16,83
12 Meses	9,72	14,17	11,20	4,25	17,51	14,92
24 Meses	19,19	27,56	26,27	9,05	24,18	9,21
36 Meses	26,93	32,79	39,19	18,57	14,50	9,97
60 Meses	45,69	51,71	48,49	33,22	34,48	36,67



# Previleve - Agressivo



**Patrimônio:** R\$ 9.453.342,29

## Rentabilidade (%)

	Perfil	Benchmark	CDI	IPCA	Ibovespa	Dólar
No Mês	1,39	1,08	0,87	-0,02	6,54	-0,10
No Ano	3,29	8,93	7,09	2,86	1,36	16,83
12 Meses	8,97	16,32	11,20	4,25	17,51	14,92
24 Meses	17,60	29,14	26,27	9,05	24,18	9,21
36 Meses	22,52	32,00	39,19	18,57	14,50	9,97
60 Meses	42,95	55,43	48,49	33,22	34,48	36,67

