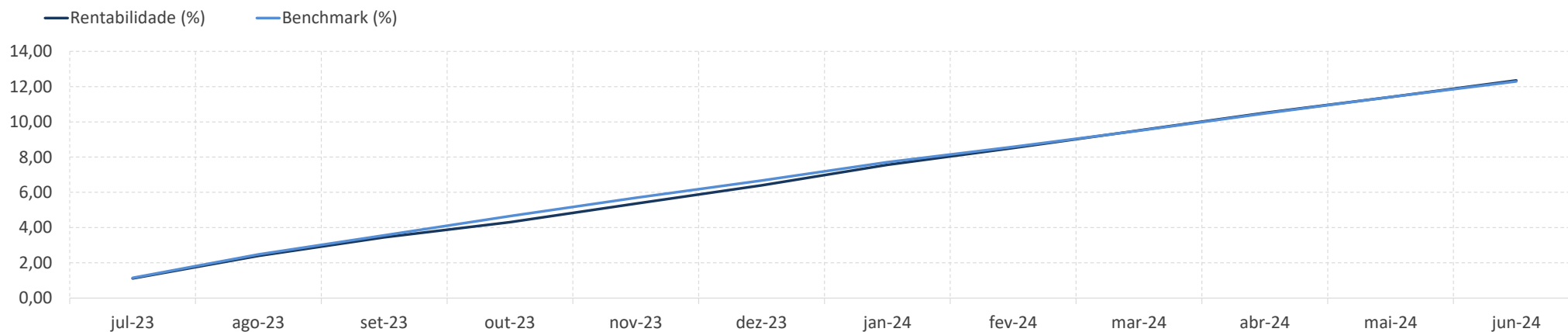
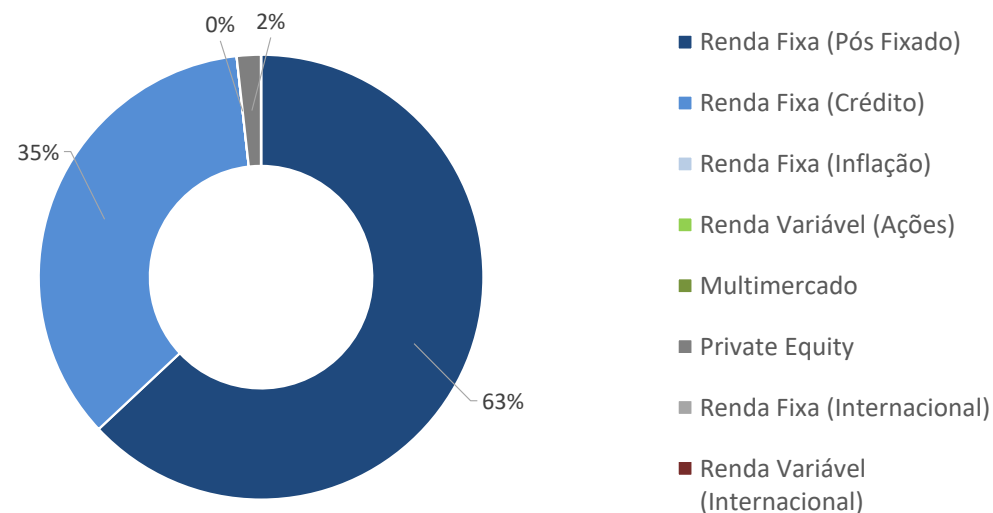


Previleve - Super Conservador

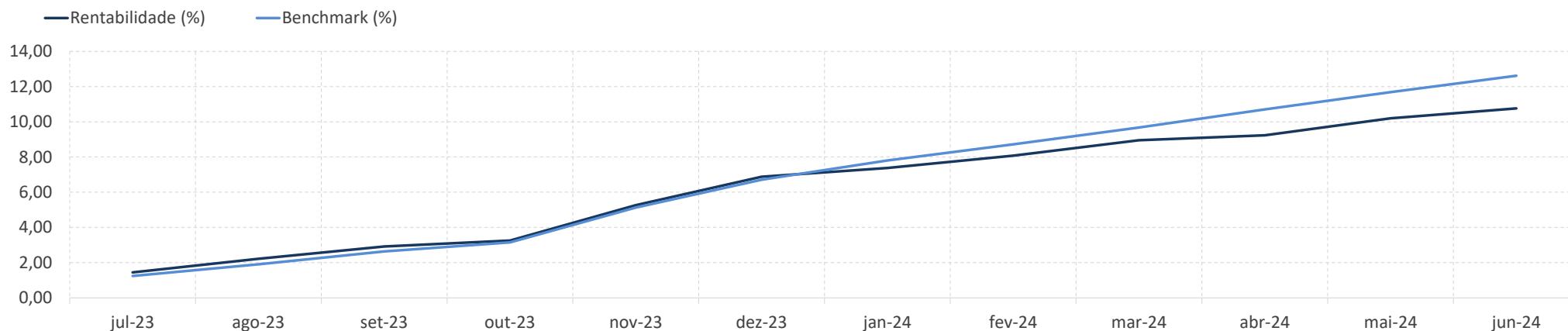


Rentabilidade (%)

	Perfil	Benchmark	CDI	IPCA	Ibovespa	Dólar
No Mês	0,84	0,80	0,79	0,21	1,48	6,05
No Ano	5,60	5,27	5,22	2,49	-7,66	14,82
12 Meses	12,35	12,30	11,68	4,24	4,93	15,36
24 Meses	26,33	26,81	26,81	7,54	25,74	6,13
36 Meses	38,28	38,20	37,83	20,32	-2,28	11,13
60 Meses	49,54	48,36	47,45	33,14	22,72	45,06

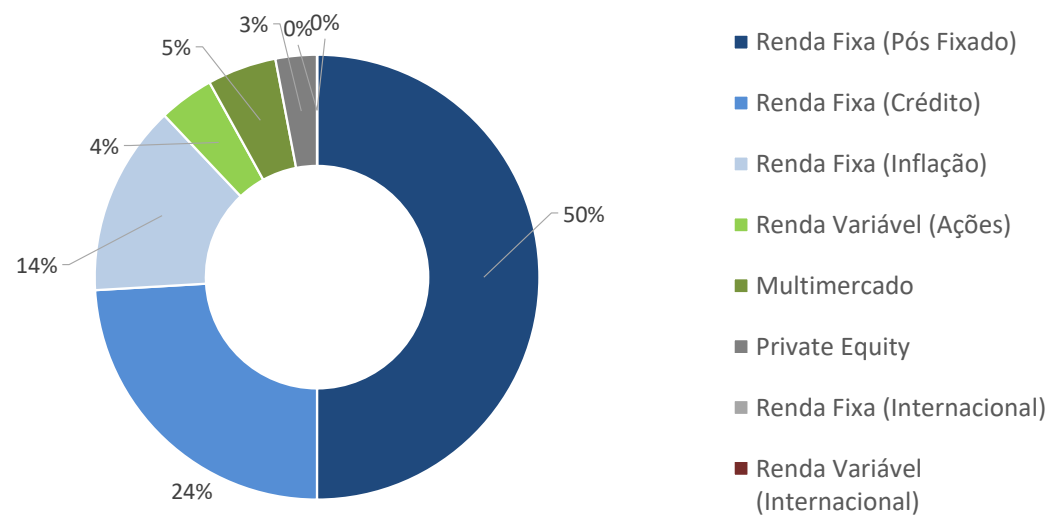


Previleve - Conservador

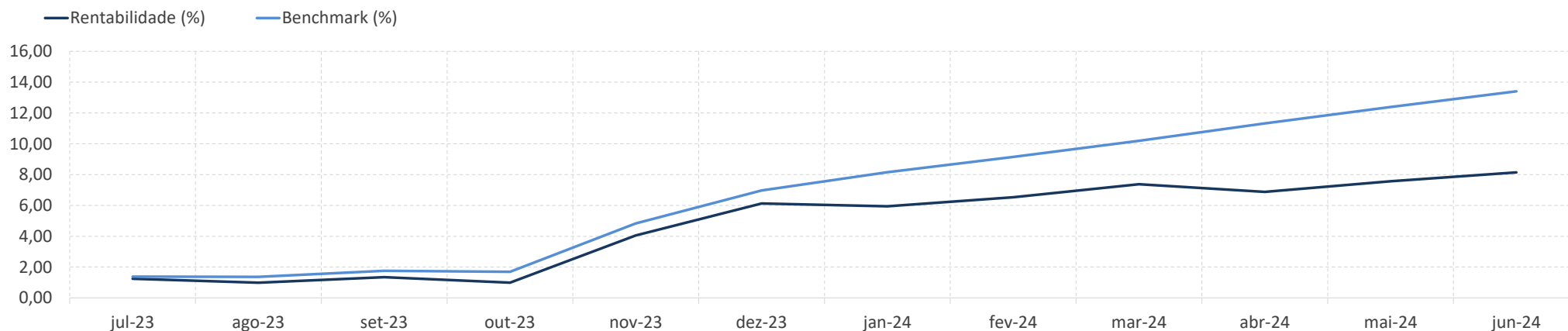


Rentabilidade (%)

	Perfil	Benchmark	CDI	IPCA	Ibovespa	Dólar
No Mês	0,51	0,84	0,79	0,21	1,48	6,05
No Ano	3,63	5,54	5,22	2,49	-7,66	14,82
12 Meses	10,76	12,62	11,68	4,24	4,93	15,36
24 Meses	22,81	27,43	26,81	7,54	25,74	6,13
36 Meses	28,91	32,55	37,83	20,32	-2,28	11,13
60 Meses	42,88	48,14	47,45	33,14	22,72	45,06

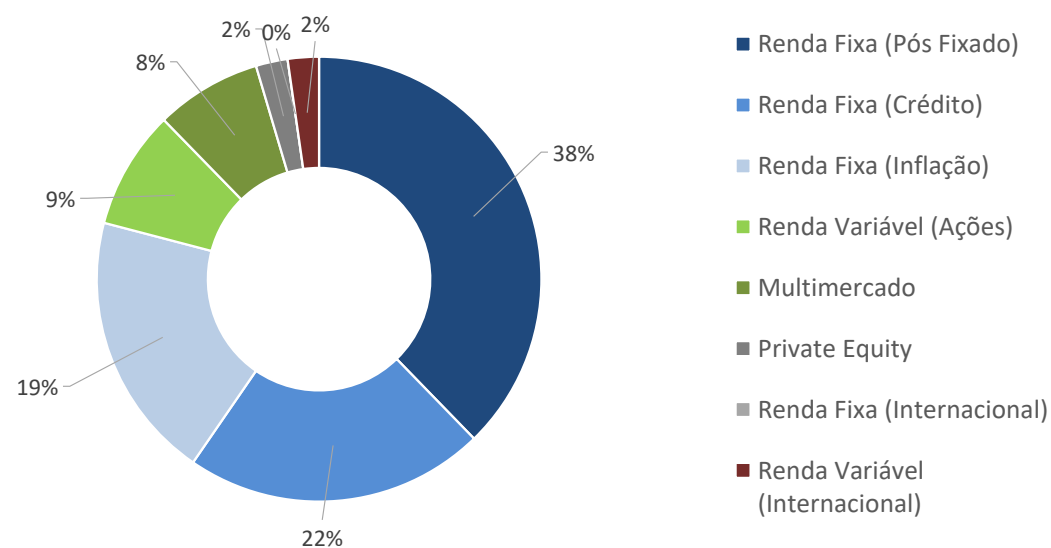


Previleve - Moderado

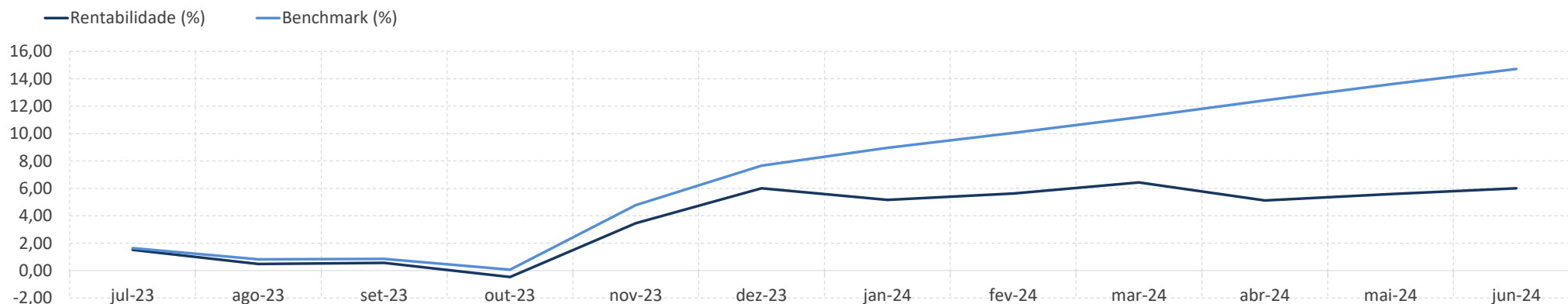


Rentabilidade (%)

	Perfil	Benchmark	CDI	IPCA	Ibovespa	Dólar
No Mês	0,54	0,91	0,79	0,21	1,48	6,05
No Ano	1,90	6,02	5,22	2,49	-7,66	14,82
12 Meses	8,14	13,41	11,68	4,24	4,93	15,36
24 Meses	20,38	29,01	26,81	7,54	25,74	6,13
36 Meses	23,70	29,82	37,83	20,32	-2,28	11,13
60 Meses	44,76	50,50	47,45	33,14	22,72	45,06



Previleve - Agressivo



Rentabilidade (%)

	Perfil	Benchmark	CDI	IPCA	Ibovespa	Dólar
No Mês	0,40	0,99	0,79	0,21	1,48	6,05
No Ano	0,01	6,56	5,22	2,49	-7,66	14,82
12 Meses	6,01	14,72	11,68	4,24	4,93	15,36
24 Meses	18,56	31,24	26,81	7,54	25,74	6,13
36 Meses	17,57	27,92	37,83	20,32	-2,28	11,13
60 Meses	41,10	54,00	47,45	33,14	22,72	45,06

