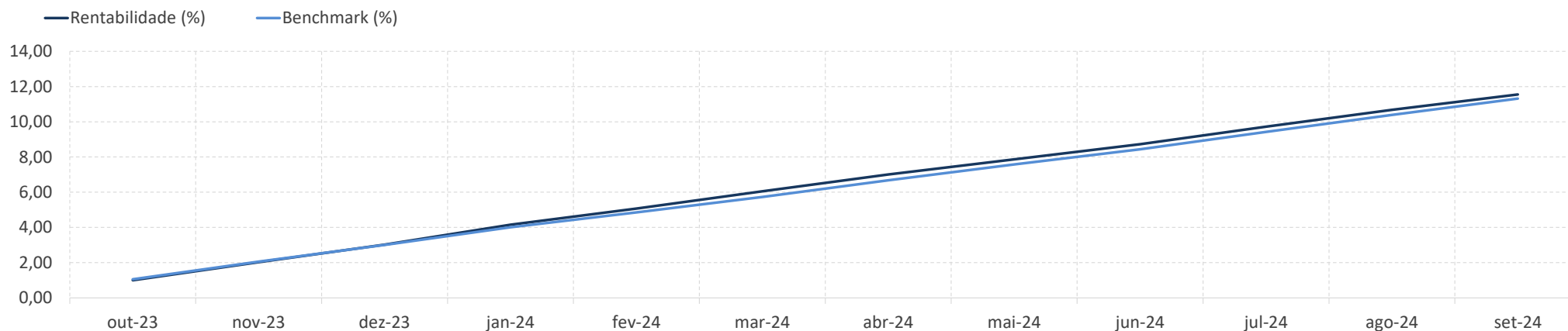


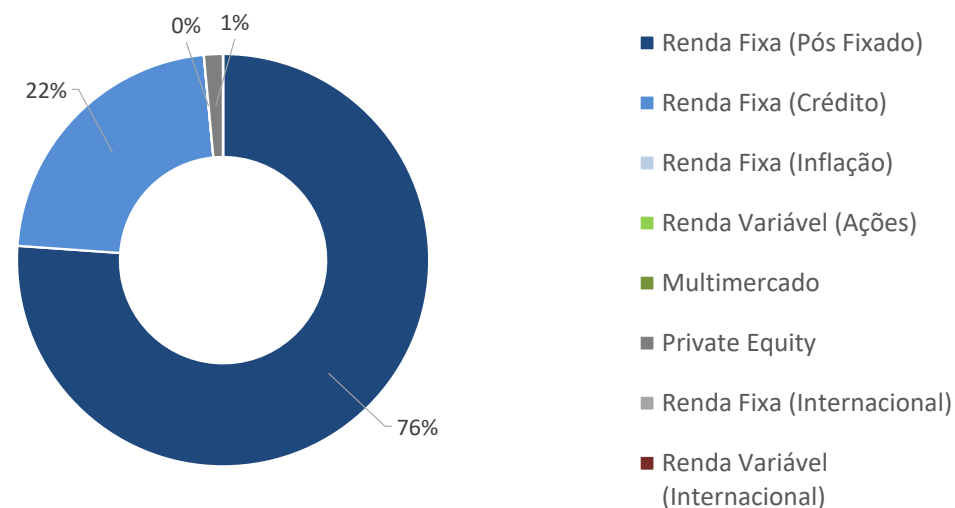
# Plano CD - Super Conservador



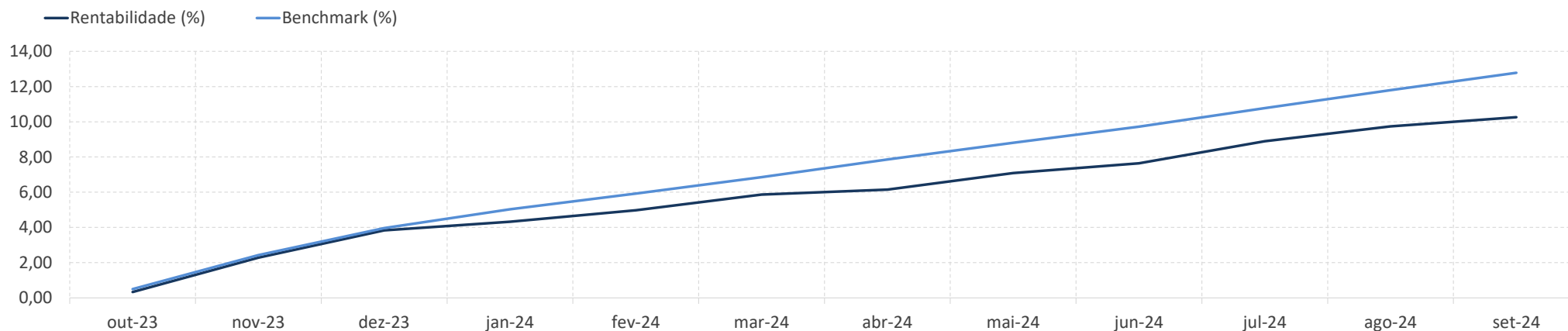
**Patrimônio:** R\$ 695.076.817,57

## Rentabilidade (%)

	Perfil	Benchmark	CDI	IPCA	Ibovespa	Dólar
No Mês	0,79	0,84	0,83	0,44	-3,08	-3,68
No Ano	8,28	8,07	7,99	3,31	-1,77	12,53
12 Meses	11,55	11,32	11,05	4,44	13,08	8,79
24 Meses	25,65	26,05	25,97	9,85	19,79	0,77
36 Meses	41,00	40,16	39,73	17,73	18,78	0,16
60 Meses	51,21	49,87	49,04	33,86	25,84	30,82



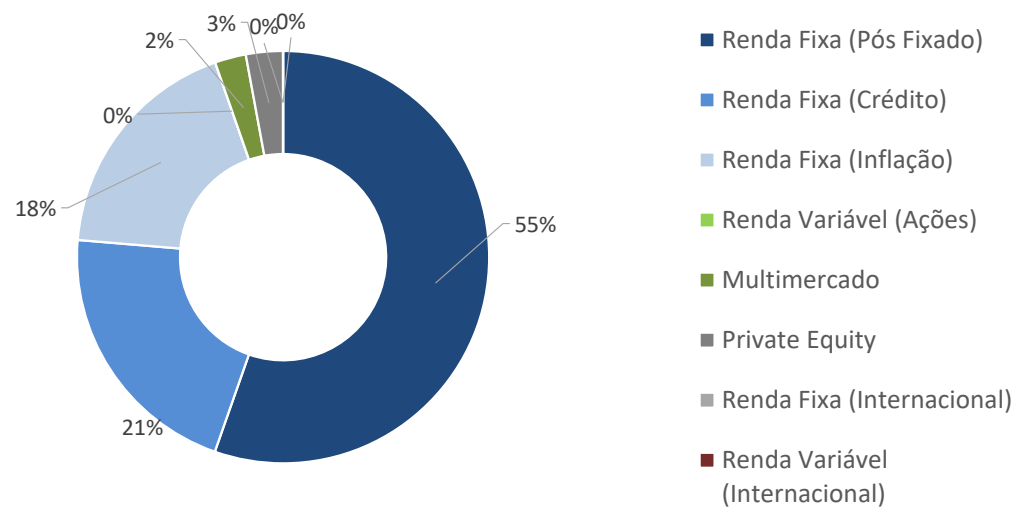
# Plano CD - Conservador



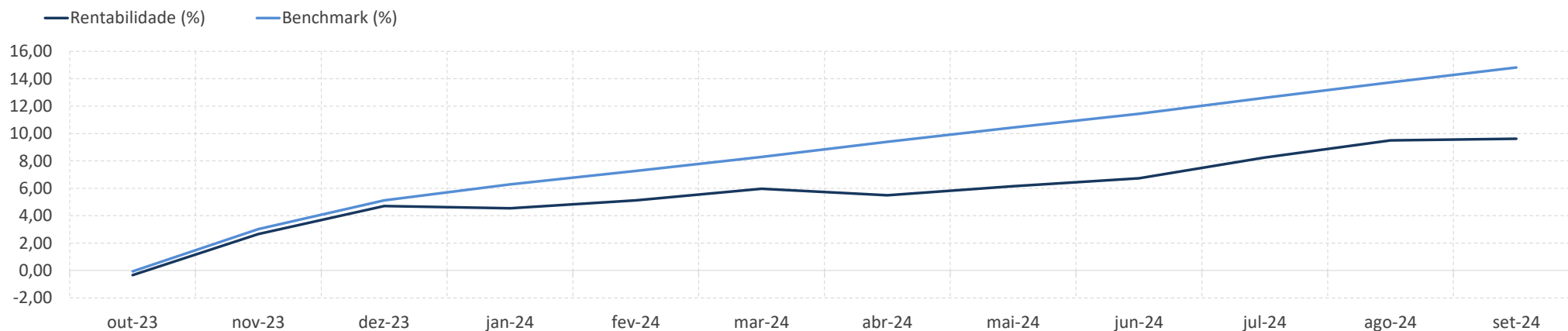
**Patrimônio:** R\$ 849.509.275,97

## Rentabilidade (%)

	Perfil	Benchmark	CDI	IPCA	Ibovespa	Dólar
No Mês	0,48	0,89	0,83	0,44	<b>-3,08</b>	<b>-3,68</b>
No Ano	6,19	8,48	7,99	3,31	<b>-1,77</b>	12,53
12 Meses	10,26	12,78	11,05	4,44	13,08	8,79
24 Meses	21,37	26,69	25,97	9,85	19,79	0,77
36 Meses	31,50	36,53	39,73	17,73	18,78	0,16
60 Meses	44,87	49,73	49,04	33,86	25,84	30,82



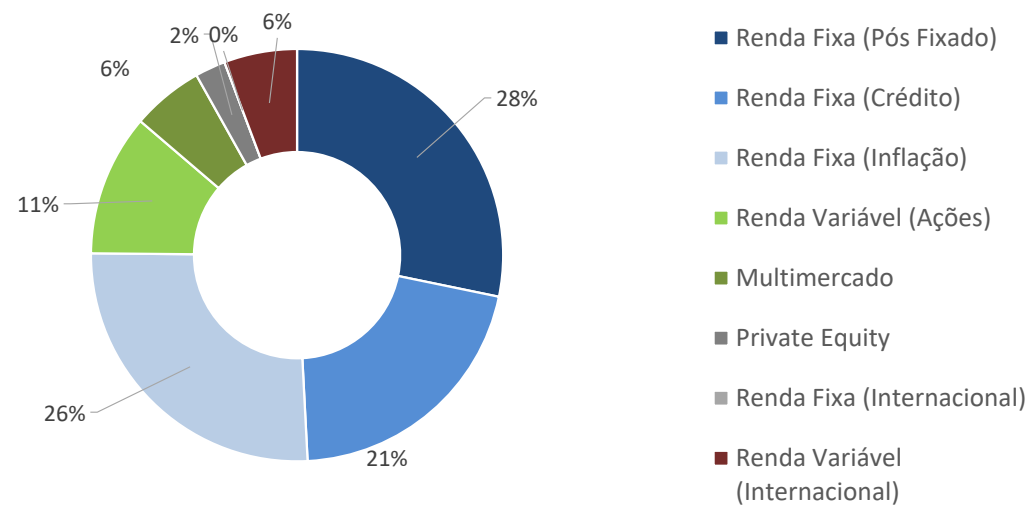
## Plano CD - Moderado



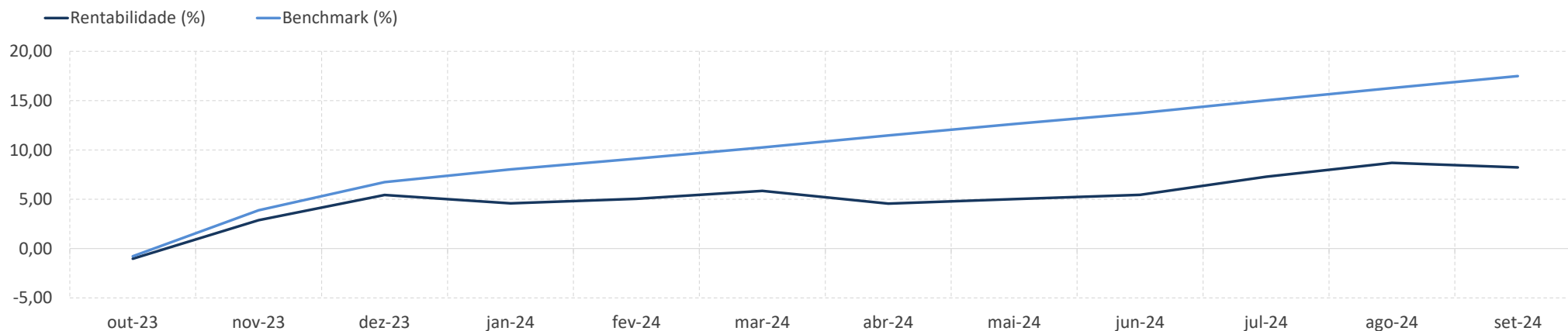
**Patrimônio:** R\$ 809.842.392,22

### Rentabilidade (%)

	Perfil	Benchmark	CDI	IPCA	Ibovespa	Dólar
No Mês	0,11	0,96	0,83	0,44	-3,08	-3,68
No Ano	4,69	9,23	7,99	3,31	-1,77	12,53
12 Meses	9,62	14,82	11,05	4,44	13,08	8,79
24 Meses	19,47	28,29	25,97	9,85	19,79	0,77
36 Meses	27,42	35,24	39,73	17,73	18,78	0,16
60 Meses	43,28	52,35	49,04	33,86	25,84	30,82



## Plano CD - Agressivo



**Patrimônio:** R\$ 355.924.797,33

### Rentabilidade (%)

	Perfil	Benchmark	CDI	IPCA	Ibovespa	Dólar
No Mês	-0,42	1,04	0,83	0,44	-3,08	-3,68
No Ano	2,65	10,07	7,99	3,31	-1,77	12,53
12 Meses	8,23	17,49	11,05	4,44	13,08	8,79
24 Meses	16,20	29,99	25,97	9,85	19,79	0,77
36 Meses	21,67	35,54	39,73	17,73	18,78	0,16
60 Meses	39,48	56,18	49,04	33,86	25,84	30,82

