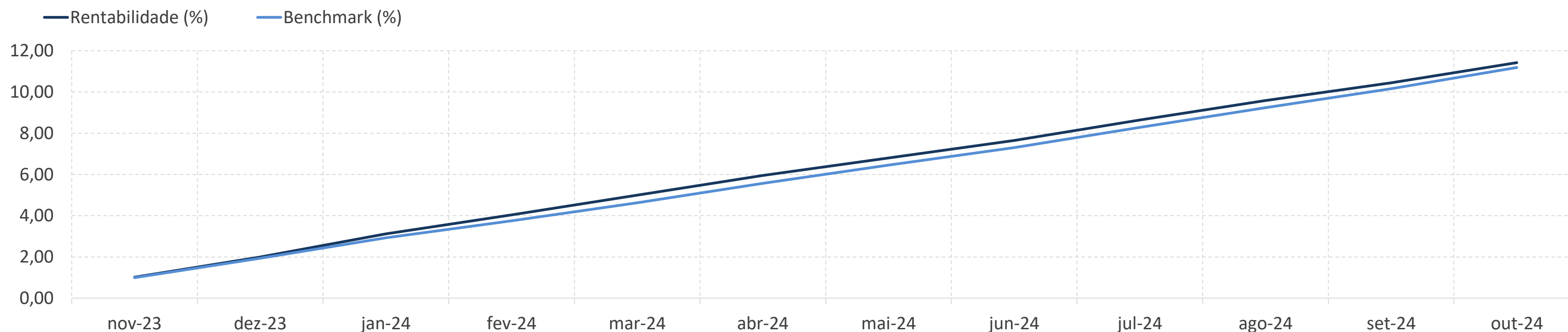


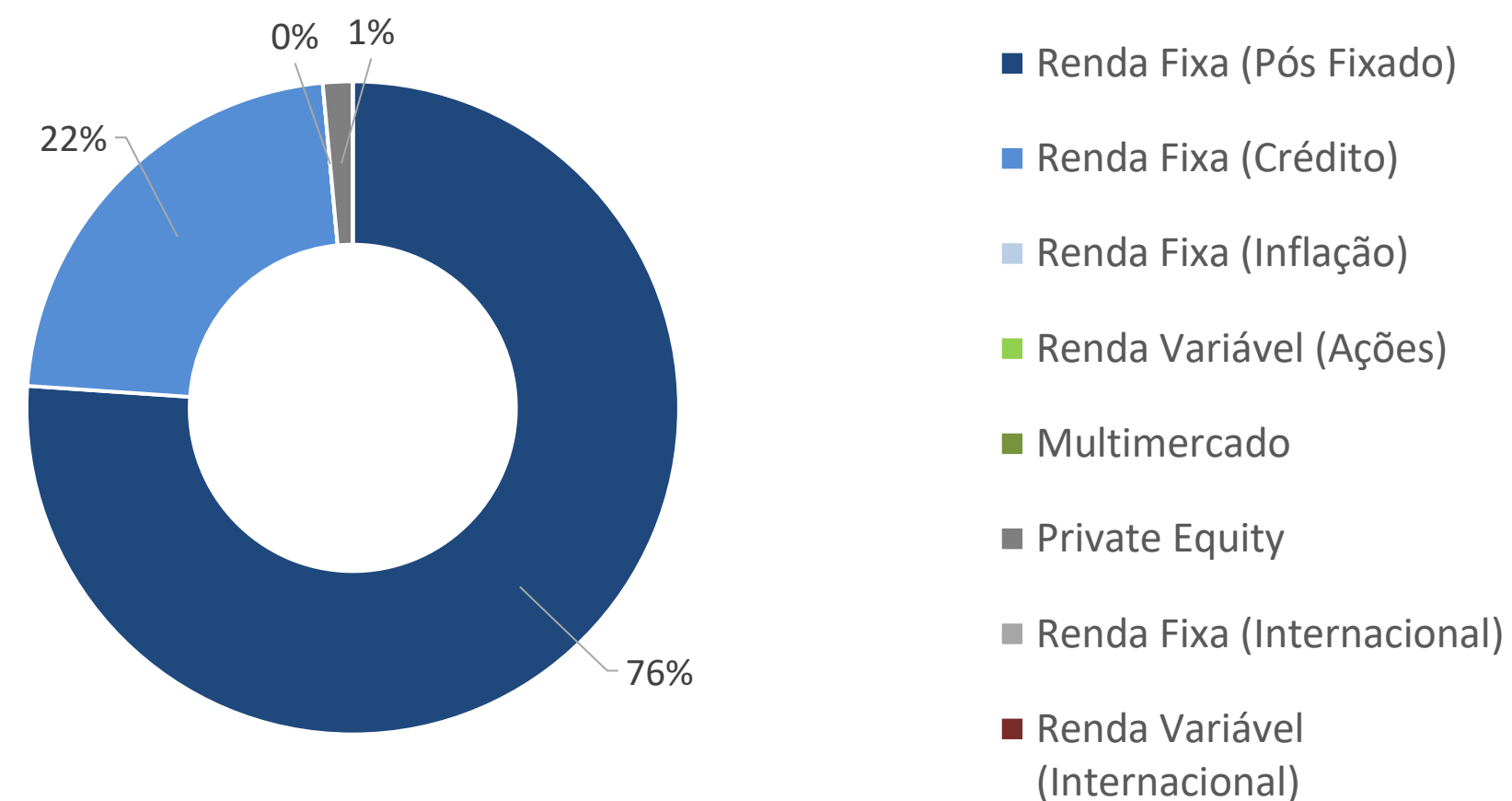
Plano CD - Super Conservador



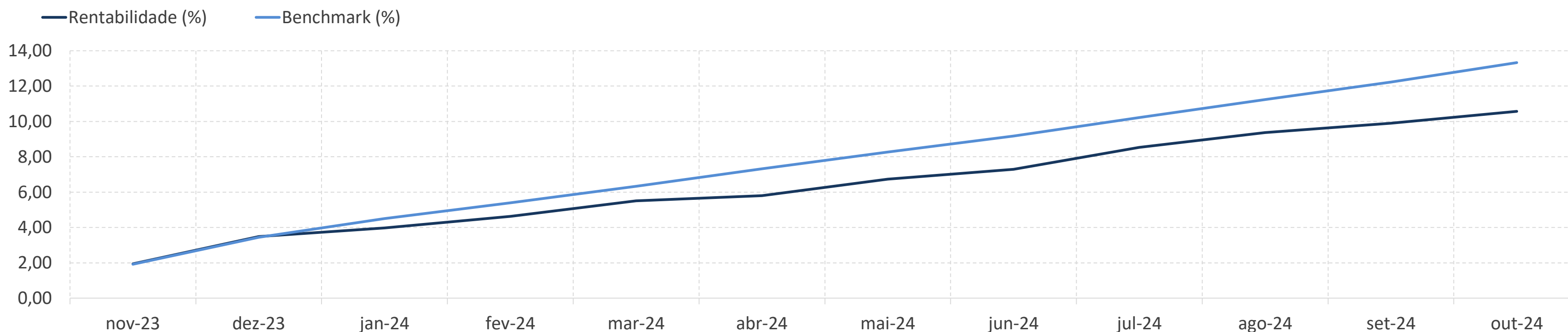
Patrimônio: R\$ 709.238.105,43

Rentabilidade (%)

	Perfil	Benchmark	CDI	IPCA	Ibovespa	Dólar
No Mês	0,89	0,94	0,93	0,56	-1,60	6,06
No Ano	9,24	9,08	7,94	3,46	1,54	16,64
12 Meses	11,42	11,19	10,97	4,77	14,64	14,25
24 Meses	25,46	25,91	25,86	9,82	11,79	9,91
36 Meses	41,75	40,80	40,35	16,93	25,33	2,39
60 Meses	51,12	50,51	49,70	34,47	20,98	44,30



Plano CD - Conservador

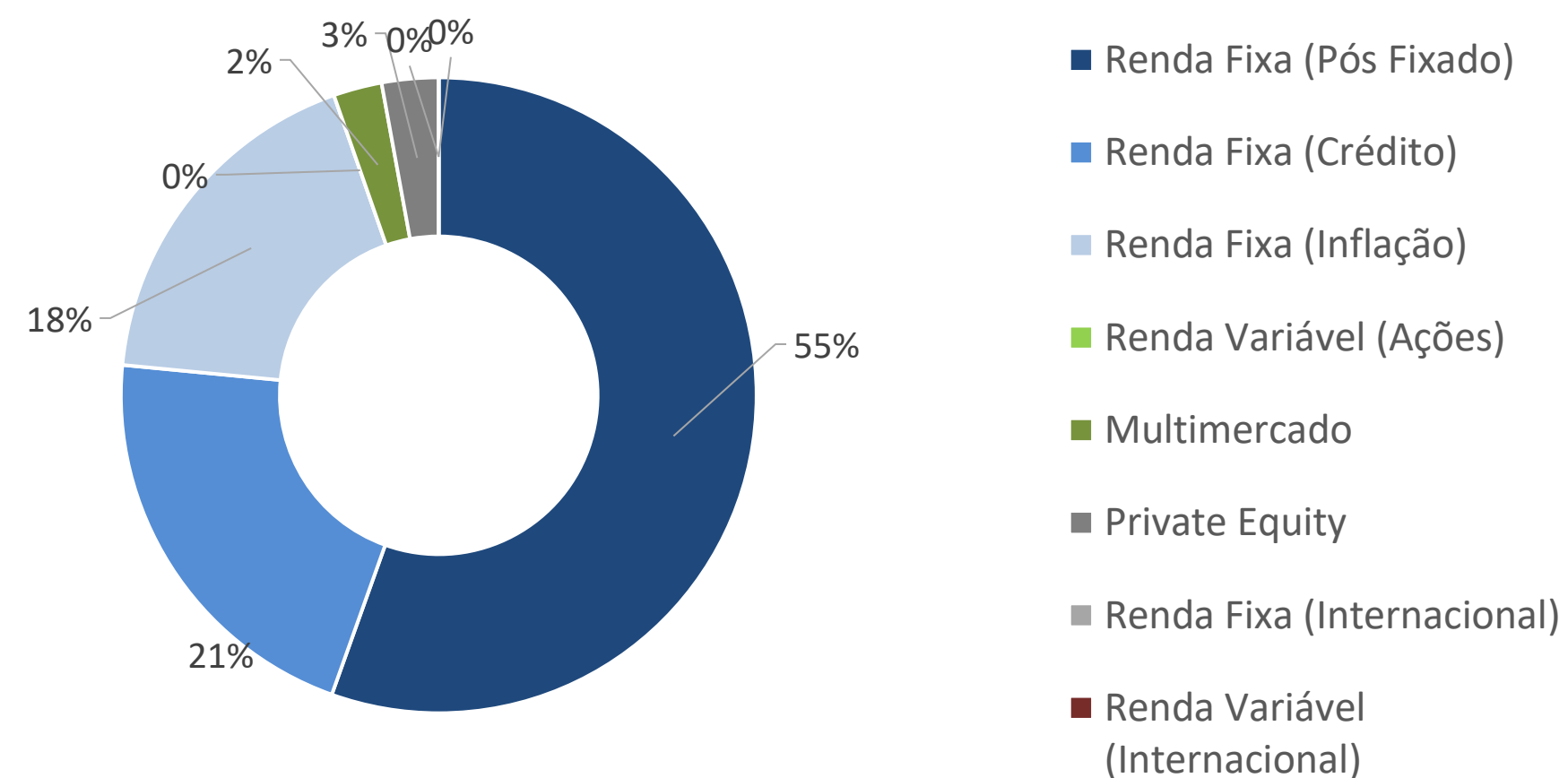


Patrimônio:

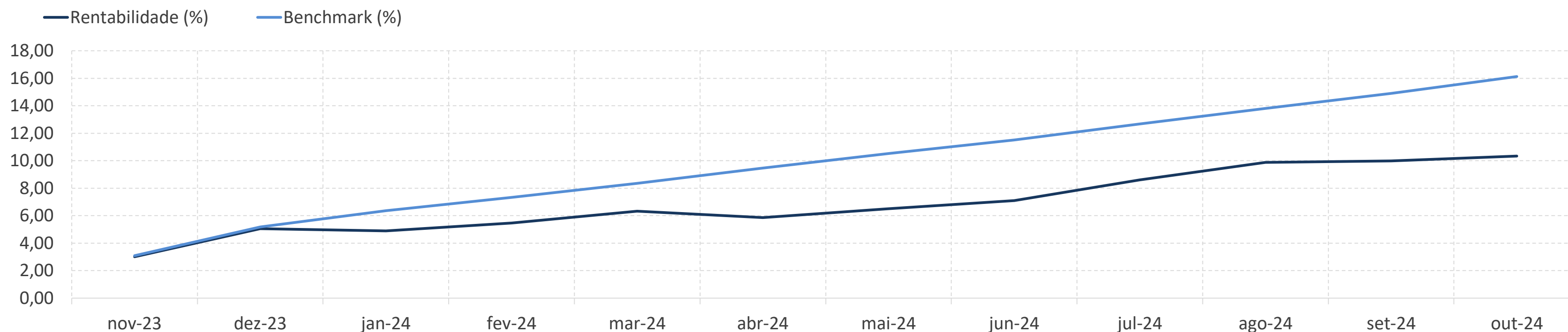
R\$ 848.561.161,86

Rentabilidade (%)

	Perfil	Benchmark	CDI	IPCA	Ibovespa	Dólar
No Mês	0,62	0,98	0,93	0,56	-1,60	6,06
No Ano	6,85	9,55	7,94	3,46	1,54	16,64
12 Meses	10,57	13,33	10,97	4,77	14,64	14,25
24 Meses	20,41	25,93	25,86	9,82	11,79	9,91
36 Meses	33,01	38,08	40,35	16,93	25,33	2,39
60 Meses	43,84	50,41	49,70	34,47	20,98	44,30



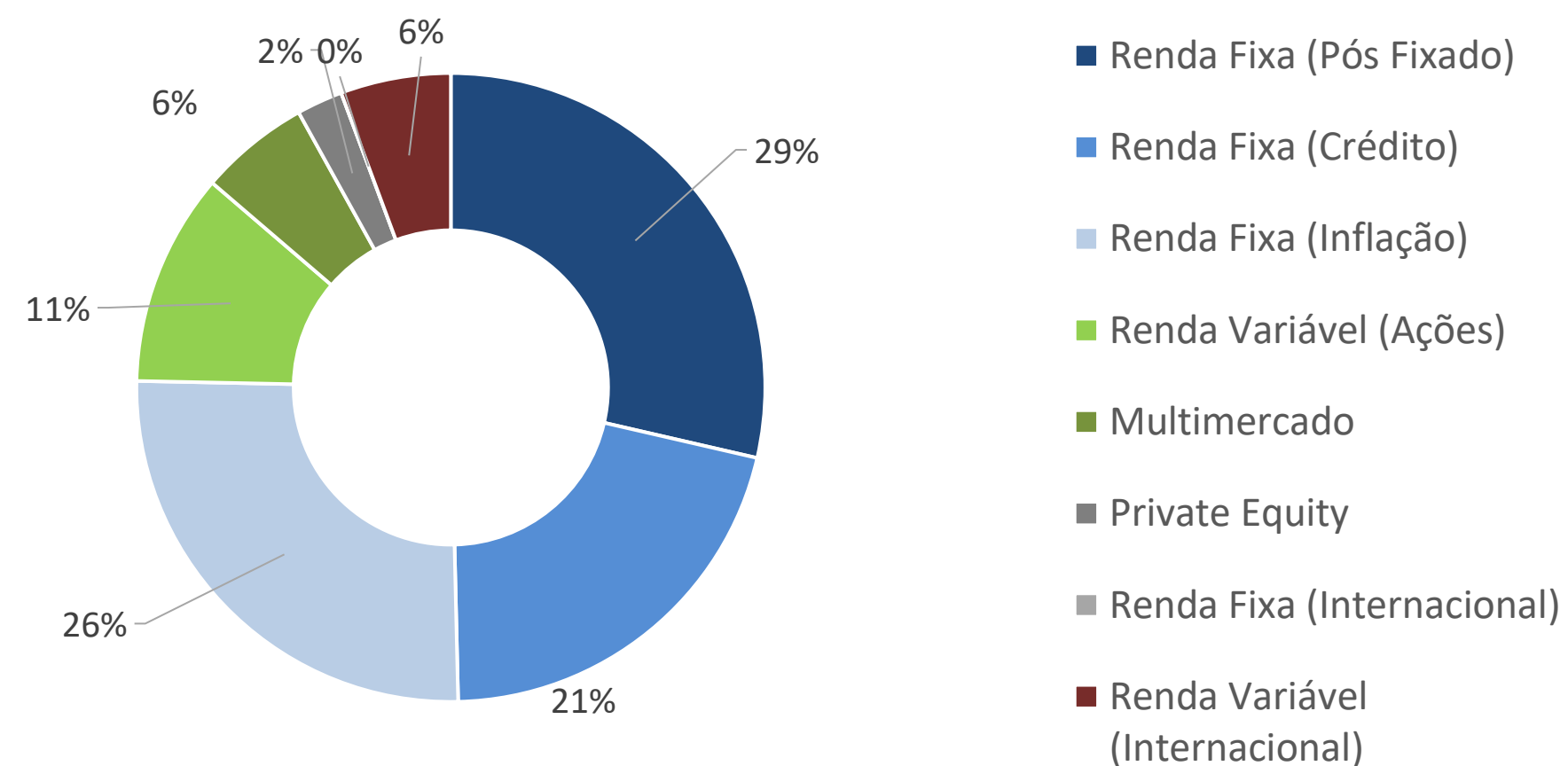
Plano CD - Moderado



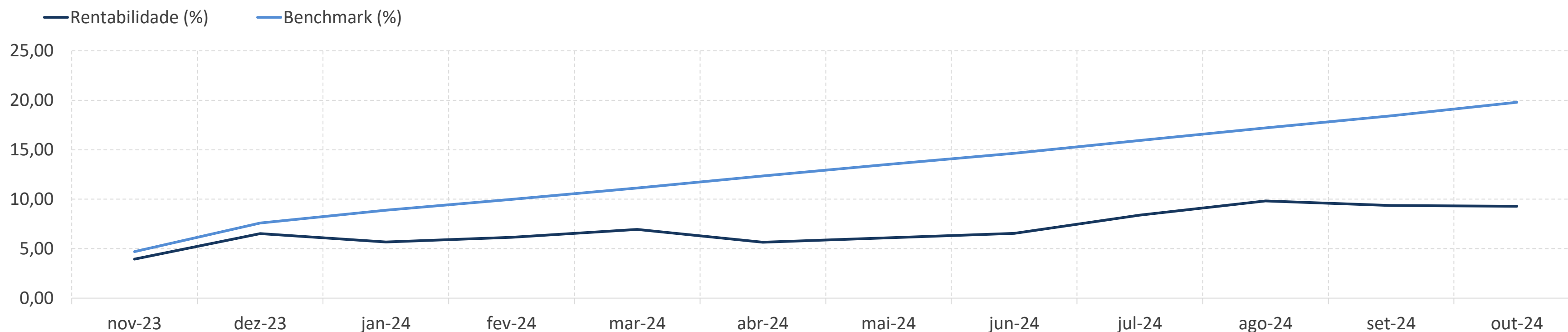
Patrimônio: R\$ 811.716.556,78

Rentabilidade (%)

	Perfil	Benchmark	CDI	IPCA	Ibovespa	Dólar
No Mês	0,32	1,07	0,93	0,56	-1,60	6,06
No Ano	5,02	10,40	7,94	3,46	1,54	16,64
12 Meses	10,34	16,12	10,97	4,77	14,64	14,25
24 Meses	17,16	27,07	25,86	9,82	11,79	9,91
36 Meses	29,25	37,39	40,35	16,93	25,33	2,39
60 Meses	41,52	53,13	49,70	34,47	20,98	44,30



Plano CD - Agressivo



Patrimônio: R\$ 354.626.456,03

Rentabilidade (%)

	Perfil	Benchmark	CDI	IPCA	Ibovespa	Dólar
No Mês	-0,06	1,16	0,93	0,56	-1,60	6,06
No Ano	2,59	11,35	7,94	3,46	1,54	16,64
12 Meses	9,30	19,79	10,97	4,77	14,64	14,25
24 Meses	12,98	28,32	25,86	9,82	11,79	9,91
36 Meses	24,19	38,76	40,35	16,93	25,33	2,39
60 Meses	37,09	57,09	49,70	34,47	20,98	44,30

