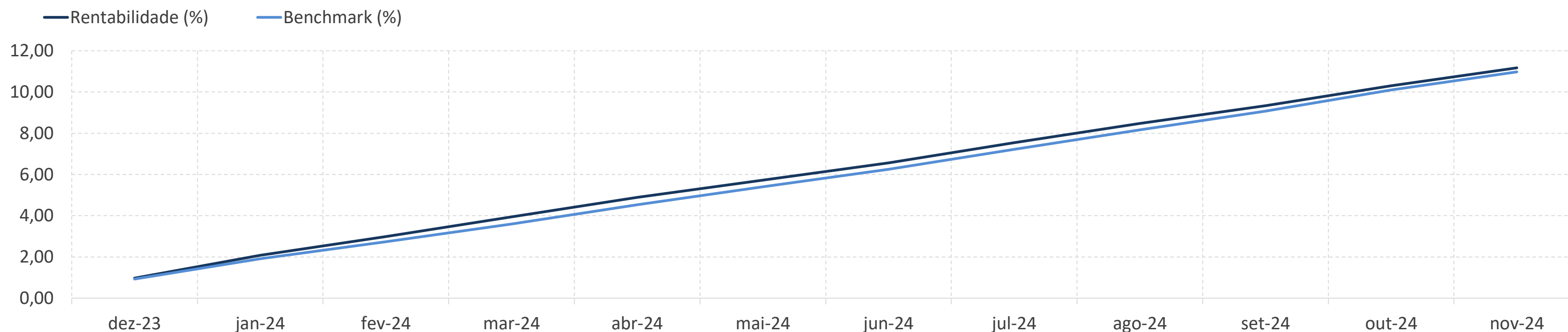


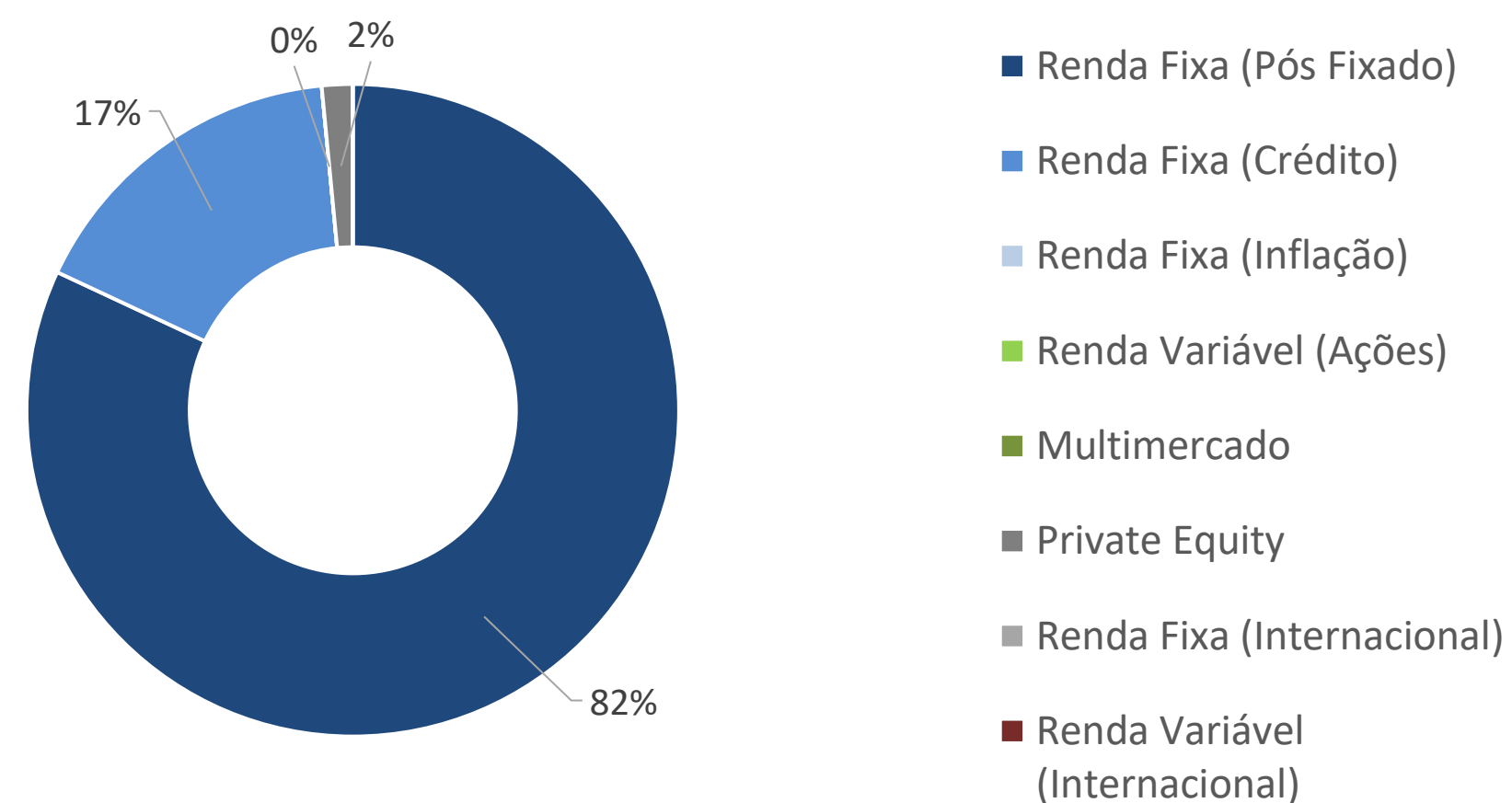
Plano CD - Super Conservador



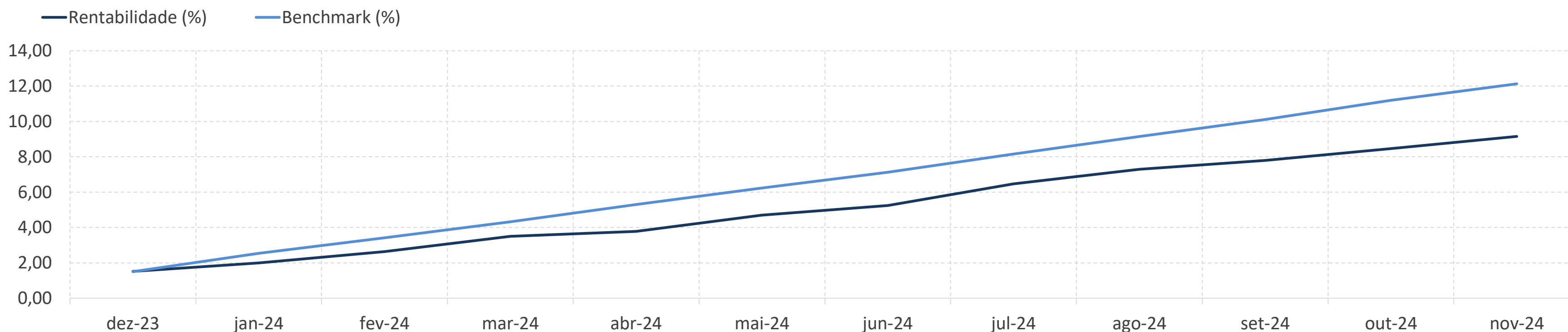
Patrimônio: R\$ 720.701.940,24

Rentabilidade (%)

	Perfil	Benchmark	CDI	IPCA	Ibovespa	Dólar
No Mês	0,79	0,80	0,79	0,39	-3,12	4,76
No Ano	10,10	9,96	9,85	4,30	-6,35	25,03
12 Meses	11,17	10,98	10,84	4,88	-1,31	22,64
24 Meses	25,18	25,61	25,57	9,80	11,72	14,33
36 Meses	42,09	41,10	40,64	16,28	23,31	7,71
60 Meses	52,54	51,12	50,32	34,31	16,11	43,30



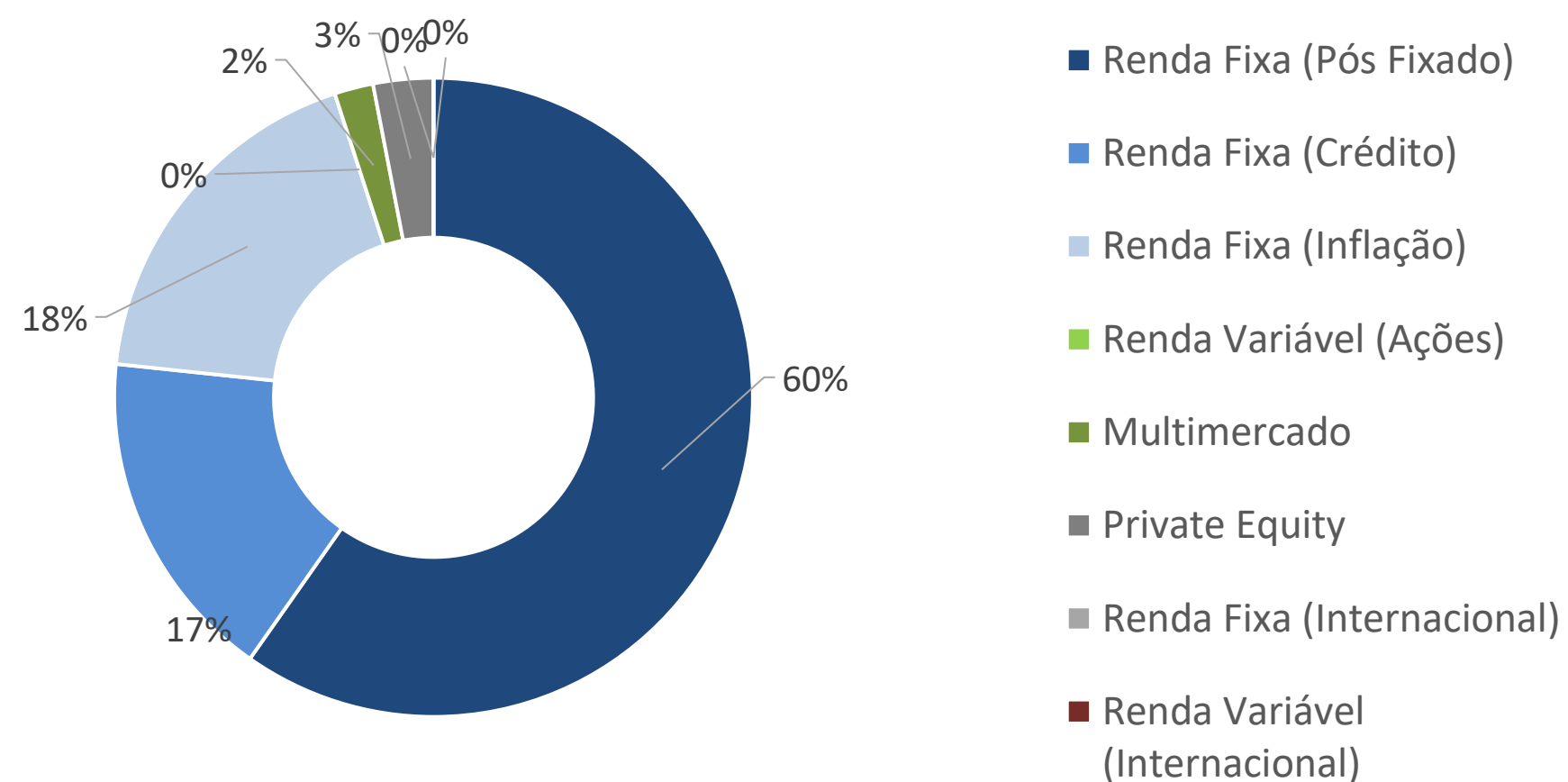
Plano CD - Conservador



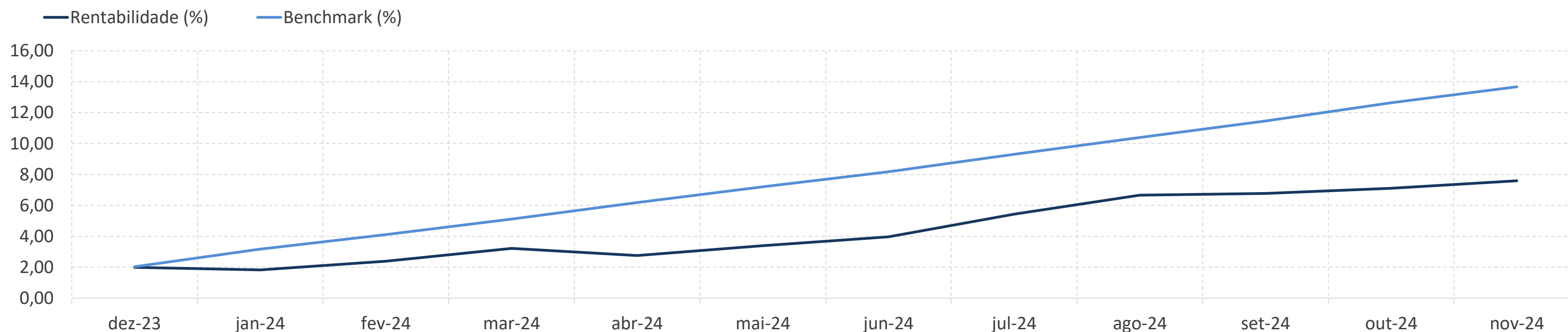
Patrimônio: R\$ 846.381.074,58

Rentabilidade (%)

	Perfil	Benchmark	CDI	IPCA	Ibovespa	Dólar
No Mês	0,64	0,84	0,79	0,39	-3,12	4,76
No Ano	7,52	10,47	9,85	4,30	-6,35	25,03
12 Meses	9,15	12,13	10,84	4,88	-1,31	22,64
24 Meses	21,25	25,98	25,57	9,80	11,72	14,33
36 Meses	33,85	38,76	40,64	16,28	23,31	7,71
60 Meses	44,67	51,04	50,32	34,31	16,11	43,30



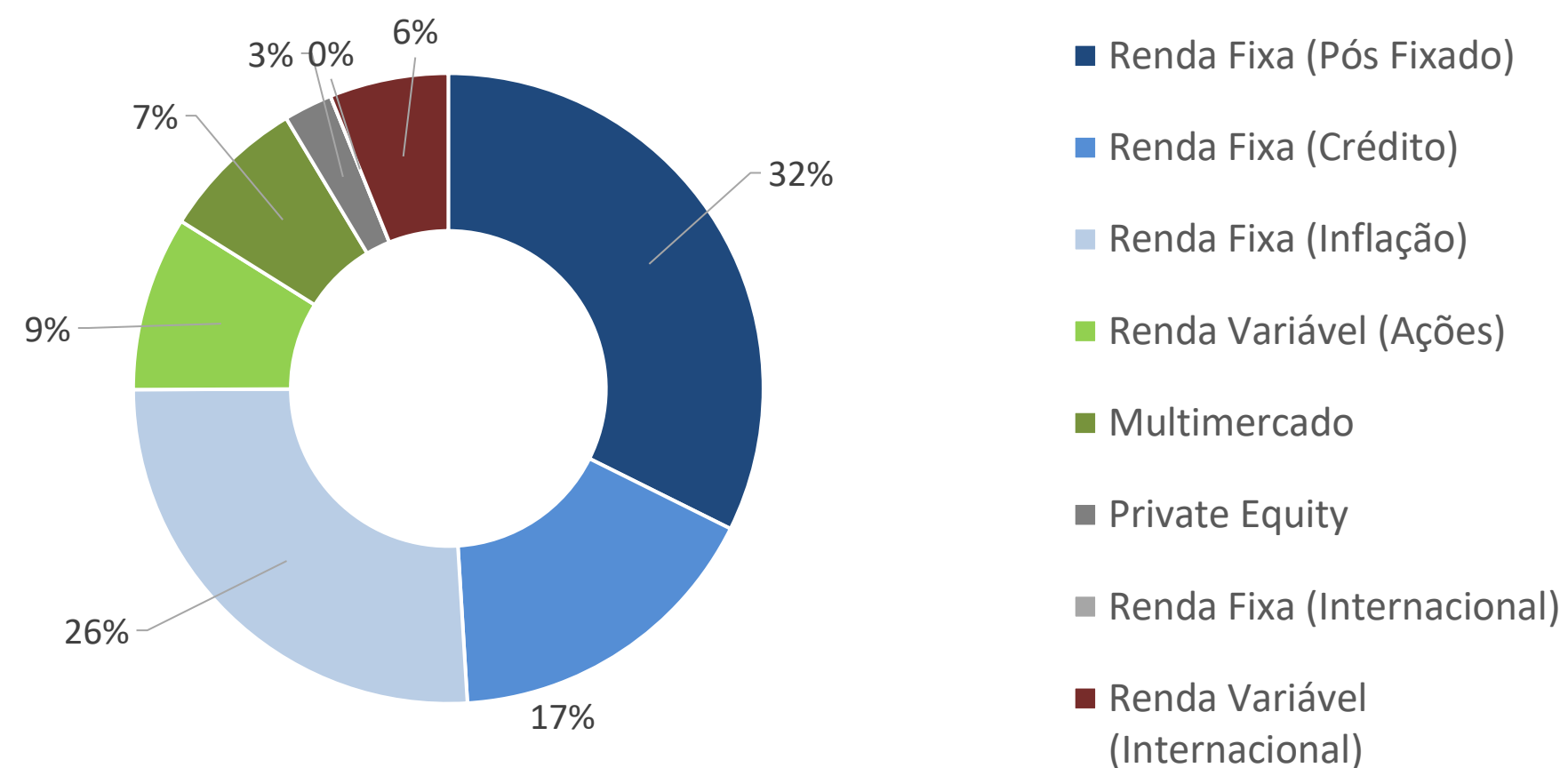
Plano CD - Moderado



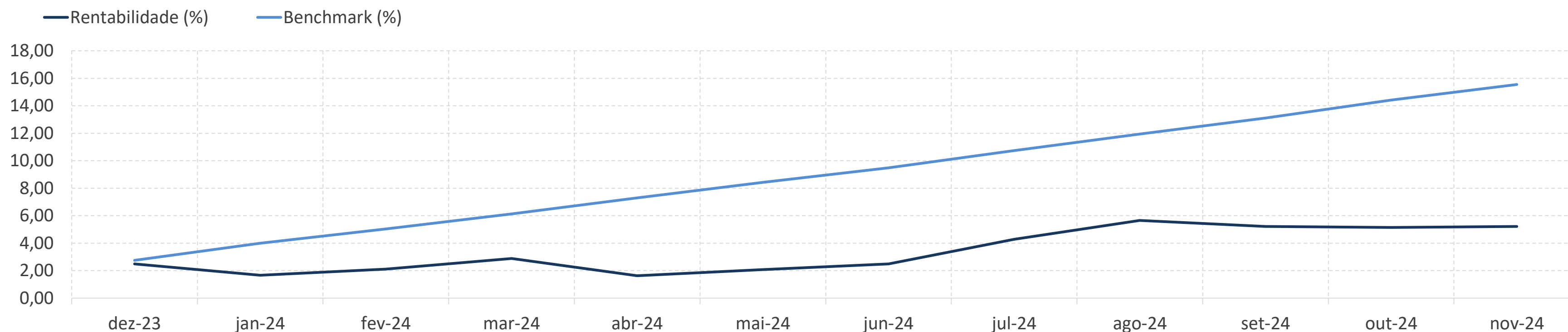
Patrimônio: R\$ 813.710.427,12

Rentabilidade (%)

	Perfil	Benchmark	CDI	IPCA	Ibovespa	Dólar
No Mês	0,45	0,91	0,79	0,39	-3,12	4,76
No Ano	5,49	11,40	9,85	4,30	-6,35	25,03
12 Meses	7,59	13,67	10,84	4,88	-1,31	22,64
24 Meses	18,95	27,40	25,57	9,80	11,72	14,33
36 Meses	30,23	38,35	40,64	16,28	23,31	7,71
60 Meses	42,04	53,85	50,32	34,31	16,11	43,30



Plano CD - Agressivo



Patrimônio: R\$ 350.232.314,09

Rentabilidade (%)

	Perfil	Benchmark	CDI	IPCA	Ibovespa	Dólar
No Mês	0,07	0,99	0,79	0,39	-3,12	4,76
No Ano	2,67	12,45	9,85	4,30	-6,35	25,03
12 Meses	5,22	15,55	10,84	4,88	-1,31	22,64
24 Meses	15,33	29,18	25,57	9,80	11,72	14,33
36 Meses	25,36	40,16	40,64	16,28	23,31	7,71
60 Meses	37,09	57,92	50,32	34,31	16,11	43,30

