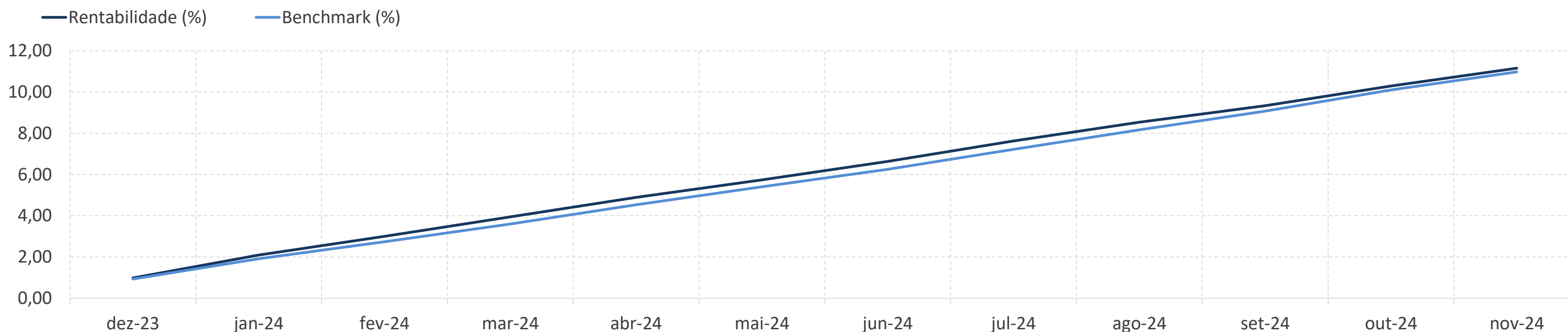


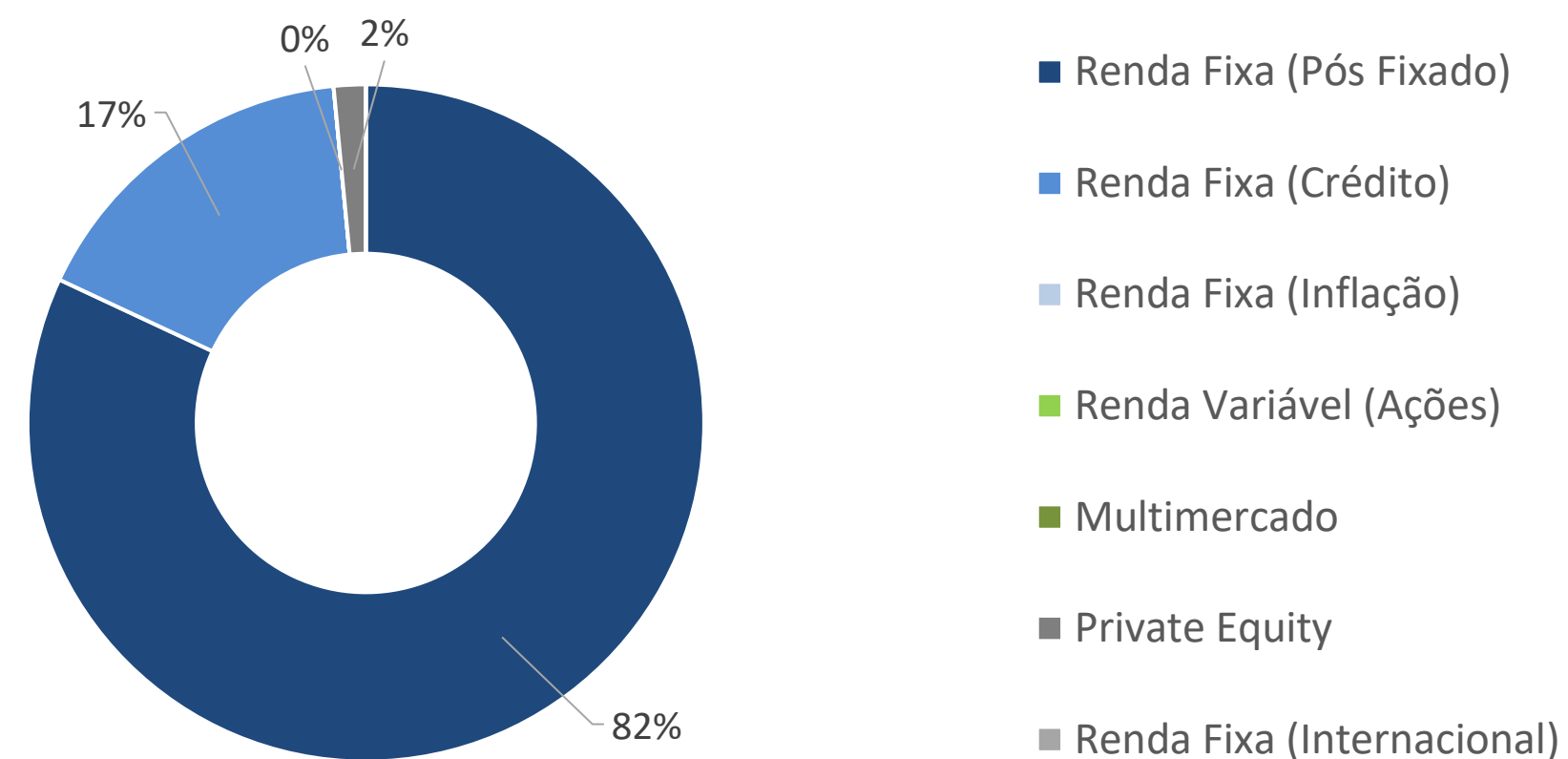
Previleve - Super Conservador



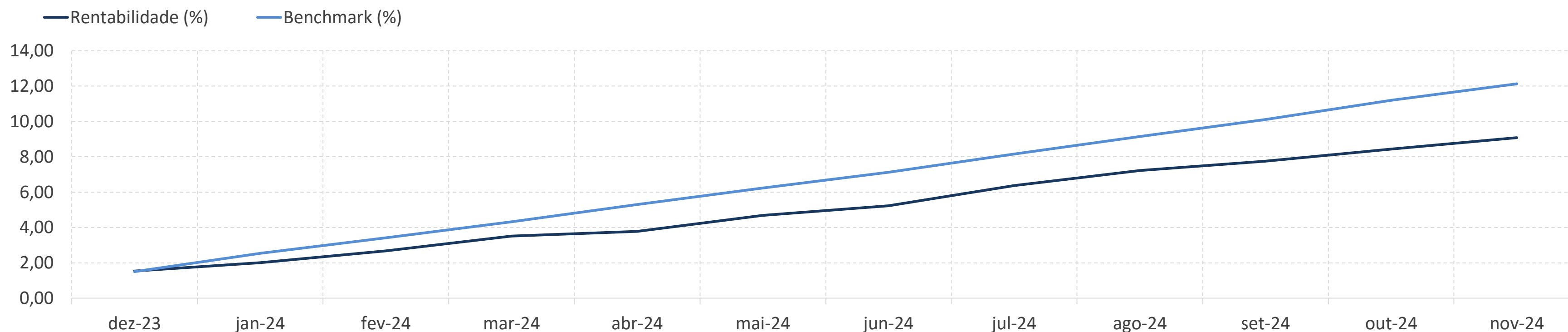
Patrimônio: R\$ 10.774.474,00

Rentabilidade (%)

	Perfil	Benchmark	CDI	IPCA	Ibovespa	Dólar
No Mês	0,78	0,80	0,79	0,39	-3,12	4,76
No Ano	10,08	9,96	9,85	4,30	-6,35	25,03
12 Meses	11,15	10,98	10,84	4,88	-1,31	22,64
24 Meses	24,75	25,61	25,57	9,80	11,72	14,33
36 Meses	40,74	41,10	40,64	16,28	23,31	7,71
60 Meses	51,93	51,12	50,32	34,31	16,11	43,30



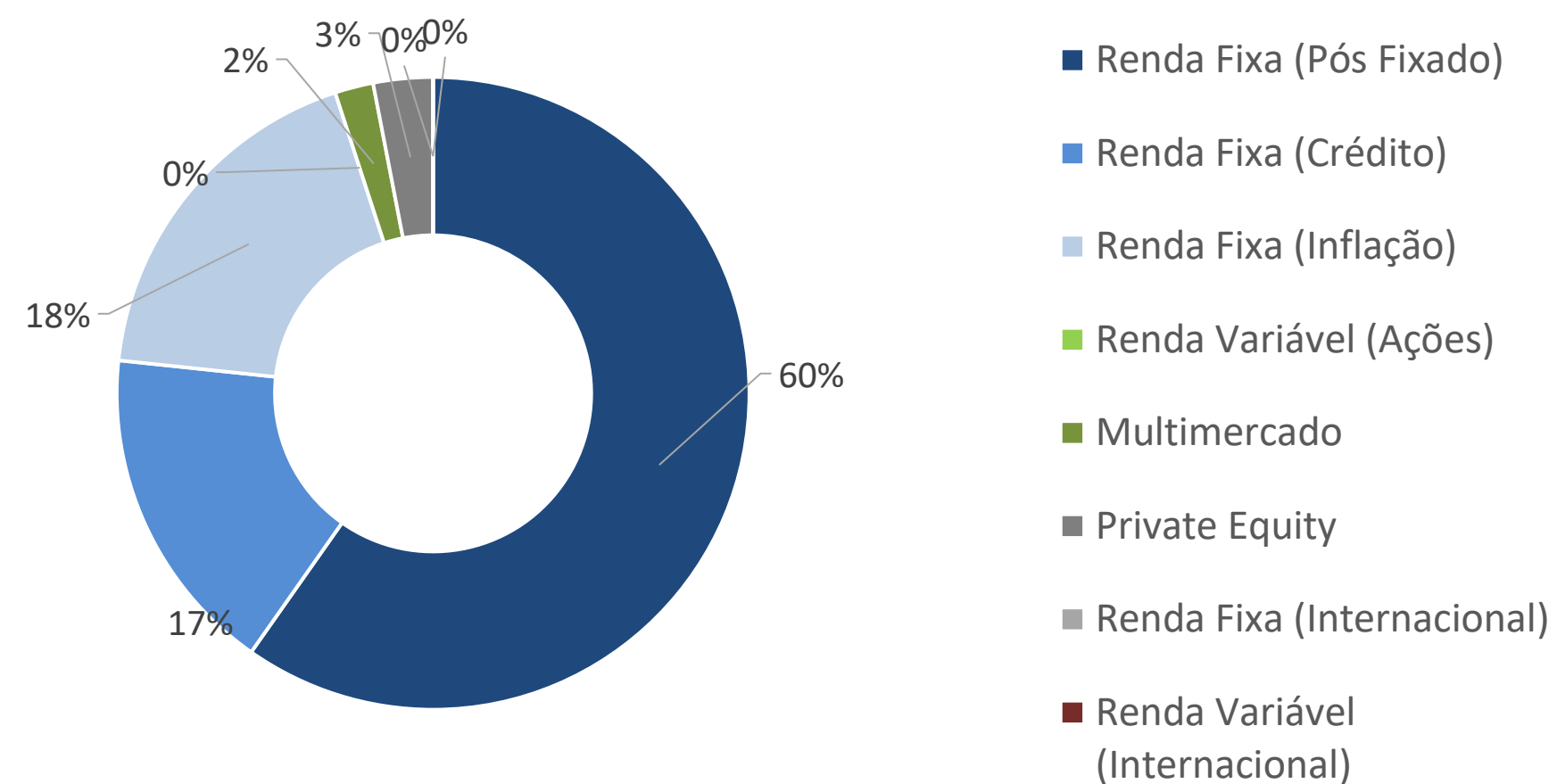
Previleve - Conservador



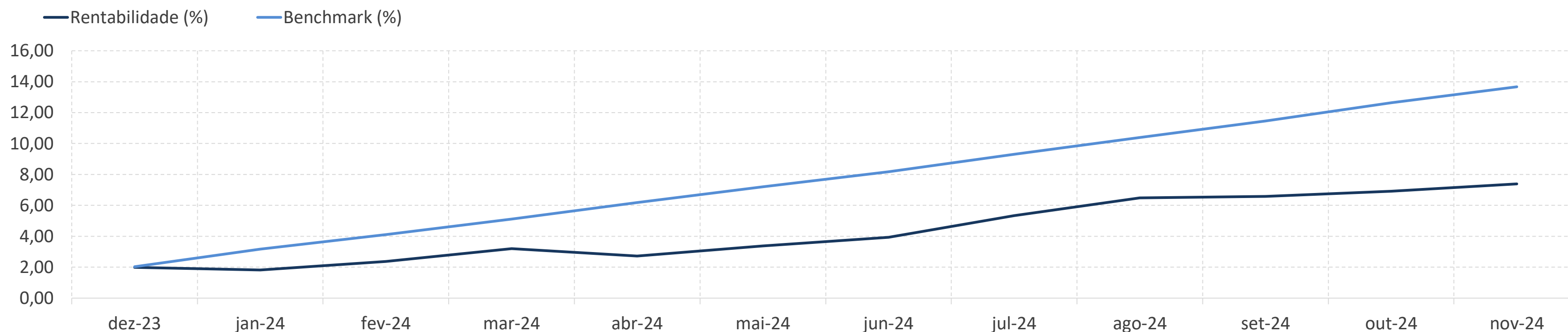
Patrimônio: R\$ 11.883.195,92

Rentabilidade (%)

	Perfil	Benchmark	CDI	IPCA	Ibovespa	Dólar
No Mês	0,59	0,84	0,79	0,39	-3,12	4,76
No Ano	7,43	10,47	9,85	4,30	-6,35	25,03
12 Meses	9,08	12,13	10,84	4,88	-1,31	22,64
24 Meses	22,13	25,98	25,57	9,80	11,72	14,33
36 Meses	33,81	38,76	40,64	16,28	23,31	7,71
60 Meses	44,39	51,04	50,32	34,31	16,11	43,30



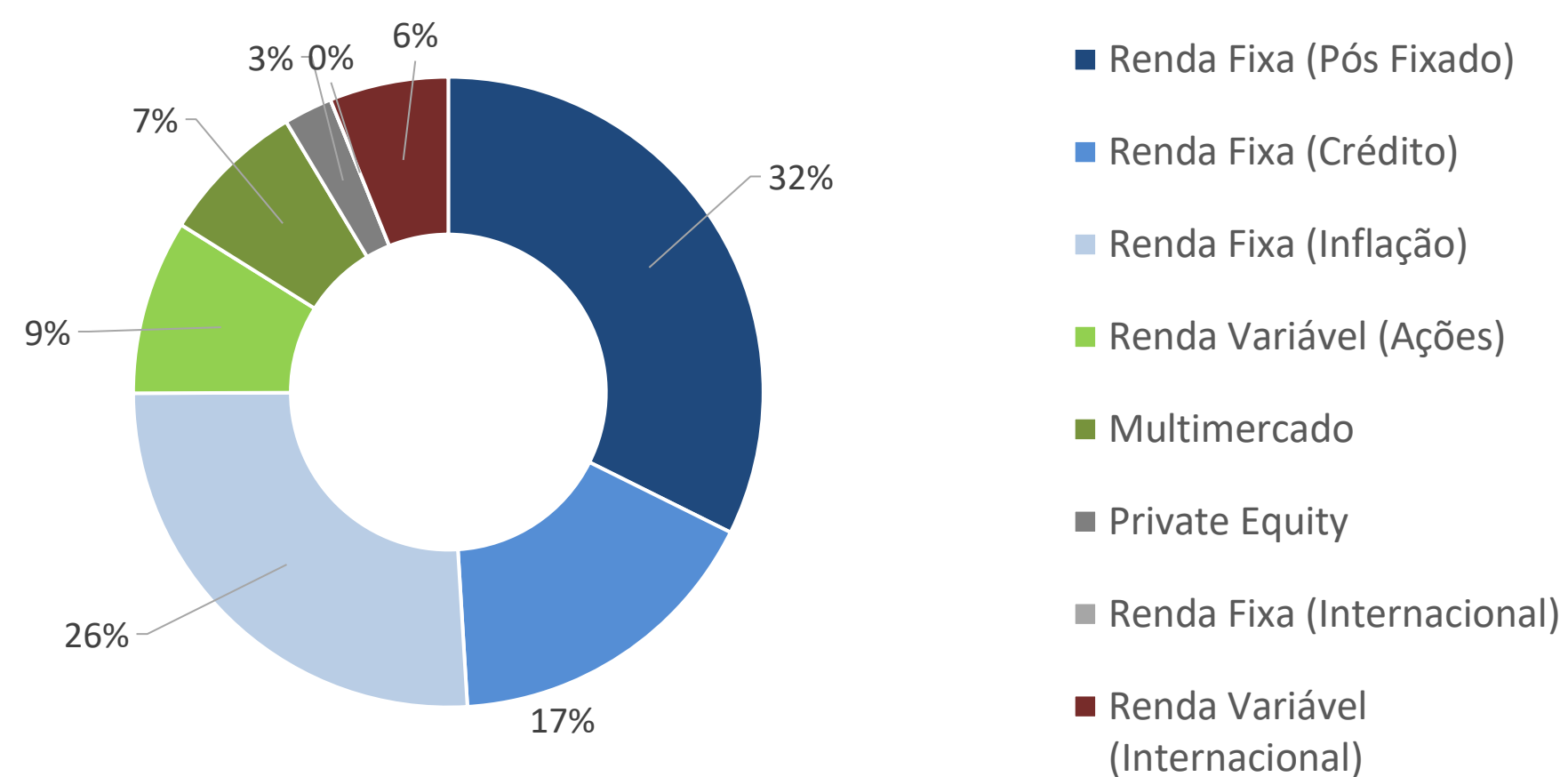
Previleve - Moderado



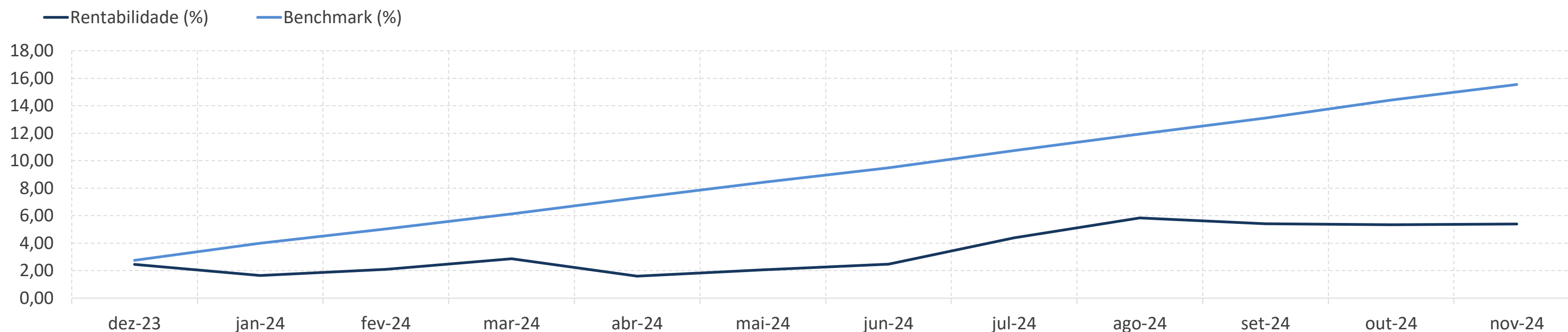
Patrimônio: R\$ 18.437.820,57

Rentabilidade (%)

	Perfil	Benchmark	CDI	IPCA	Ibovespa	Dólar
No Mês	0,45	0,91	0,79	0,39	-3,12	4,76
No Ano	5,29	11,40	9,85	4,30	-6,35	25,03
12 Meses	7,39	13,67	10,84	4,88	-1,31	22,64
24 Meses	18,00	27,40	25,57	9,80	11,72	14,33
36 Meses	29,83	38,35	40,64	16,28	23,31	7,71
60 Meses	43,00	53,85	50,32	34,31	16,11	43,30



Previleve - Agressivo



Patrimônio: R\$ 13.711.222,59

Rentabilidade (%)

	Perfil	Benchmark	CDI	IPCA	Ibovespa	Dólar
No Mês	0,06	0,99	0,79	0,39	-3,12	4,76
No Ano	2,87	12,45	9,85	4,30	-6,35	25,03
12 Meses	5,40	15,55	10,84	4,88	-1,31	22,64
24 Meses	15,65	29,18	25,57	9,80	11,72	14,33
36 Meses	26,22	40,16	40,64	16,28	23,31	7,71
60 Meses	37,32	57,92	50,32	34,31	16,11	43,30

