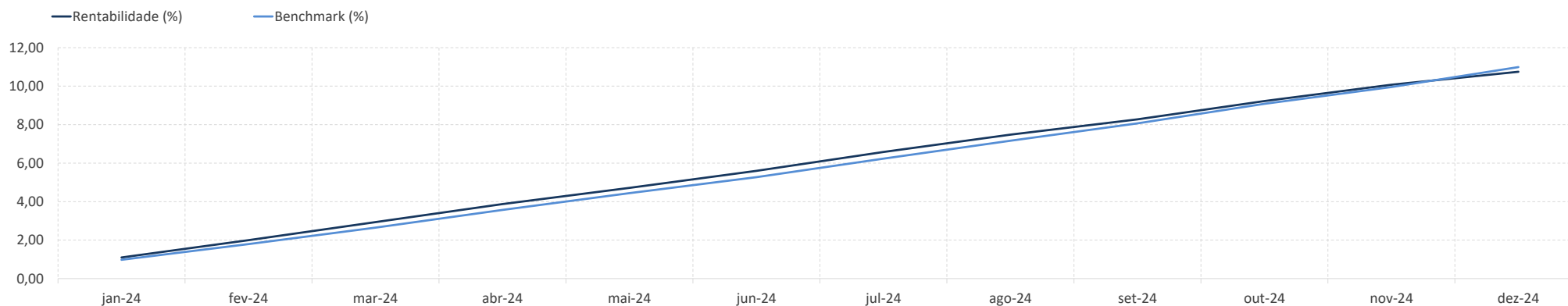
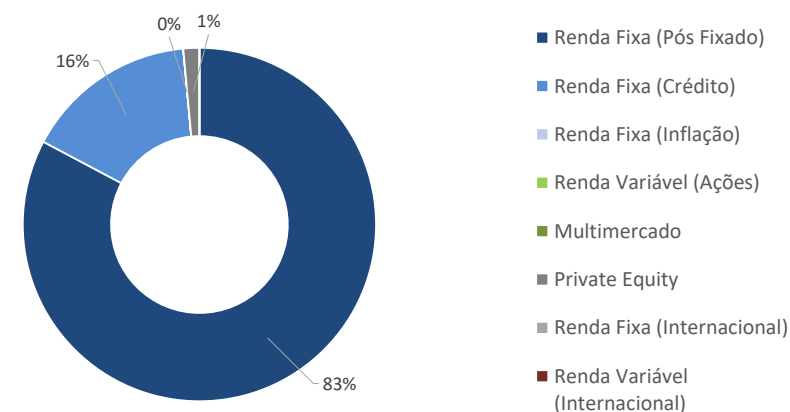


## Previleve - Super Conservador (prévia)

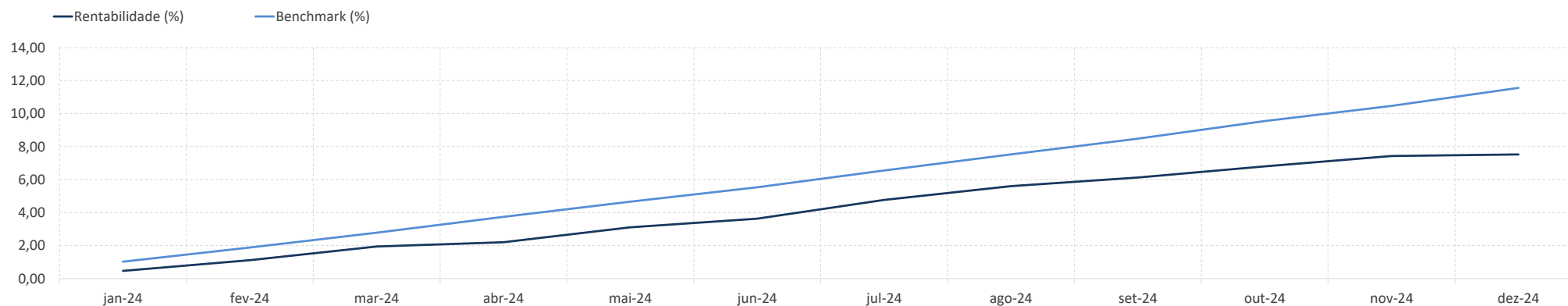


Rentabilidade (%)

	Perfil	Benchmark	Meta (IPCA + 5,25% a.a.)	CDI	IPCA	Ibovespa	Dólar
No Mês	0,61	0,94	0,95	0,93	0,52	-4,28	2,30
No Ano	10,75	10,99	10,34	10,88	4,84	-10,36	27,90
12 Meses	10,75	10,99	10,34	10,88	4,84	-10,36	27,90
24 Meses	24,05	25,34	21,51	25,33	9,69	9,61	18,67
36 Meses	39,42	41,35	35,29	40,86	16,03	14,75	10,96
60 Meses	52,04	51,94	72,39	51,18	33,48	4,01	53,62

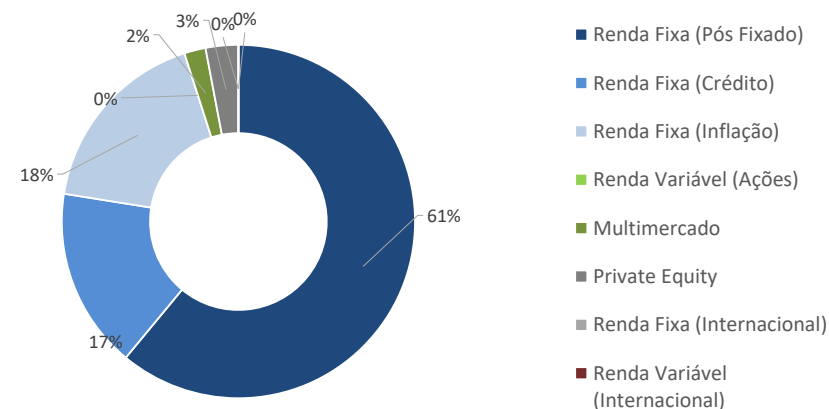


## Previleve - Conservador (prévia)

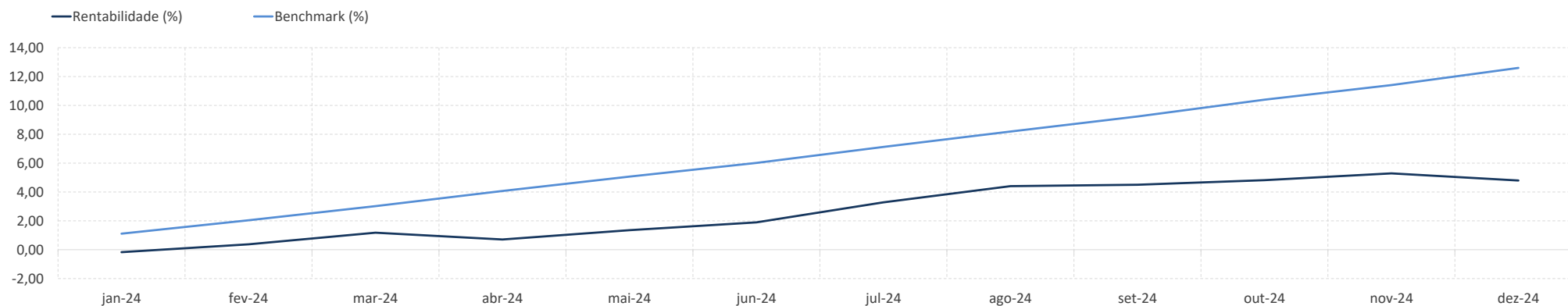


Rentabilidade (%)

	Perfil	Benchmark	Meta (IPCA + 5,68% a.a.)	CDI	IPCA	Ibovespa	Dólar
No Mês	0,09	0,99	0,98	0,93	0,52	-4,28	2,30
No Ano	7,53	11,56	10,79	10,88	4,84	-10,36	27,90
12 Meses	7,53	11,56	10,79	10,88	4,84	-10,36	27,90
24 Meses	21,43	26,63	22,50	25,33	9,69	9,61	18,67
36 Meses	31,12	38,68	36,95	40,86	16,03	14,75	10,96
60 Meses	42,52	51,90	75,94	51,18	33,48	4,01	53,62

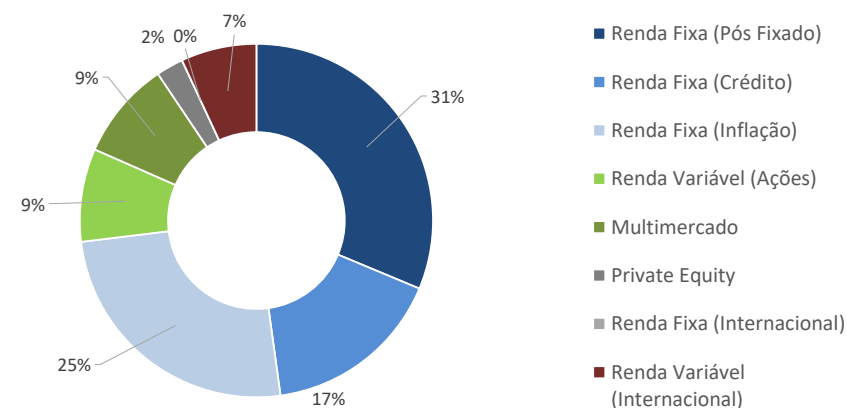


## Previleve - Moderado (prévia)

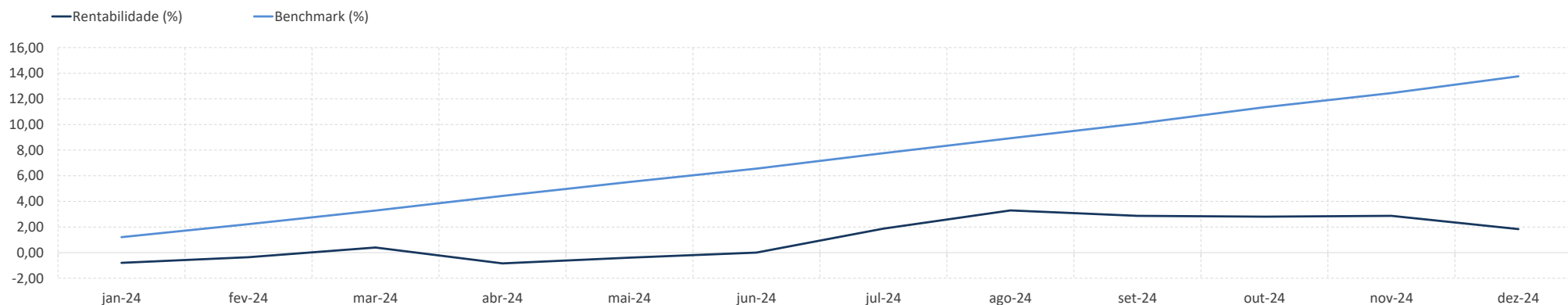


Rentabilidade (%)

	Perfil	Benchmark	Meta (IPCA + 6,46% a.a.)	CDI	IPCA	Ibovespa	Dólar
No Mês	-0,47	1,07	1,05	0,93	0,52	-4,28	2,30
No Ano	4,80	12,60	11,61	10,88	4,84	-10,36	27,90
12 Meses	4,80	12,60	11,61	10,88	4,84	-10,36	27,90
24 Meses	17,26	28,87	24,32	25,33	9,69	9,61	18,67
36 Meses	26,38	38,10	40,01	40,86	16,03	14,75	10,96
60 Meses	38,28	54,83	82,53	51,18	33,48	4,01	53,62



## Previleve - Agressivo (prévia)



Rentabilidade (%)

	Perfil	Benchmark	Meta (IPCA + 7,32% a.a.)	CDI	IPCA	Ibovespa	Dólar
No Mês	-1,01	1,16	1,11	0,93	0,52	-4,28	2,30
No Ano	1,84	13,76	12,51	10,88	4,84	-10,36	27,90
12 Meses	1,84	13,76	12,51	10,88	4,84	-10,36	27,90
24 Meses	14,65	31,33	26,33	25,33	9,69	9,61	18,67
36 Meses	21,71	39,65	43,43	40,86	16,03	14,75	10,96
60 Meses	32,14	59,04	90,03	51,18	33,48	4,01	53,62

