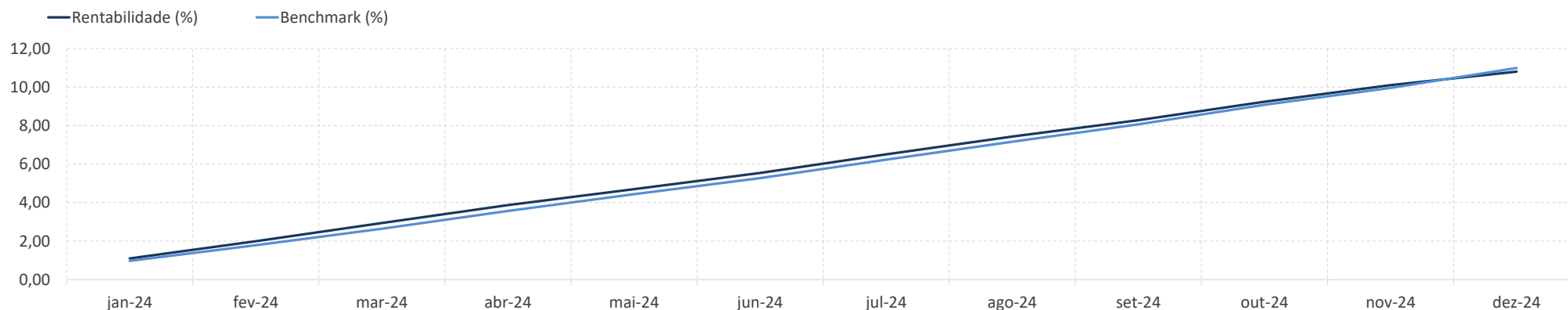


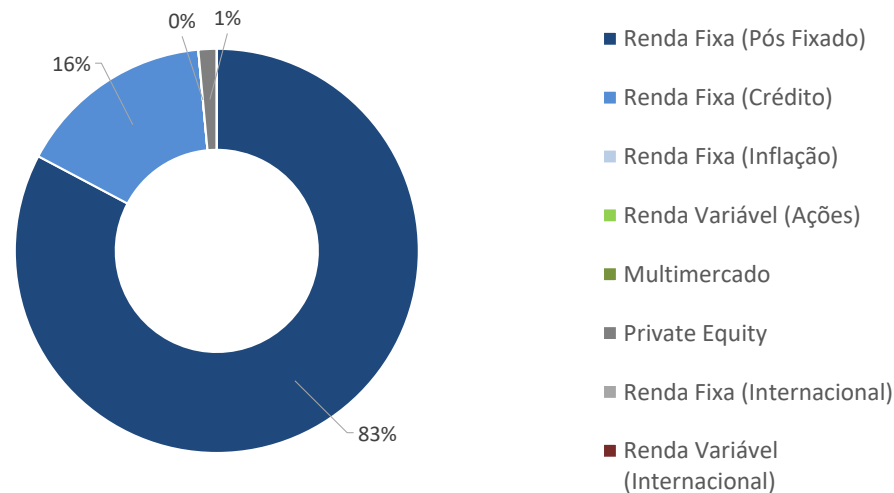
Plano CD - Super Conservador



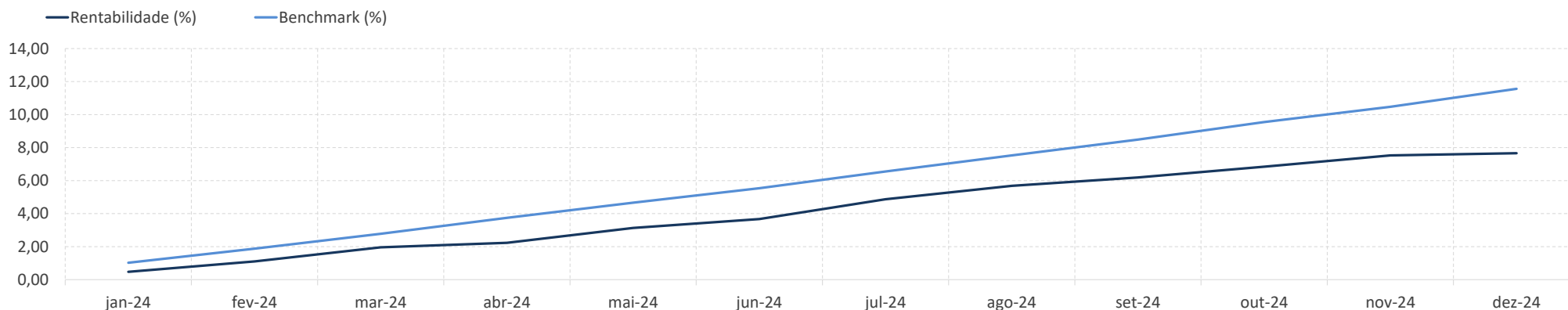
Patrimônio: R\$ 729.393.835,29

Rentabilidade (%)

	Perfil	Benchmark	Meta (IPCA + 5,25% a.a.)	CDI	IPCA	Ibovespa	Dólar
No Mês	0,64	0,94	0,95	0,93	0,52	-4,28	2,30
No Ano	10,80	10,99	10,34	10,88	4,84	-10,36	27,90
12 Meses	10,80	10,99	10,34	10,88	4,84	-10,36	27,90
24 Meses	24,45	25,34	21,51	25,33	9,69	9,61	18,67
36 Meses	40,73	41,35	35,29	40,86	16,03	14,75	10,96
60 Meses	52,73	51,94	72,39	51,18	33,48	4,01	53,62



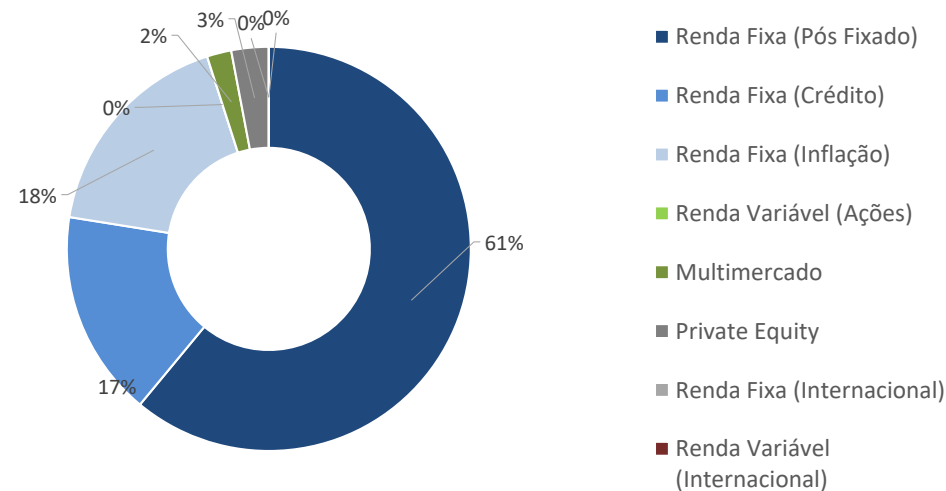
Plano CD - Conservador



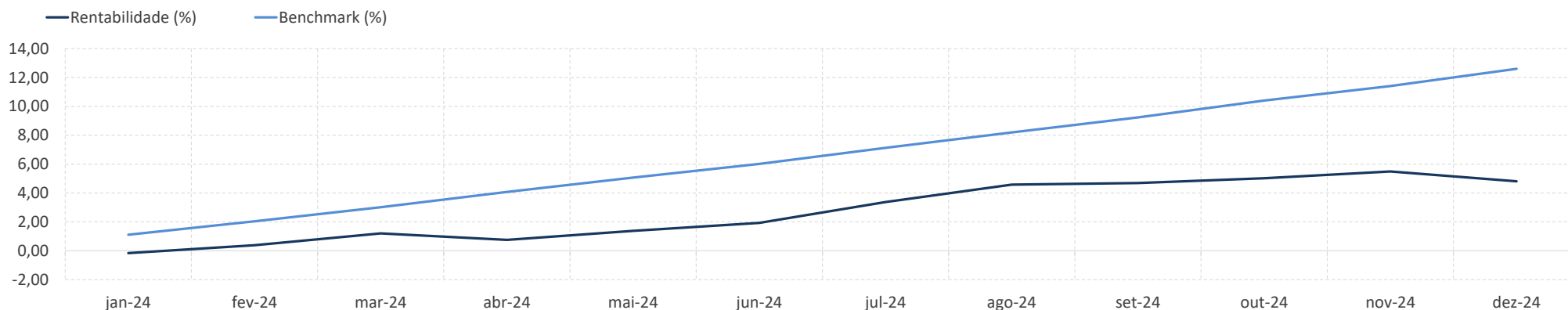
Patrimônio: R\$ 851.001.534,14

Rentabilidade (%)

	Perfil	Benchmark	Meta (IPCA + 5,68% a.a.)	CDI	IPCA	Ibovespa	Dólar
No Mês	0,13	0,99	0,98	0,93	0,52	-4,28	2,30
No Ano	7,66	11,56	10,79	10,88	4,84	-10,36	27,90
12 Meses	7,66	11,56	10,79	10,88	4,84	-10,36	27,90
24 Meses	20,53	26,63	22,50	25,33	9,69	9,61	18,67
36 Meses	31,19	38,68	36,95	40,86	16,03	14,75	10,96
60 Meses	41,72	51,90	75,94	51,18	33,48	4,01	53,62



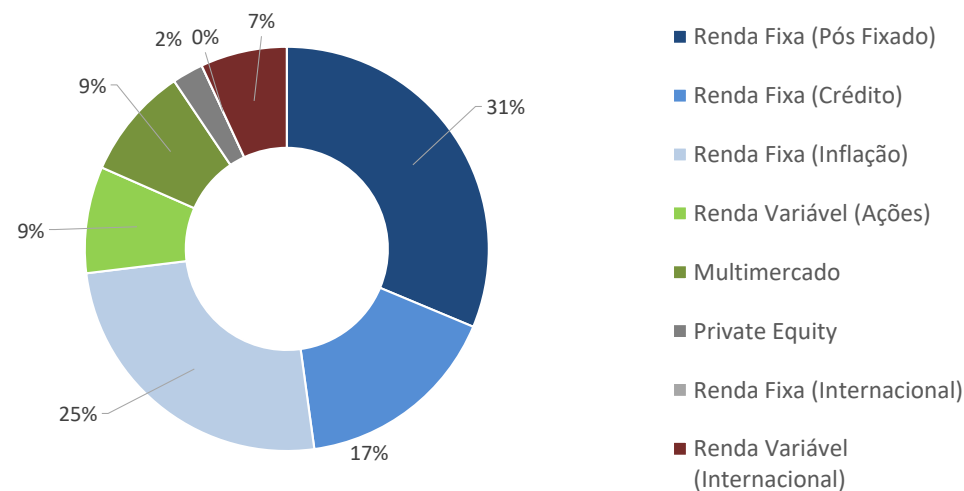
Plano CD - Moderado



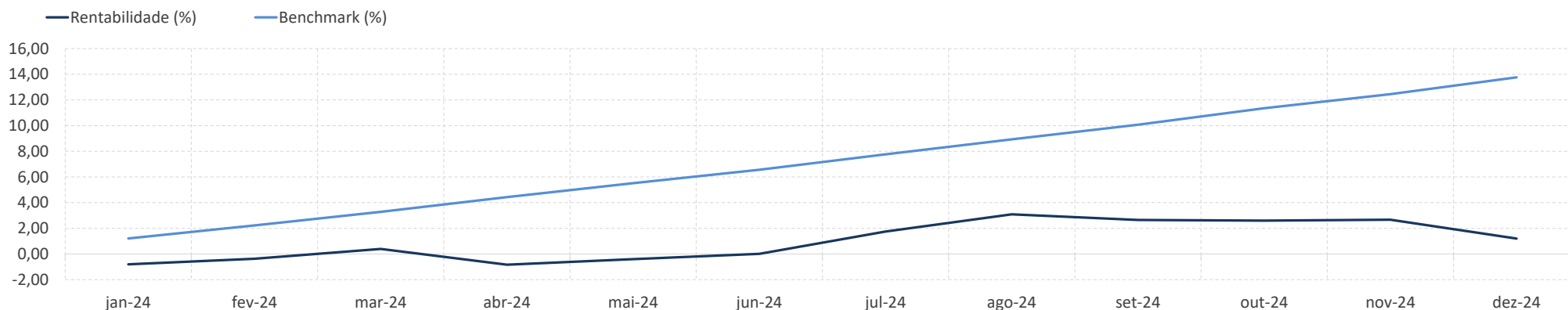
Patrimônio: R\$ 812.406.701,33

Rentabilidade (%)

	Perfil	Benchmark	Meta (IPCA + 6,46% a.a.)	CDI	IPCA	Ibovespa	Dólar
No Mês	-0,65	1,07	1,05	0,93	0,52	-4,28	2,30
No Ano	4,81	12,60	11,61	10,88	4,84	-10,36	27,90
12 Meses	4,81	12,60	11,61	10,88	4,84	-10,36	27,90
24 Meses	17,91	28,87	24,32	25,33	9,69	9,61	18,67
36 Meses	26,65	38,10	40,01	40,86	16,03	14,75	10,96
60 Meses	37,21	54,83	82,53	51,18	33,48	4,01	53,62



Plano CD - Agressivo



Patrimônio: R\$ 337.863.917,55

Rentabilidade (%)

	Perfil	Benchmark	Meta (IPCA + 7,32% a.a.)	CDI	IPCA	Ibovespa	Dólar
No Mês	-1,43	1,16	1,11	0,93	0,52	-4,28	2,30
No Ano	1,20	13,76	12,51	10,88	4,84	-10,36	27,90
12 Meses	1,20	13,76	12,51	10,88	4,84	-10,36	27,90
24 Meses	13,85	31,33	26,33	25,33	9,69	9,61	18,67
36 Meses	20,40	39,65	43,43	40,86	16,03	14,75	10,96
60 Meses	31,04	59,04	90,03	51,18	33,48	4,01	53,62

