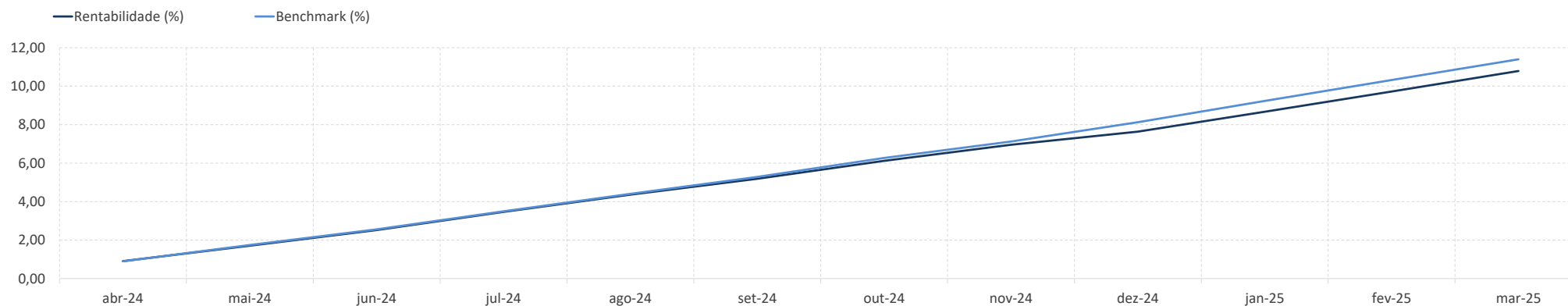
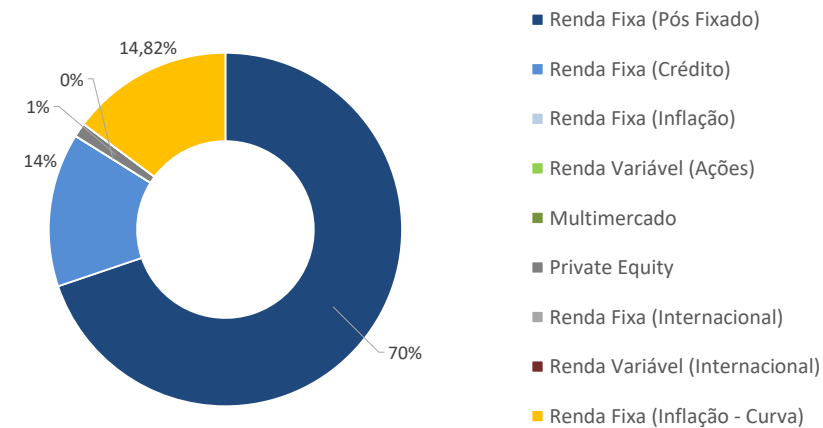


Plano CD - Super Conservador (prévia)

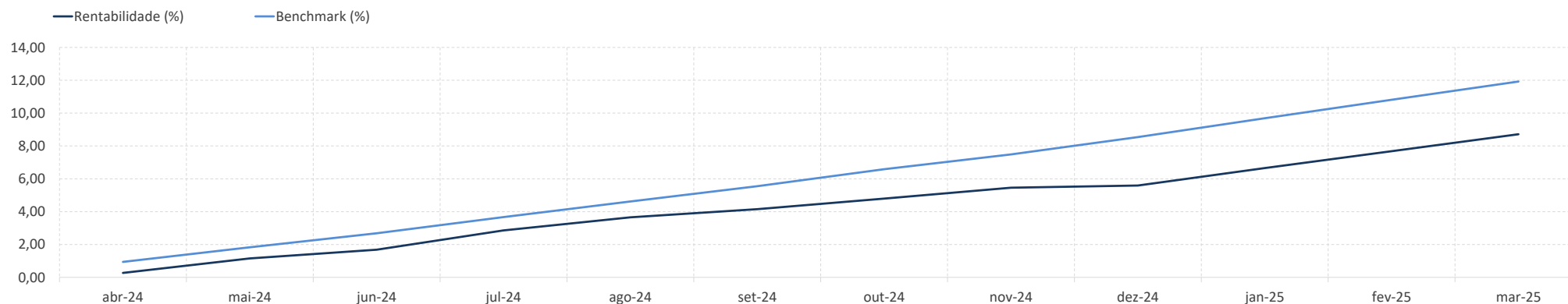


Rentabilidade (%)

	Perfil	Benchmark	Meta (IPCA + 5,25% a.a.)	CDI	IPCA	Ibovespa	Dólar
No Mês	0,97	0,97	0,99	0,96	0,56	6,08	-1,83
No Ano	2,93	3,02	3,35	2,99	2,04	8,29	-7,27
12 Meses	10,79	11,40	11,01	11,28	5,48	1,68	14,93
24 Meses	25,47	25,96	21,44	25,02	9,63	27,85	13,02
36 Meses	40,91	41,91	33,76	41,63	14,73	8,55	21,20
60 Meses	59,15	54,88	74,97	54,11	35,48	78,39	10,45

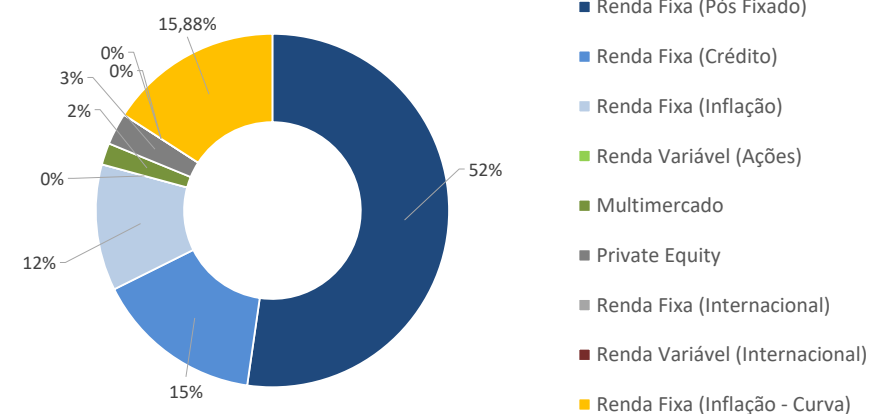


Plano CD - Conservador (prévia)

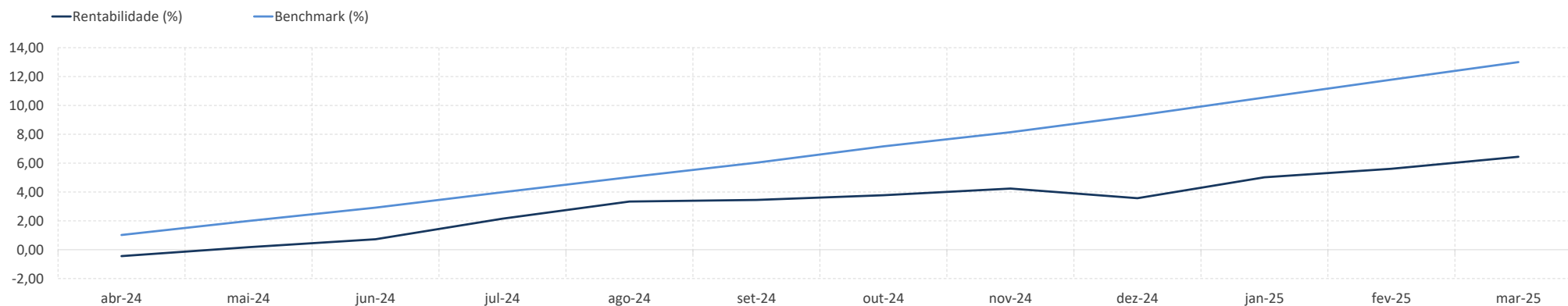


Rentabilidade (%)

	Perfil	Benchmark	Meta (IPCA + 5,68% a.a.)	CDI	IPCA	Ibovespa	Dólar
No Mês	0,96	1,00	1,02	0,96	0,56	6,08	-1,83
No Ano	2,96	3,11	3,45	2,99	2,04	8,29	-7,27
12 Meses	8,71	11,92	11,46	11,28	5,48	1,68	14,93
24 Meses	22,72	27,94	22,43	25,02	9,63	27,85	13,02
36 Meses	31,73	38,94	35,40	41,63	14,73	8,55	21,20
60 Meses	59,64	54,90	78,58	54,11	35,48	78,39	10,45

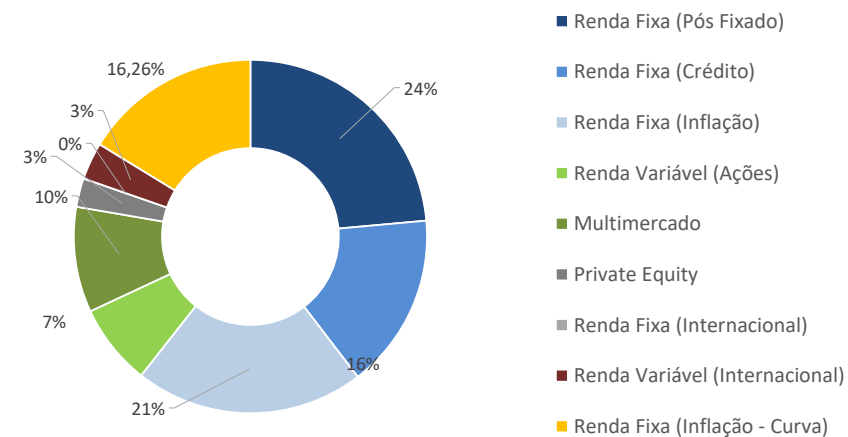


Plano CD - Moderado (prévia)

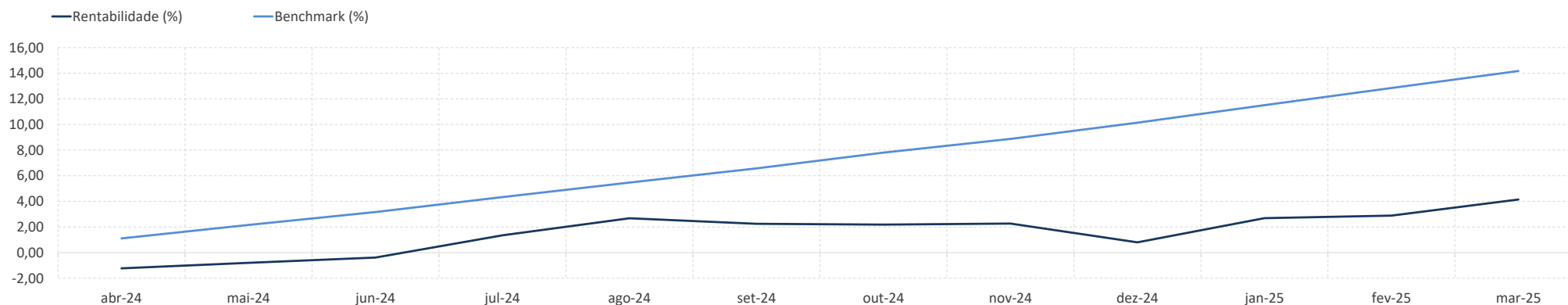


Rentabilidade (%)

	Perfil	Benchmark	Meta (IPCA + 6,46% a.a.)	CDI	IPCA	Ibovespa	Dólar
No Mês	0,78	1,09	1,09	0,96	0,56	6,08	-1,83
No Ano	2,77	3,39	3,64	2,99	2,04	8,29	-7,27
12 Meses	6,44	13,00	12,29	11,28	5,48	1,68	14,93
24 Meses	20,44	31,01	24,25	25,02	9,63	27,85	13,02
36 Meses	26,73	38,64	38,42	41,63	14,73	8,55	21,20
60 Meses	59,89	58,22	85,26	54,11	35,48	78,39	10,45



Plano CD - Agressivo (prévia)



Rentabilidade (%)

	Perfil	Benchmark	Meta (IPCA + 7,32% a.a.)	CDI	IPCA	Ibovespa	Dólar
No Mês	1,22	1,18	1,15	0,96	0,56	6,08	-1,83
No Ano	3,32	3,66	3,85	2,99	2,04	8,29	-7,27
12 Meses	4,15	14,17	13,19	11,28	5,48	1,68	14,93
24 Meses	17,84	35,30	26,26	25,02	9,63	27,85	13,02
36 Meses	20,67	39,70	41,81	41,63	14,73	8,55	21,20
60 Meses	55,53	62,87	92,87	54,11	35,48	78,39	10,45

