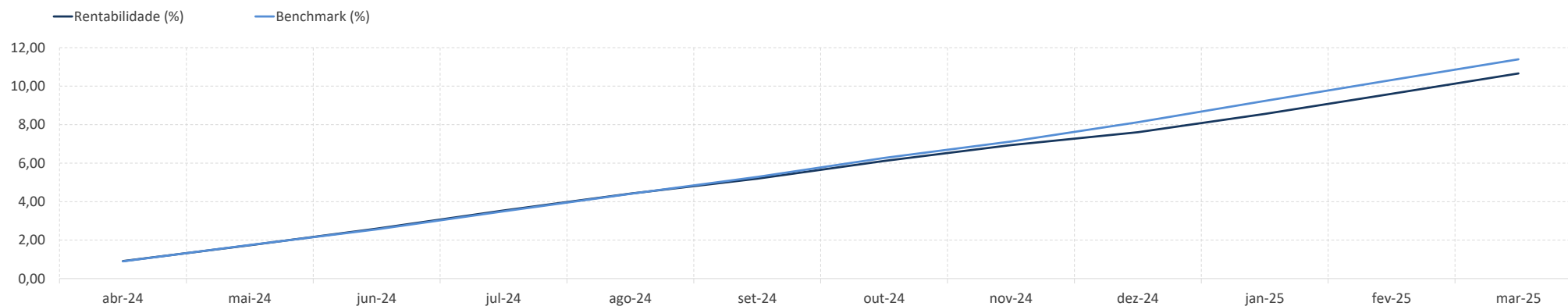
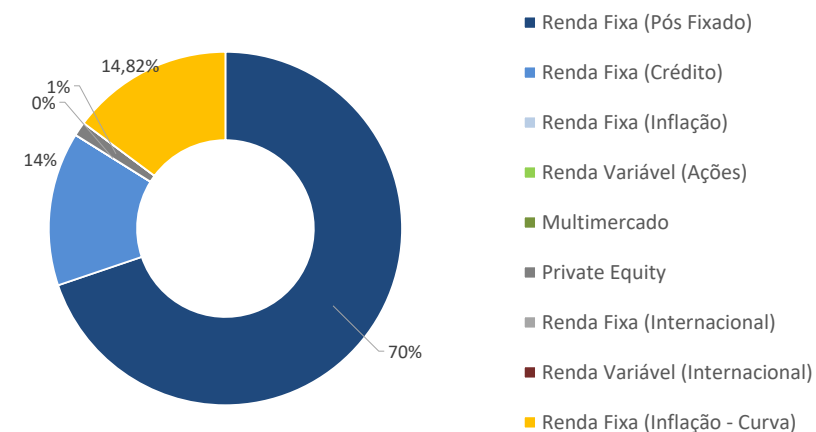


Previleve - Super Conservador (prévia)

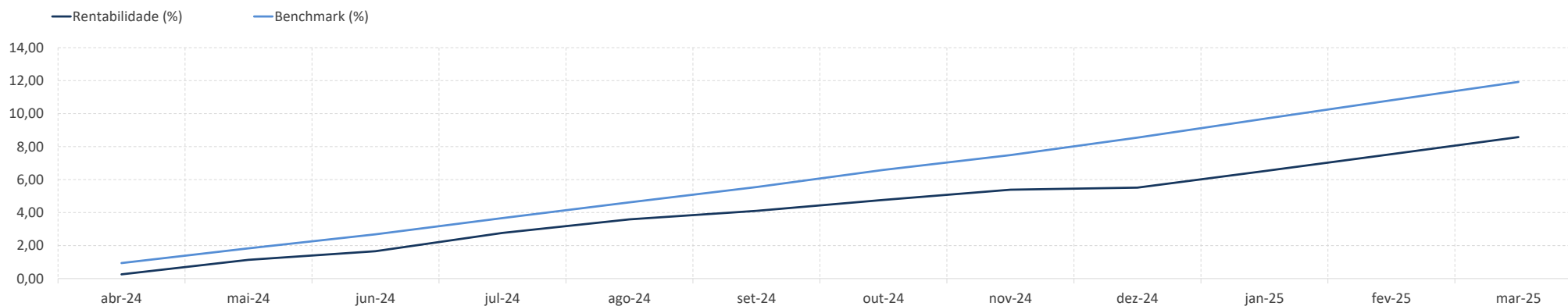


Rentabilidade (%)

	Perfil	Benchmark	Meta (IPCA + 5,25% a.a.)	CDI	IPCA	Ibovespa	Dólar
No Mês	0,97	0,97	0,99	0,96	0,56	6,08	-1,83
No Ano	2,84	3,02	3,35	2,99	2,04	8,29	-7,27
12 Meses	10,66	11,40	11,01	11,28	5,48	1,68	14,93
24 Meses	25,00	25,96	21,44	25,02	9,63	27,85	13,02
36 Meses	39,69	41,91	33,76	41,63	14,73	8,55	21,20
60 Meses	58,15	54,88	74,97	54,11	35,48	78,39	10,45

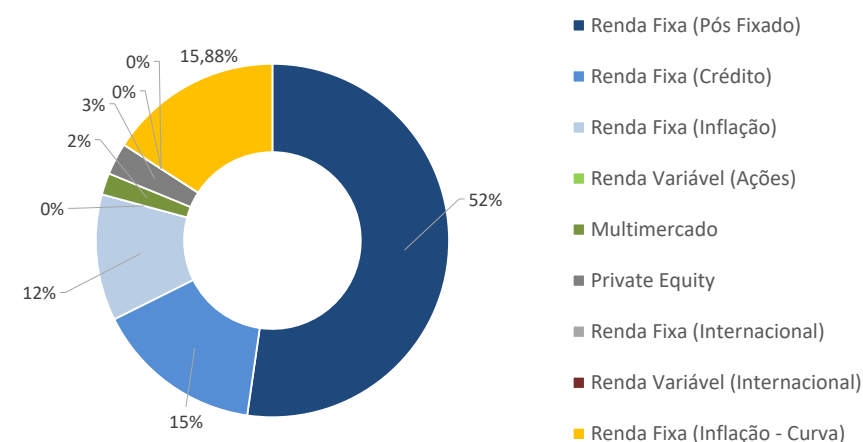


Previleve - Conservador (prévia)

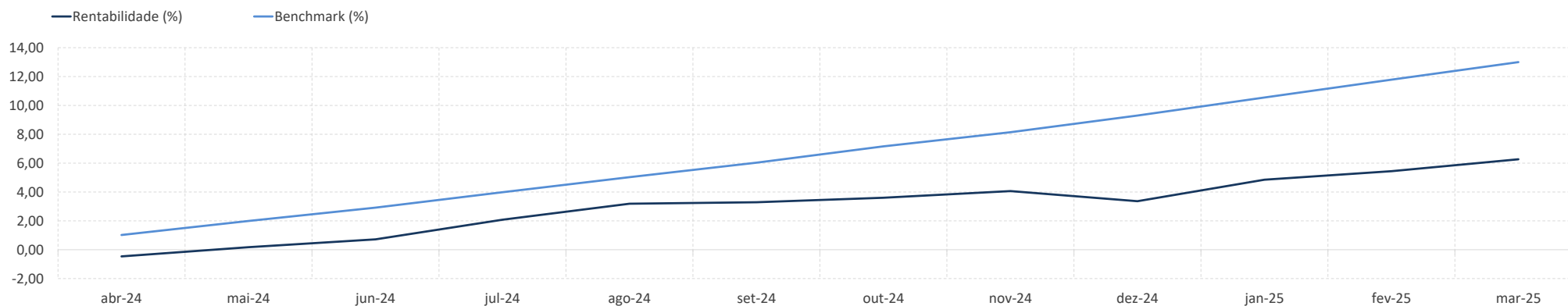


Rentabilidade (%)

	Perfil	Benchmark	Meta (IPCA + 5,68% a.a.)	CDI	IPCA	Ibovespa	Dólar
No Mês	0,96	1,00	1,02	0,96	0,56	6,08	-1,83
No Ano	2,91	3,11	3,45	2,99	2,04	8,29	-7,27
12 Meses	8,58	11,92	11,46	11,28	5,48	1,68	14,93
24 Meses	23,77	27,94	22,43	25,02	9,63	27,85	13,02
36 Meses	31,78	38,94	35,40	41,63	14,73	8,55	21,20
60 Meses	59,01	54,90	78,58	54,11	35,48	78,39	10,45

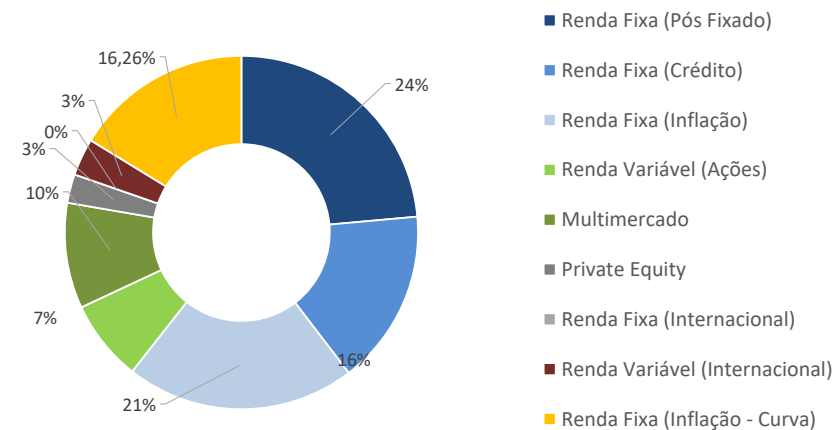


Previleve - Moderado (prévia)

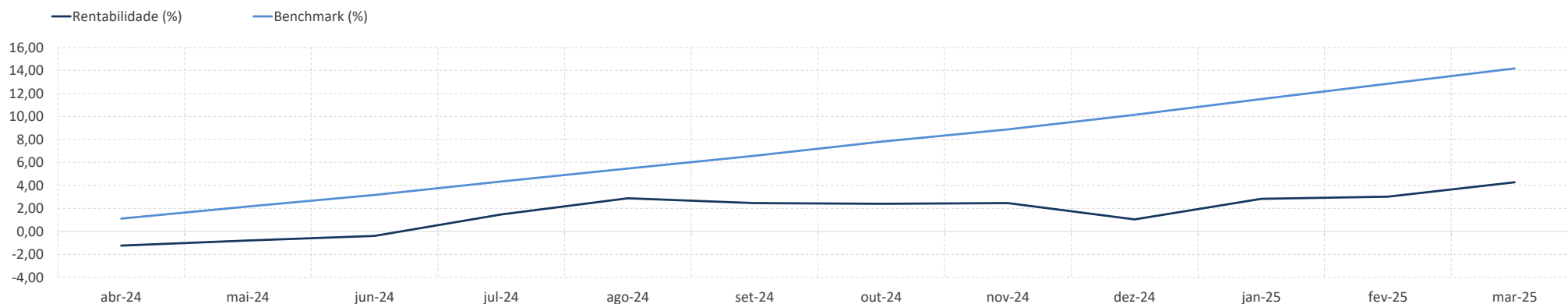


Rentabilidade (%)

	Perfil	Benchmark	Meta (IPCA + 6,46% a.a.)	CDI	IPCA	Ibovespa	Dólar
No Mês	0,78	1,09	1,09	0,96	0,56	6,08	-1,83
No Ano	2,81	3,39	3,64	2,99	2,04	8,29	-7,27
12 Meses	6,27	13,00	12,29	11,28	5,48	1,68	14,93
24 Meses	19,62	31,01	24,25	25,02	9,63	27,85	13,02
36 Meses	26,14	38,64	38,42	41,63	14,73	8,55	21,20
60 Meses	60,68	58,22	85,26	54,11	35,48	78,39	10,45



Previleve - Agressivo (prévia)



Rentabilidade (%)

	Perfil	Benchmark	Meta (IPCA + 7,32% a.a.)	CDI	IPCA	Ibovespa	Dólar
No Mês	1,22	1,18	1,15	0,96	0,56	6,08	-1,83
No Ano	3,20	3,66	3,85	2,99	2,04	8,29	-7,27
12 Meses	4,27	14,17	13,19	11,28	5,48	1,68	14,93
24 Meses	18,08	35,30	26,26	25,02	9,63	27,85	13,02
36 Meses	21,30	39,70	41,81	41,63	14,73	8,55	21,20
60 Meses	57,34	62,87	92,87	54,11	35,48	78,39	10,45

