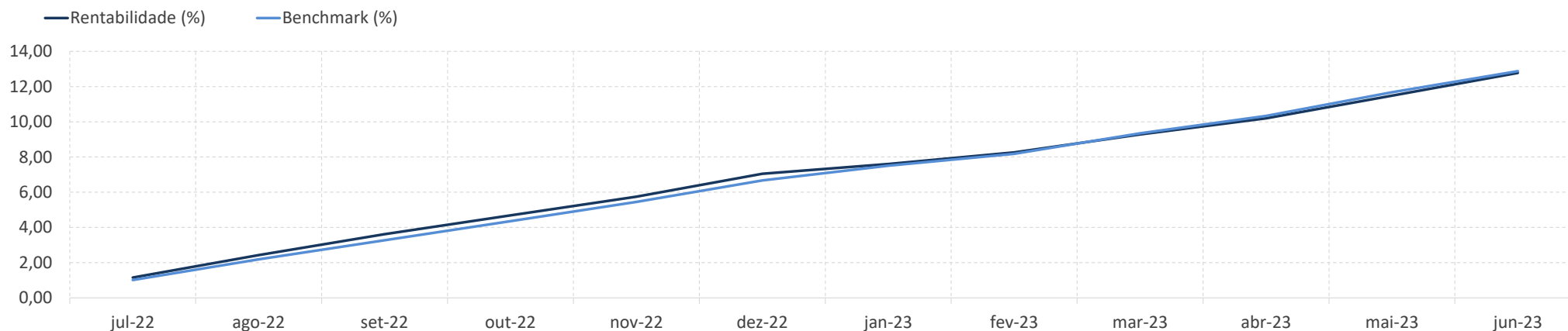
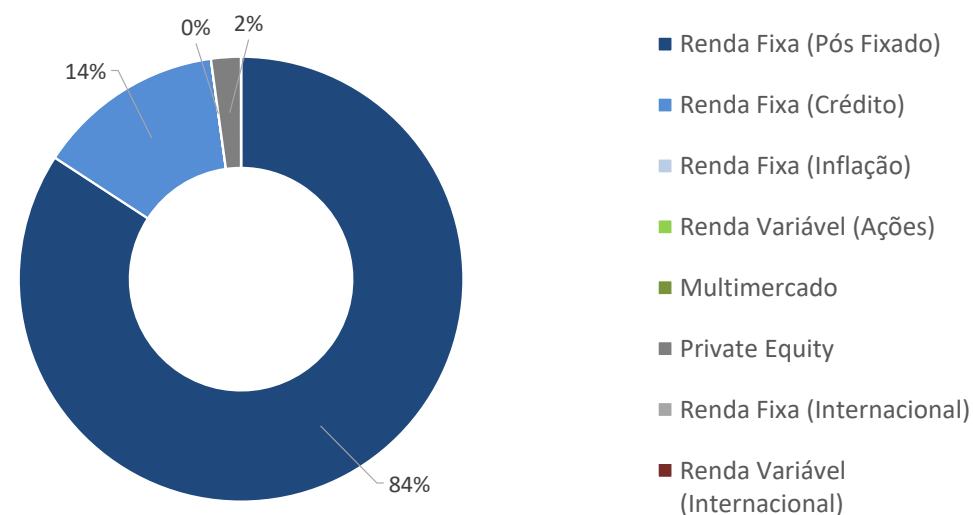


## Plano CD - Super Conservador

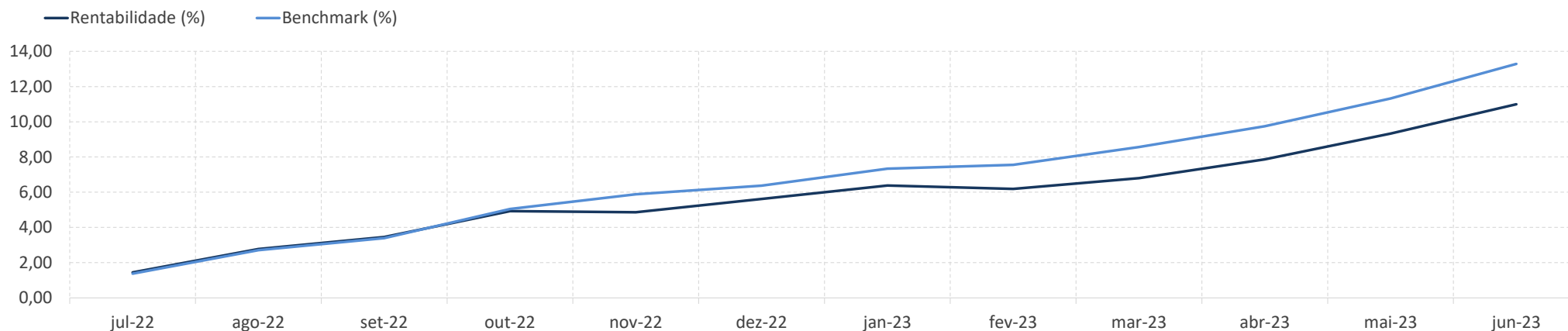


Rentabilidade (%)

	Perfil	Benchmark	IPCA	CDI	Ibovespa	Dólar
12 Meses	12,78	12,87	3,16	13,54	19,83	-8,00
24 Meses	23,91	23,02	15,42	23,41	-6,87	-3,66
36 Meses	29,36	25,94	25,06	26,22	24,23	-12,00
60 Meses	44,05	40,83	31,59	39,62	49,06	28,34
No Ano	5,35	5,82	2,87	6,50	7,61	-7,64
No Mês	1,16	1,07	-0,08	1,07	9,00	-5,43

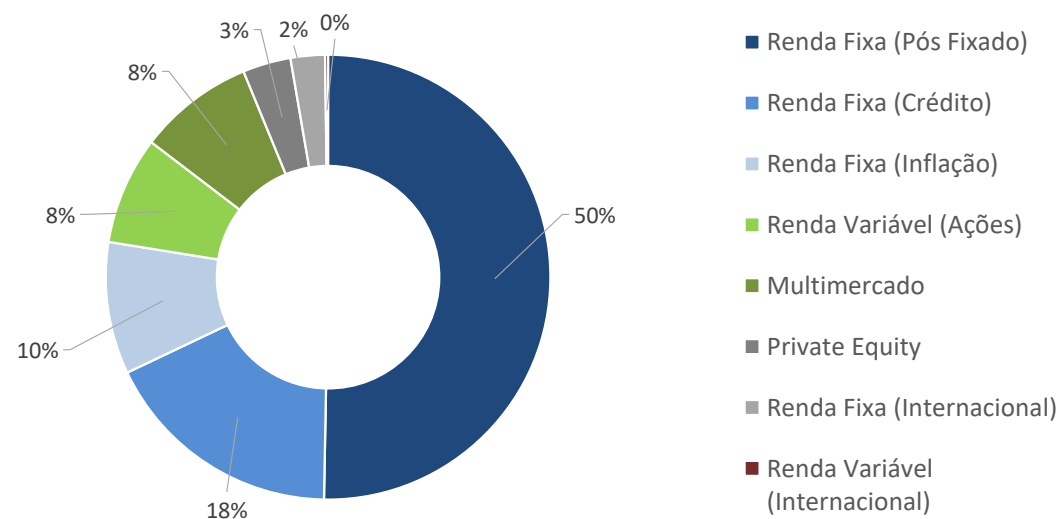


## Plano CD - Conservador

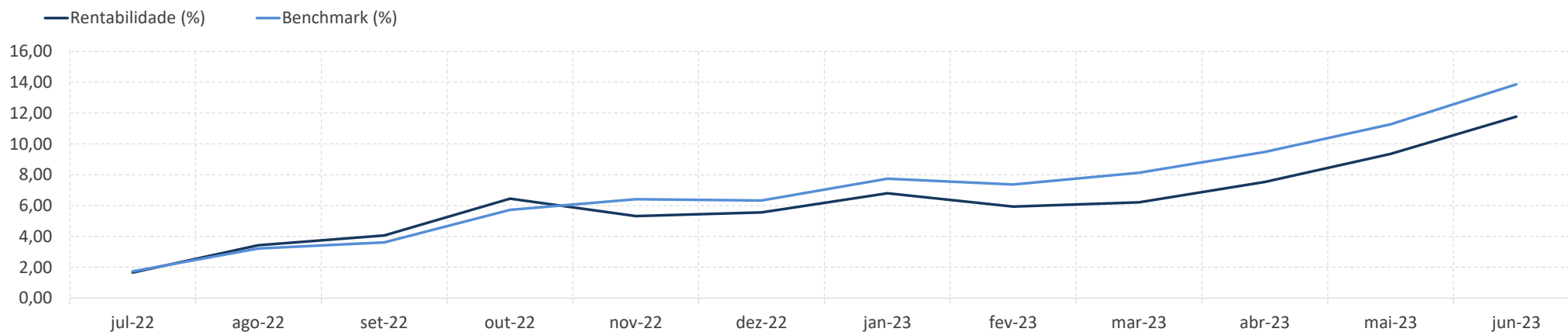


Rentabilidade (%)

	Perfil	Benchmark	IPCA	CDI	Ibovespa	Dólar
12 Meses	11,00	13,29	3,16	13,54	19,83	-8,00
24 Meses	16,64	17,84	15,42	23,41	-6,87	-3,66
36 Meses	28,13	25,31	25,06	26,22	24,23	-12,00
60 Meses	48,26	40,88	31,59	39,62	49,06	28,34
No Ano	5,09	6,50	2,87	6,50	7,61	-7,64
No Mês	1,53	1,76	-0,08	1,07	9,00	-5,43

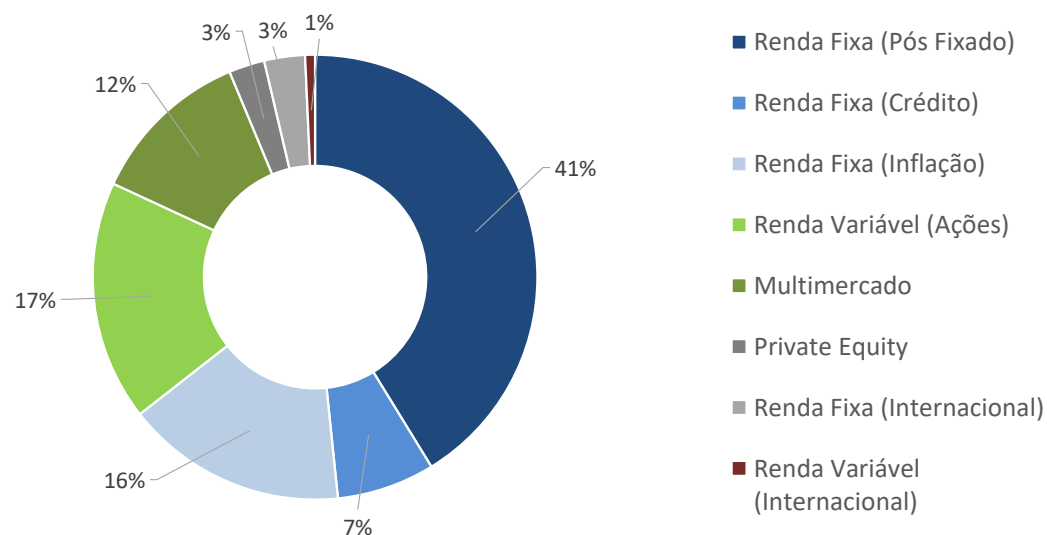


## Plano CD - Moderado

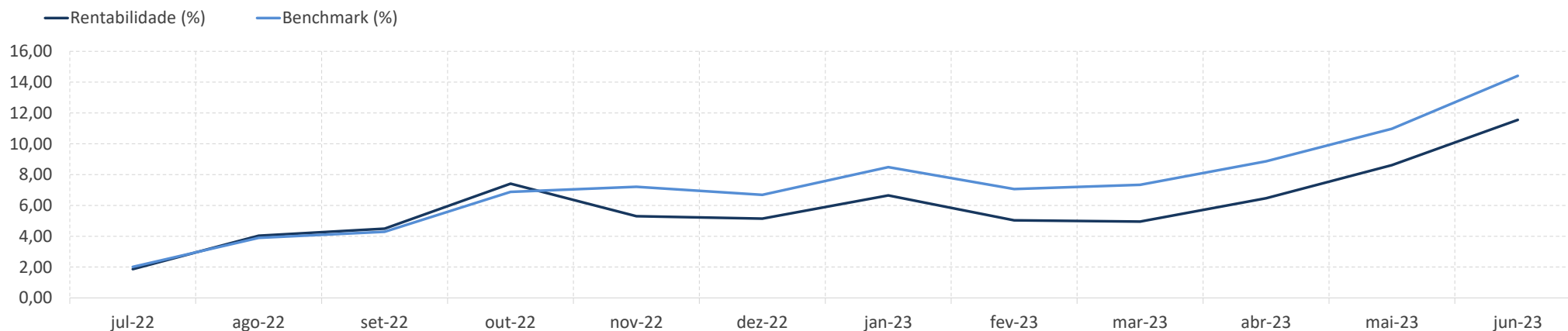


Rentabilidade (%)

	Perfil	Benchmark	IPCA	CDI	Ibovespa	Dólar
12 Meses	11,77	13,86	3,16	13,54	19,83	-8,00
24 Meses	14,21	14,58	15,42	23,41	-6,87	-3,66
36 Meses	28,96	26,10	25,06	26,22	24,23	-12,00
60 Meses	55,12	42,52	31,59	39,62	49,06	28,34
No Ano	5,88	7,09	2,87	6,50	7,61	-7,64
No Mês	2,21	2,33	-0,08	1,07	9,00	-5,43



## Plano CD - Agressivo



Rentabilidade (%)

	Perfil	Benchmark	IPCA	CDI	Ibovespa	Dólar
12 Meses	11,55	14,41	3,16	13,54	19,83	-8,00
24 Meses	10,18	11,51	15,42	23,41	-6,87	-3,66
36 Meses	28,01	27,17	25,06	26,22	24,23	-12,00
60 Meses	59,35	44,50	31,59	39,62	49,06	28,34
No Ano	6,10	7,24	2,87	6,50	7,61	-7,64
No Mês	2,71	3,10	-0,08	1,07	9,00	-5,43

