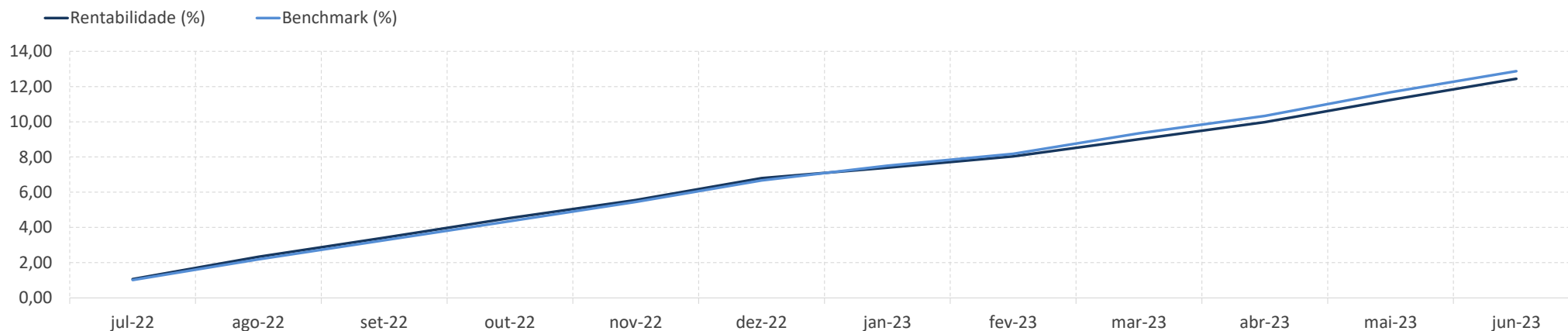
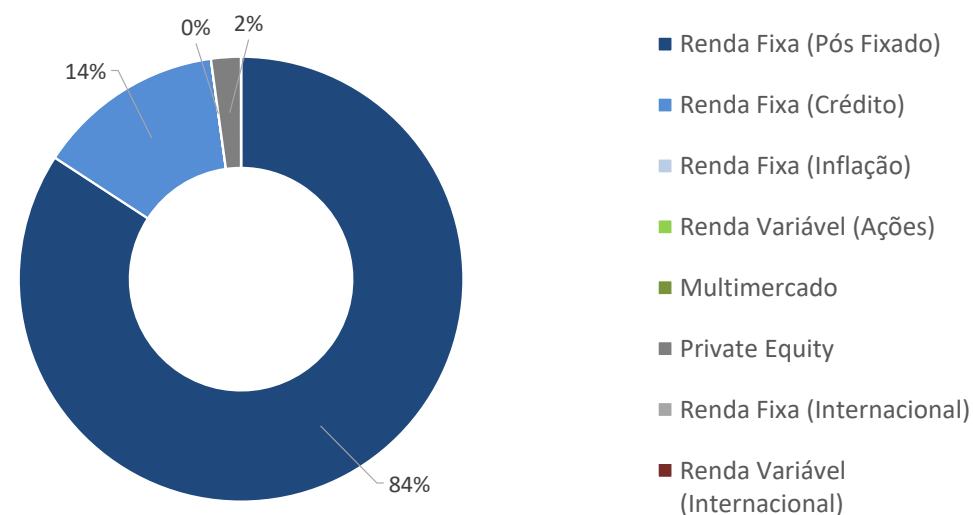


Previleve - Super Conservador

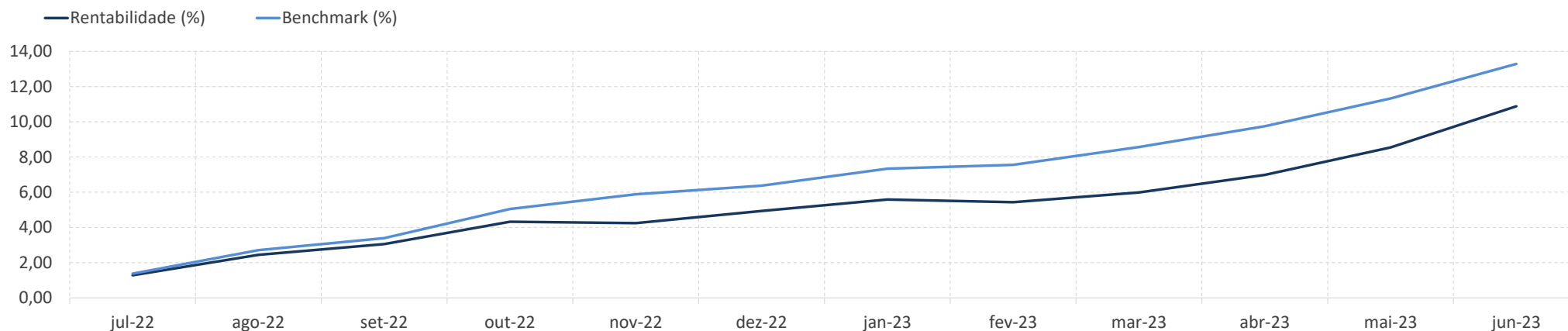


Rentabilidade (%)

	Perfil	Benchmark	IPCA	CDI	Ibovespa	Dólar
12 Meses	12,44	12,87	3,16	13,54	19,83	-8,00
24 Meses	23,07	23,02	15,42	23,41	-6,87	-3,66
36 Meses	28,90	25,94	25,06	26,22	24,23	-12,00
60 Meses		40,83	31,59	39,62	49,06	28,34
No Ano	5,28	5,82	2,87	6,50	7,61	-7,64
No Mês	1,08	1,07	-0,08	1,07	9,00	-5,43

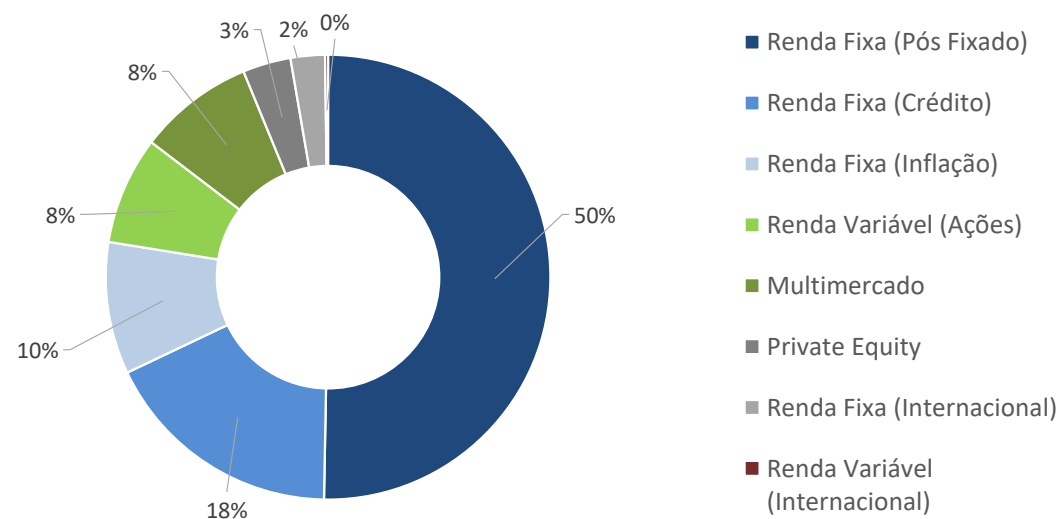


Previleve - Conservador

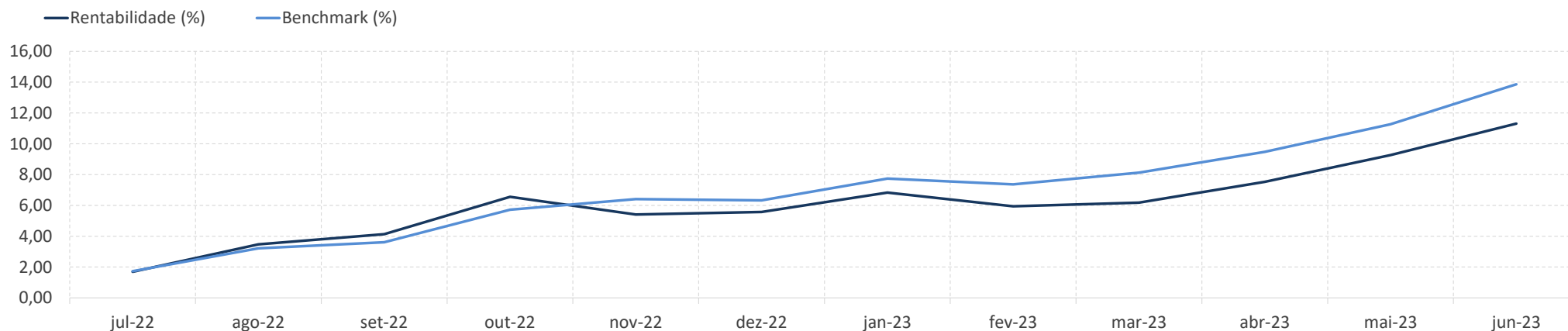


Rentabilidade (%)

	Perfil	Benchmark	IPCA	CDI	Ibovespa	Dólar
12 Meses	10,88	13,29	3,16	13,54	19,83	-8,00
24 Meses	16,38	17,84	15,42	23,41	-6,87	-3,66
36 Meses	27,60	25,31	25,06	26,22	24,23	-12,00
60 Meses		40,88	31,59	39,62	49,06	28,34
No Ano	5,66	6,50	2,87	6,50	7,61	-7,64
No Mês	2,16	1,76	-0,08	1,07	9,00	-5,43

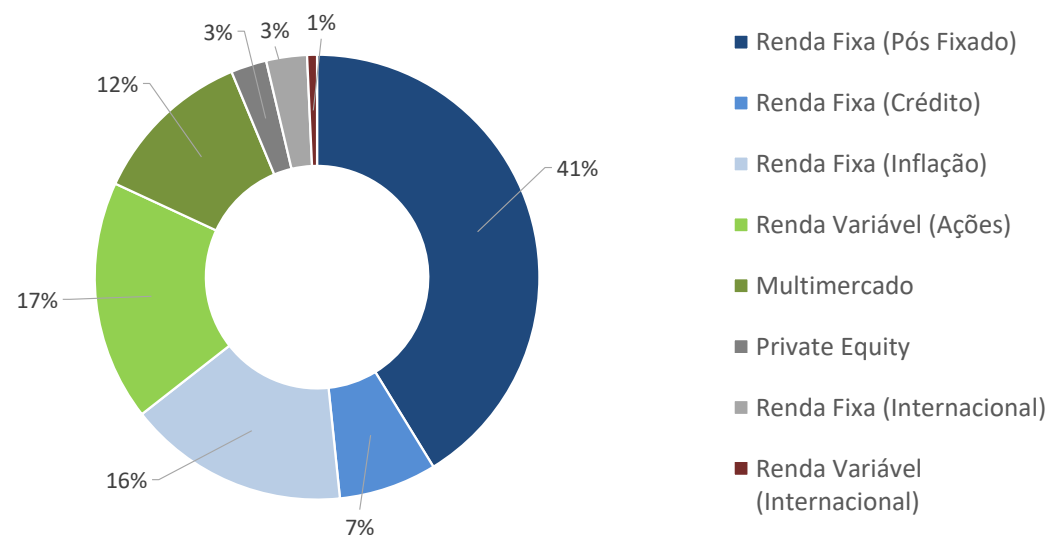


Previleve - Moderado

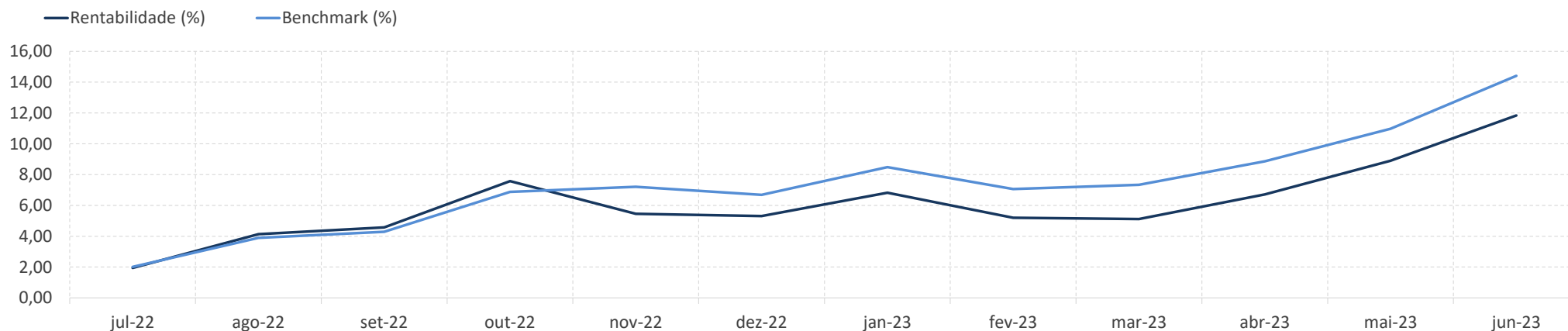


Rentabilidade (%)

	Perfil	Benchmark	IPCA	CDI	Ibovespa	Dólar
12 Meses	11,31	13,86	3,16	13,54	19,83	-8,00
24 Meses	14,38	14,58	15,42	23,41	-6,87	-3,66
36 Meses	30,71	26,10	25,06	26,22	24,23	-12,00
60 Meses		42,52	31,59	39,62	49,06	28,34
No Ano	5,43	7,09	2,87	6,50	7,61	-7,64
No Mês	1,87	2,33	-0,08	1,07	9,00	-5,43



Previleve - Agressivo



Rentabilidade (%)

	Perfil	Benchmark	IPCA	CDI	Ibovespa	Dólar
12 Meses	11,84	14,41	3,16	13,54	19,83	-8,00
24 Meses	10,90	11,51	15,42	23,41	-6,87	-3,66
36 Meses	28,33	27,17	25,06	26,22	24,23	-12,00
60 Meses		44,50	31,59	39,62	49,06	28,34
No Ano	6,20	7,24	2,87	6,50	7,61	-7,64
No Mês	2,70	3,10	-0,08	1,07	9,00	-5,43

