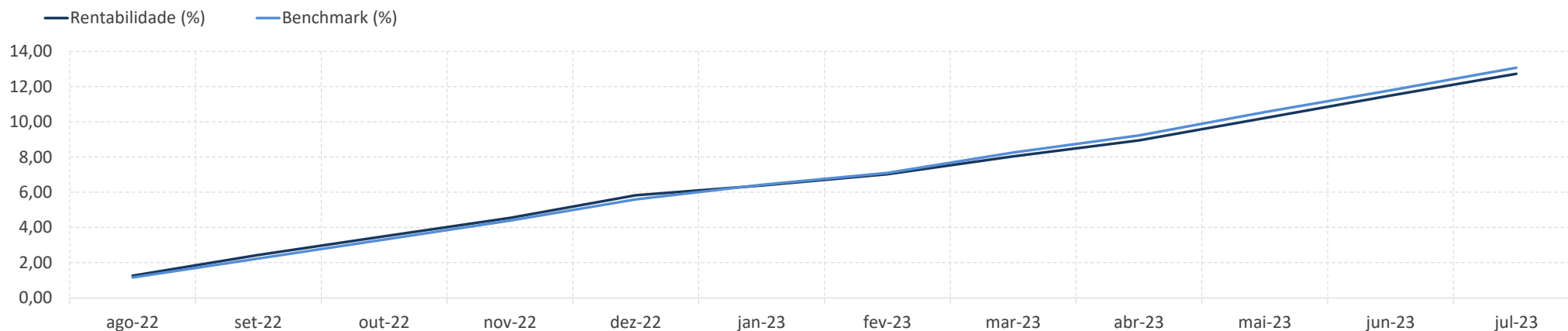
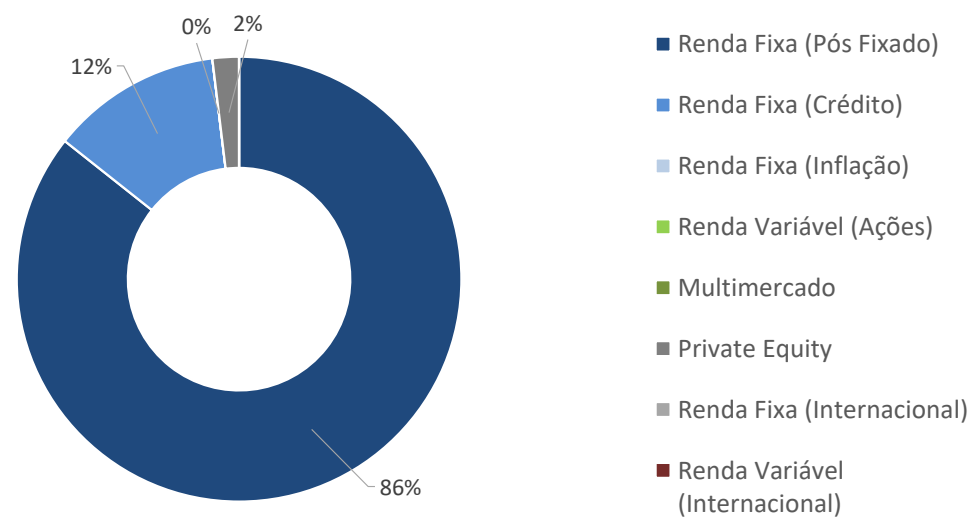


Plano CD - Super Conservador

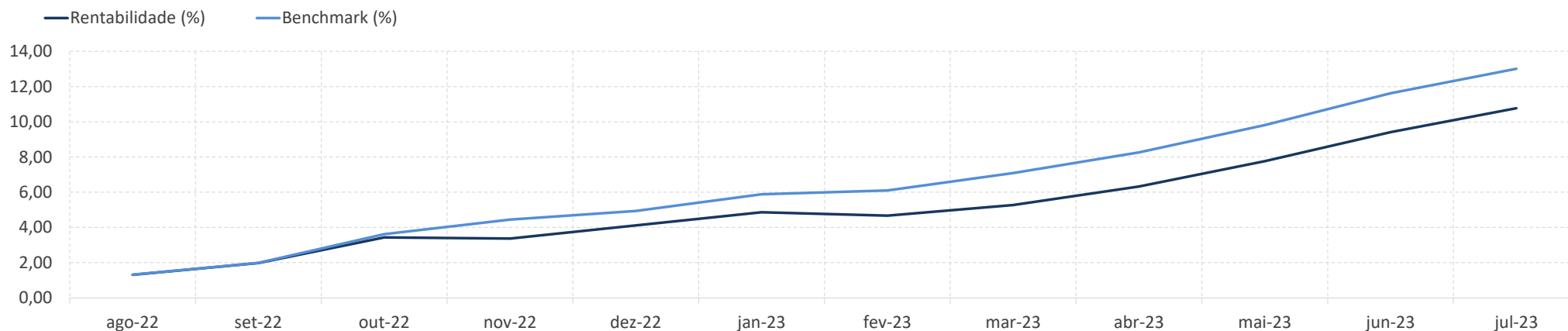


Rentabilidade (%)

	Perfil	Benchmark	IPCA	CDI	Ibovespa	Dólar
12 Meses	12,72	13,07	3,99	13,59	15,46	-8,61
24 Meses	24,89	24,04	14,46	24,29	19,21	-7,42
36 Meses	29,61	27,18	24,76	27,33	22,22	-8,88
60 Meses	44,62	41,70	31,87	40,32	69,26	14,66
No Ano	6,52	7,08	2,99	7,64	12,27	-9,13
No Mês	1,11	1,15	0,12	1,07	0,81	-1,61

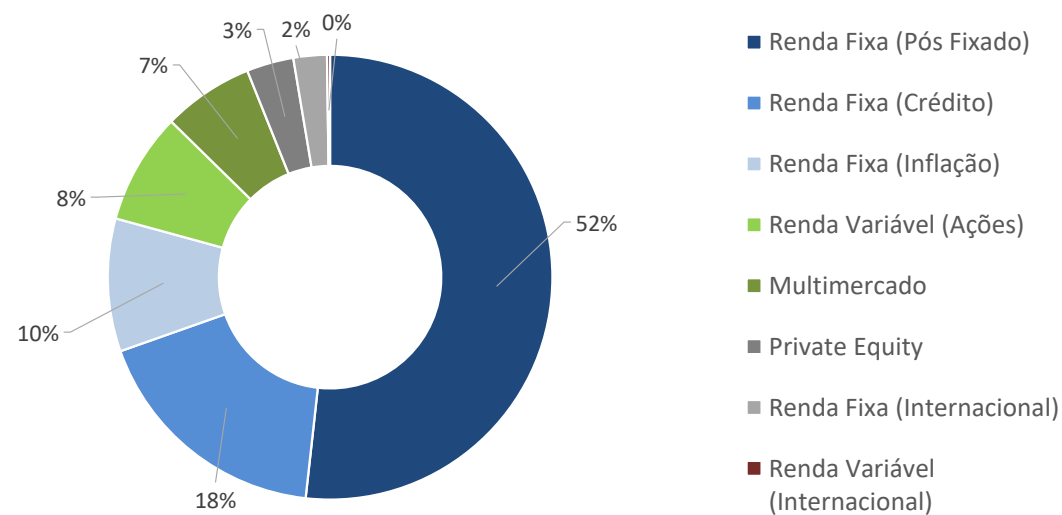


Plano CD - Conservador

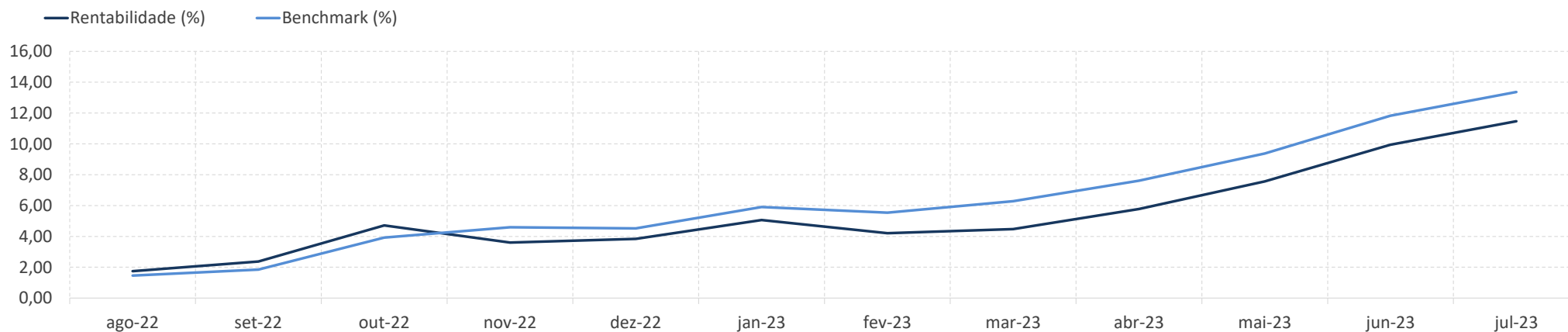


Rentabilidade (%)

	Perfil	Benchmark	IPCA	CDI	Ibovespa	Dólar
12 Meses	10,77	13,01	3,99	13,59	15,46	-8,61
24 Meses	18,56	19,13	14,46	24,29	19,21	-7,42
36 Meses	26,56	25,20	24,76	27,33	22,22	-8,88
60 Meses	47,75	41,62	31,87	40,32	69,26	14,66
No Ano	6,40	7,70	2,99	7,64	12,27	-9,13
No Mês	1,24	1,24	0,12	1,07	0,81	-1,61

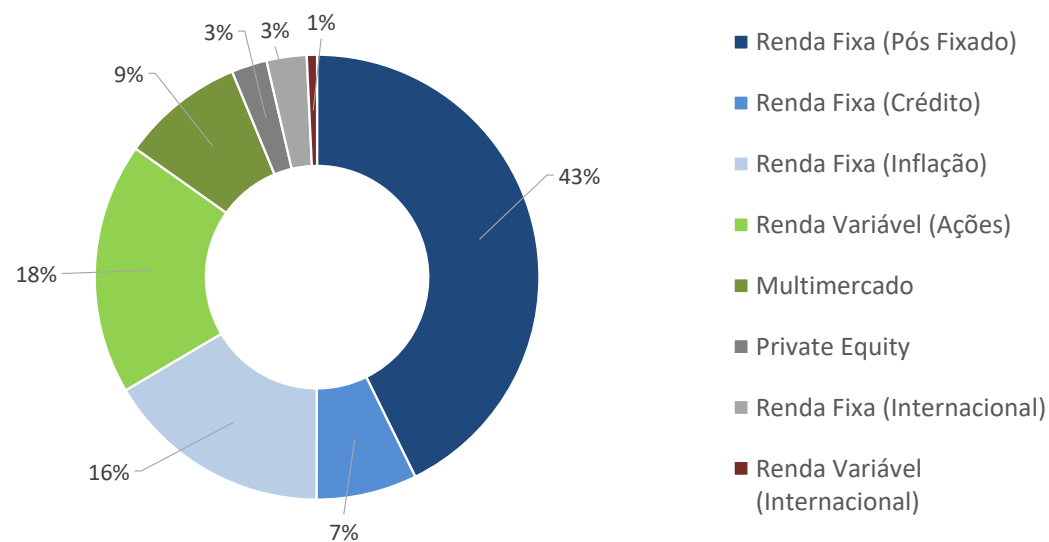


Plano CD - Moderado

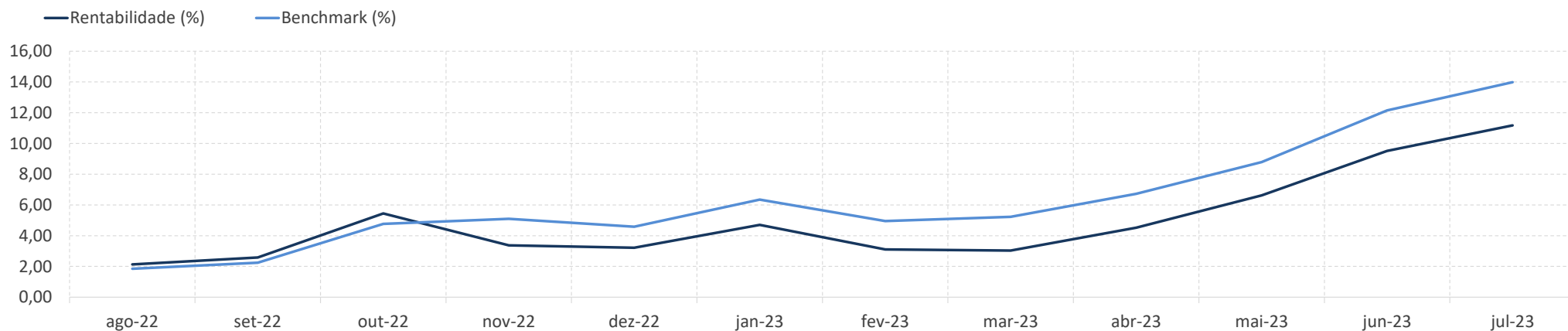


Rentabilidade (%)

	Perfil	Benchmark	IPCA	CDI	Ibovespa	Dólar
12 Meses	11,47	13,37	3,99	13,59	15,46	-8,61
24 Meses	16,52	16,25	14,46	24,29	19,21	-7,42
36 Meses	26,38	24,94	24,76	27,33	22,22	-8,88
60 Meses	54,17	43,46	31,87	40,32	69,26	14,66
No Ano	7,35	8,47	2,99	7,64	12,27	-9,13
No Mês	1,38	1,38	0,12	1,07	0,81	-1,61



Plano CD - Agressivo



Rentabilidade (%)

	Perfil	Benchmark	IPCA	CDI	Ibovespa	Dólar
12 Meses	11,18	13,99	3,99	13,59	15,46	-8,61
24 Meses	13,19	14,01	14,46	24,29	19,21	-7,42
36 Meses	25,08	25,18	24,76	27,33	22,22	-8,88
60 Meses	58,08	45,91	31,87	40,32	69,26	14,66
No Ano	7,71	8,99	2,99	7,64	12,27	-9,13
No Mês	1,52	1,64	0,12	1,07	0,81	-1,61

