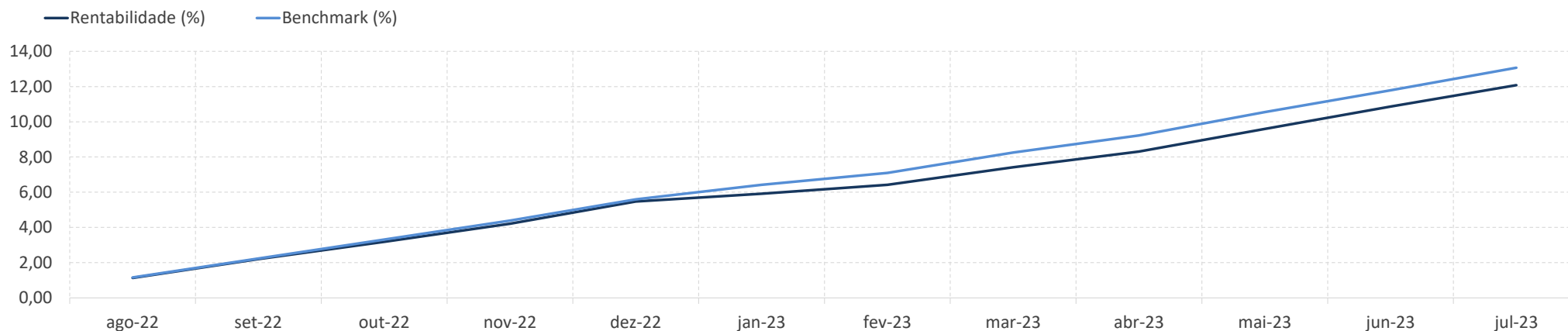
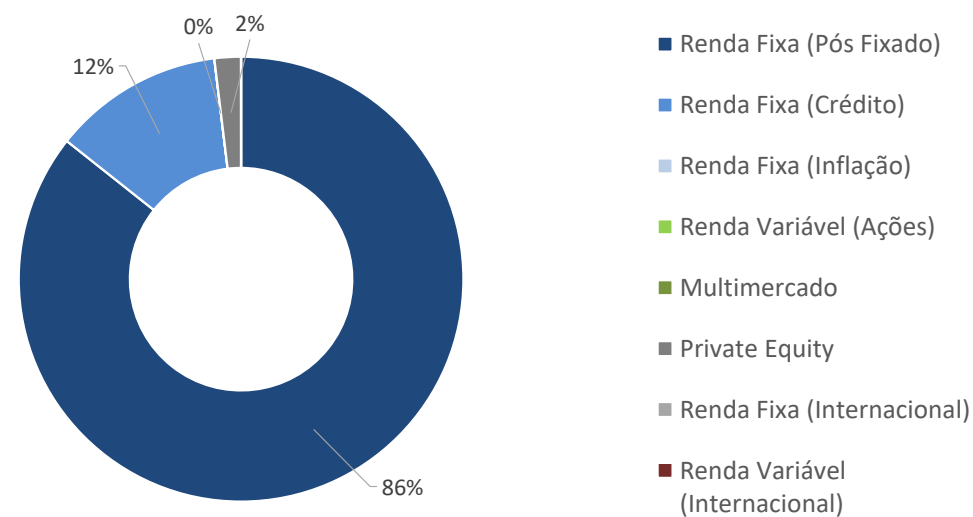


Plano CV - Super Conservador

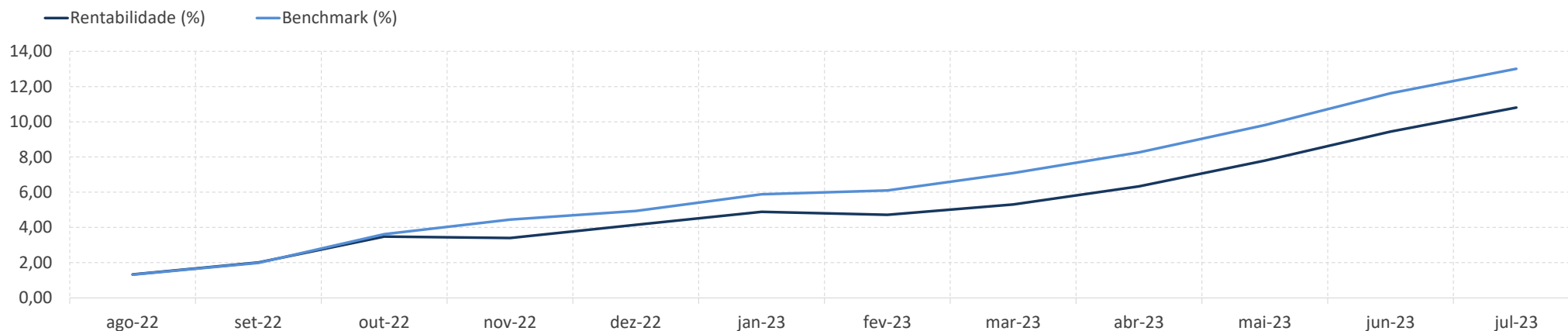


Rentabilidade (%)

	Perfil	Benchmark	IPCA	CDI	Ibovespa	Dólar
12 Meses	12,08	13,07	3,99	13,59	15,46	-8,61
24 Meses	24,61	24,04	14,46	24,29	19,21	-7,42
36 Meses	27,75	27,06	24,76	27,33	22,22	-8,88
60 Meses	41,16	40,84	31,87	40,32	69,26	14,66
No Ano	6,27	7,08	2,99	7,64	12,27	-9,13
No Mês	1,10	1,15	0,12	1,07	0,81	-1,61

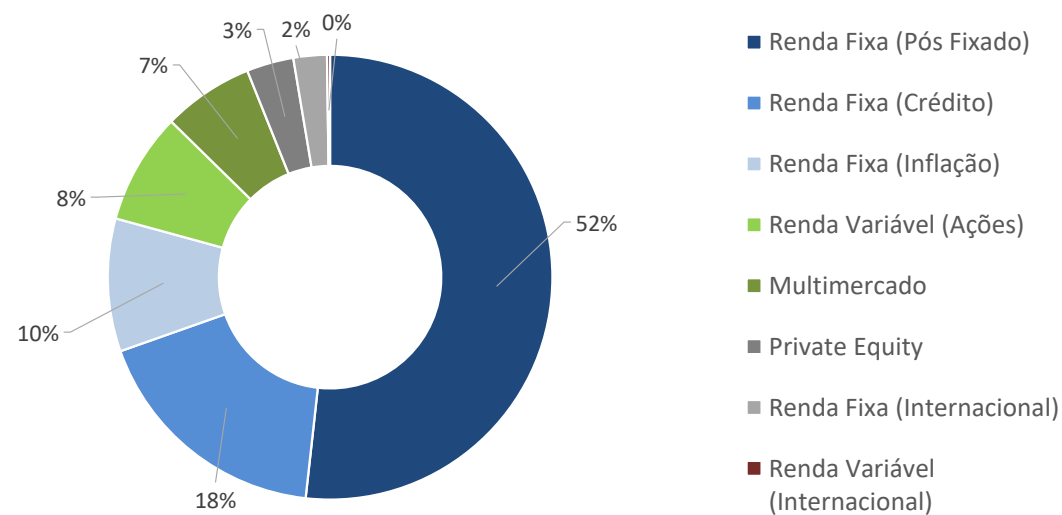


Plano CV - Conservador

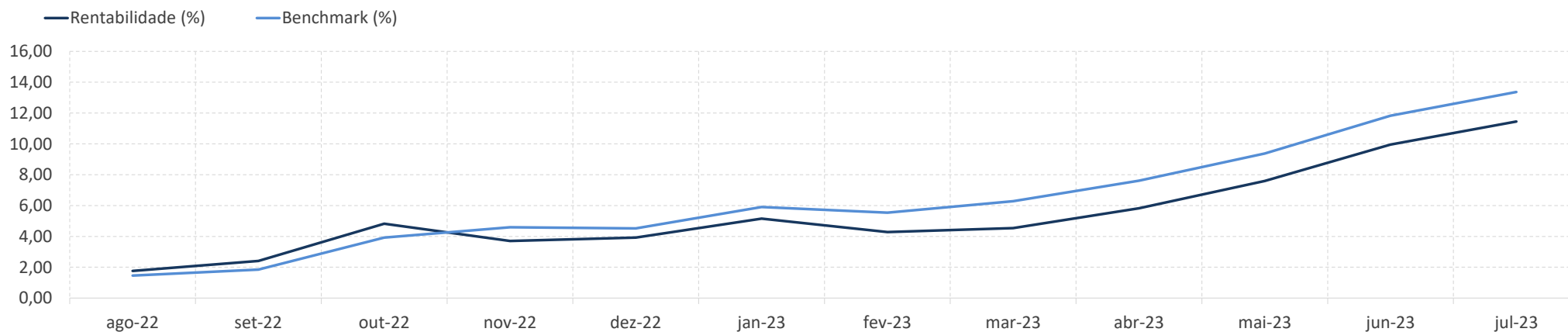


Rentabilidade (%)

	Perfil	Benchmark	IPCA	CDI	Ibovespa	Dólar
12 Meses	10,81	13,01	3,99	13,59	15,46	-8,61
24 Meses	18,29	19,66	14,46	24,29	19,21	-7,42
36 Meses	19,84	23,03	24,76	27,33	22,22	-8,88
60 Meses	47,38	48,79	31,87	40,32	69,26	14,66
No Ano	6,39	7,70	2,99	7,64	12,27	-9,13
No Mês	1,25	1,24	0,12	1,07	0,81	-1,61

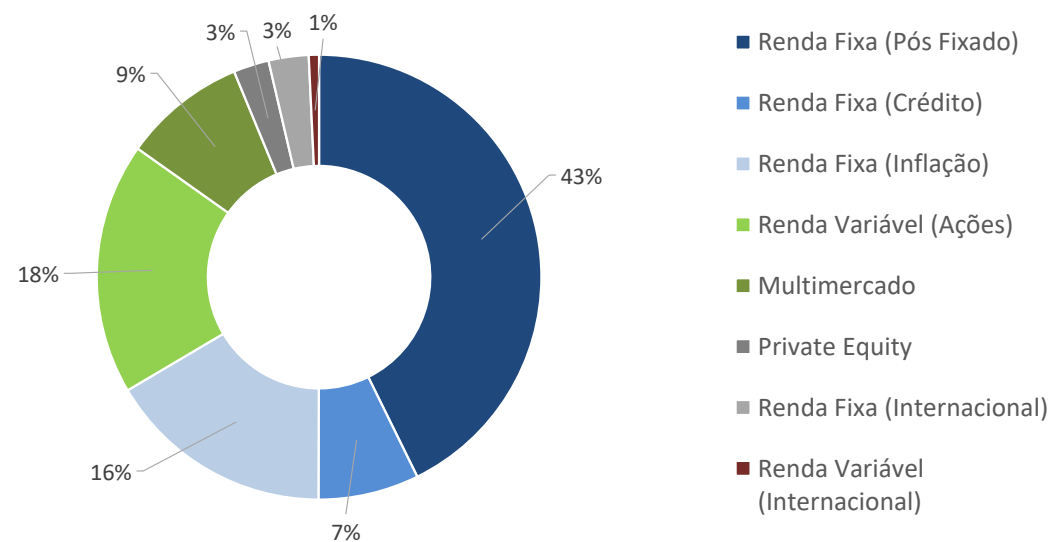


Plano CV - Moderado

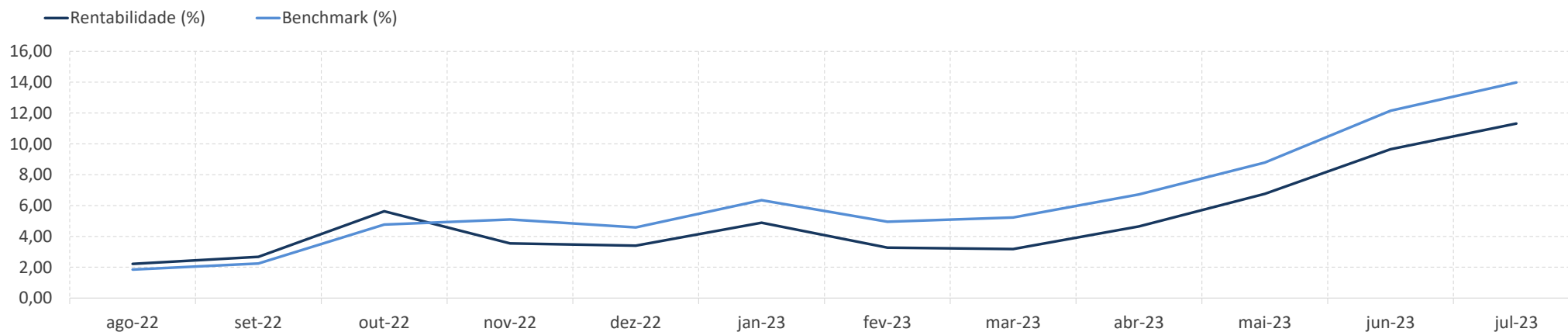


Rentabilidade (%)

	Perfil	Benchmark	IPCA	CDI	Ibovespa	Dólar
12 Meses	11,45	13,37	3,99	13,59	15,46	-8,61
24 Meses	15,52	16,94	14,46	24,29	19,21	-7,42
36 Meses	20,05	24,29	24,76	27,33	22,22	-8,88
60 Meses	50,40	56,17	31,87	40,32	69,26	14,66
No Ano	7,24	8,47	2,99	7,64	12,27	-9,13
No Mês	1,36	1,38	0,12	1,07	0,81	-1,61



Plano CV - Agressivo



Rentabilidade (%)

	Perfil	Benchmark	IPCA	CDI	Ibovespa	Dólar
12 Meses	11,32	13,99	3,99	13,59	15,46	-8,61
24 Meses	11,56	14,20	14,46	24,29	19,21	-7,42
36 Meses	19,63	25,07	24,76	27,33	22,22	-8,88
60 Meses	51,82	60,84	31,87	40,32	69,26	14,66
No Ano	7,66	8,99	2,99	7,64	12,27	-9,13
No Mês	1,52	1,64	0,12	1,07	0,81	-1,61

