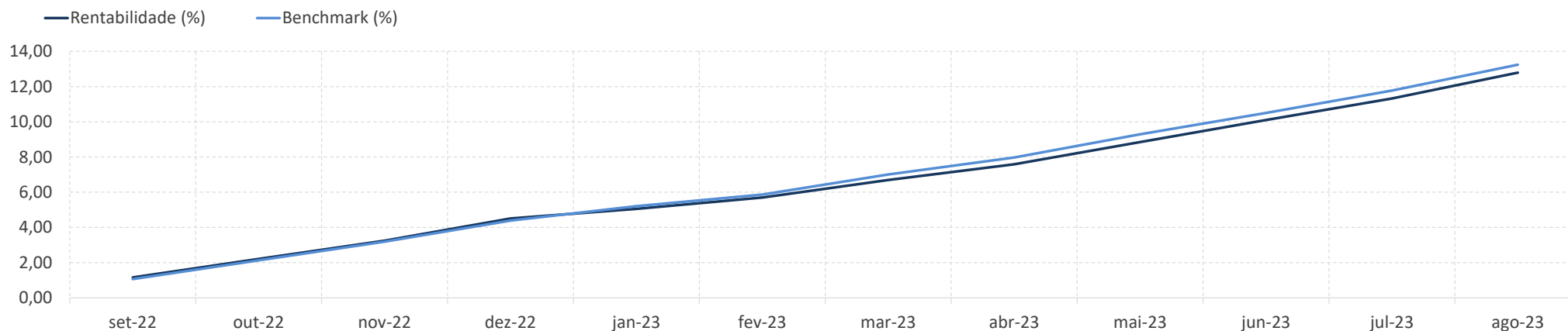
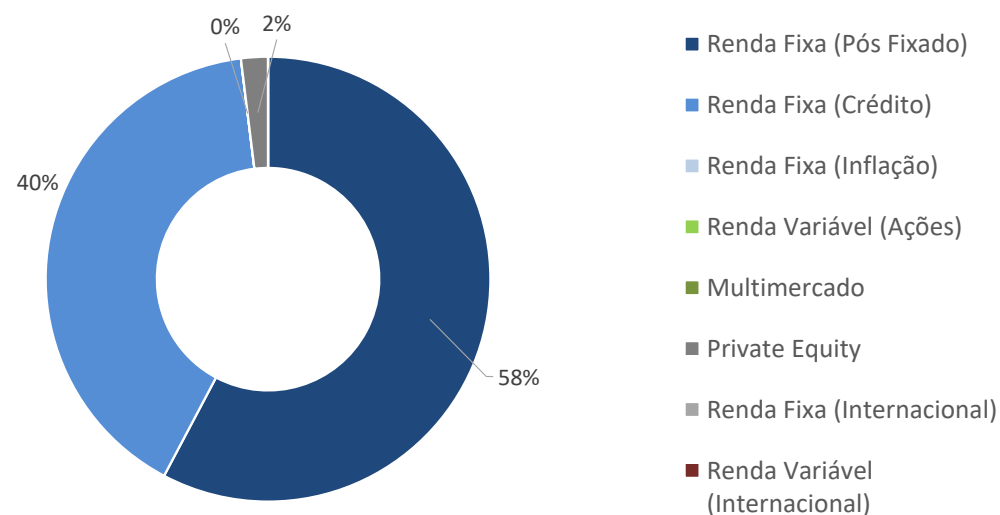


Plano CD - Super Conservador

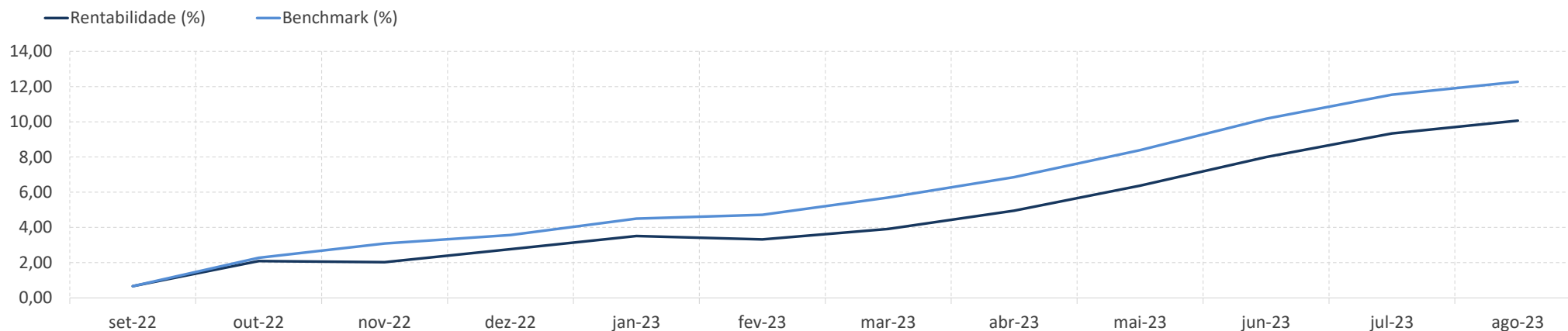


Rentabilidade (%)

	Perfil	Benchmark	IPCA	CDI	Ibovespa	Dólar
12 Meses	12,79	13,24	4,58	13,55	13,76	-4,96
24 Meses	25,78	25,14	13,70	25,17	20,07	-4,30
36 Meses	31,00	28,62	24,71	28,57	23,99	-10,04
60 Meses	45,96	42,71	31,50	41,25	68,87	22,93
No Ano	7,92	8,48	3,20	8,86	11,84	-5,67
No Mês	1,32	1,31	0,20	1,14	-0,38	3,80

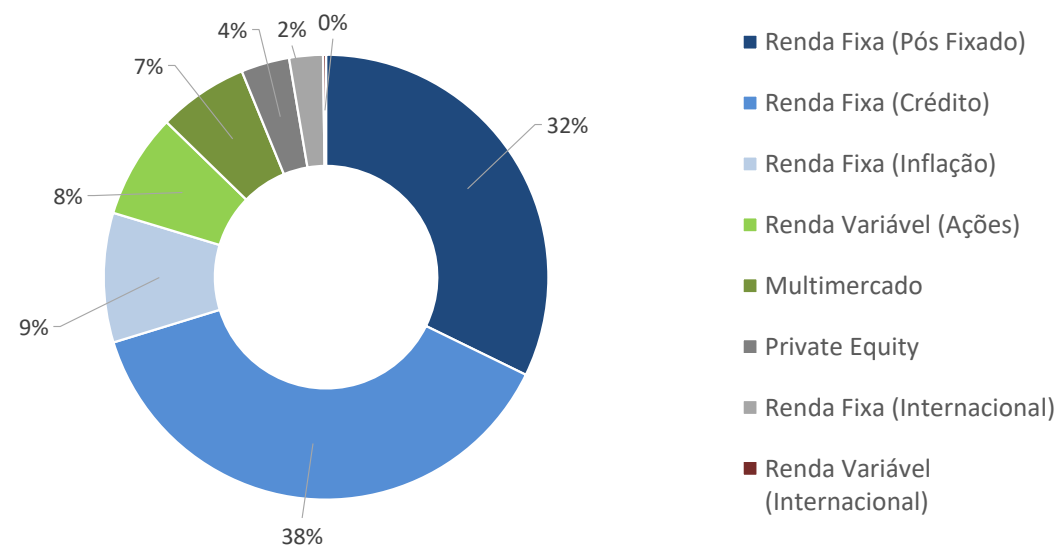


Plano CD - Conservador

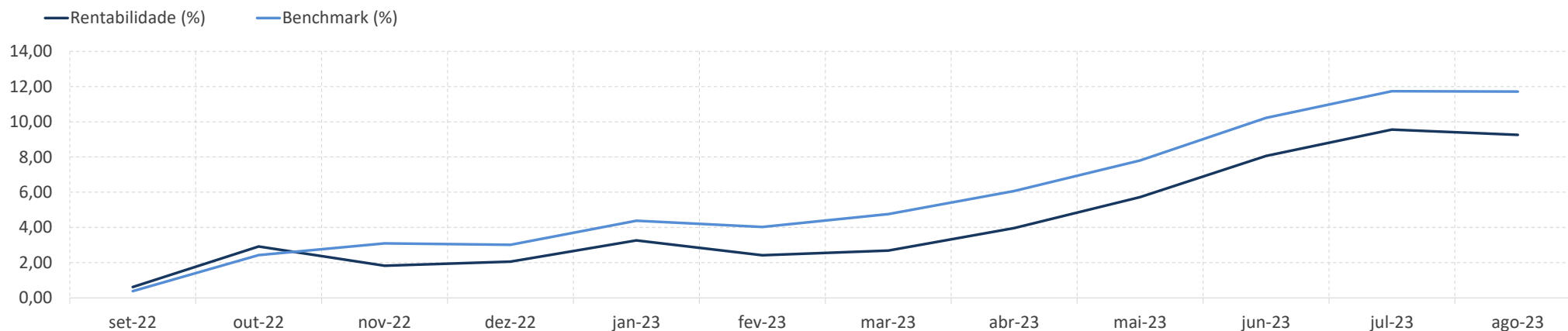


Rentabilidade (%)

	Perfil	Benchmark	IPCA	CDI	Ibovespa	Dólar
12 Meses	10,06	12,27	4,58	13,55	13,76	-4,96
24 Meses	18,76	19,75	13,70	25,17	20,07	-4,30
36 Meses	27,58	26,05	24,71	28,57	23,99	-10,04
60 Meses	49,02	41,67	31,50	41,25	68,87	22,93
No Ano	7,10	8,40	3,20	8,86	11,84	-5,67
No Mês	0,66	0,66	0,20	1,14	-0,38	3,80

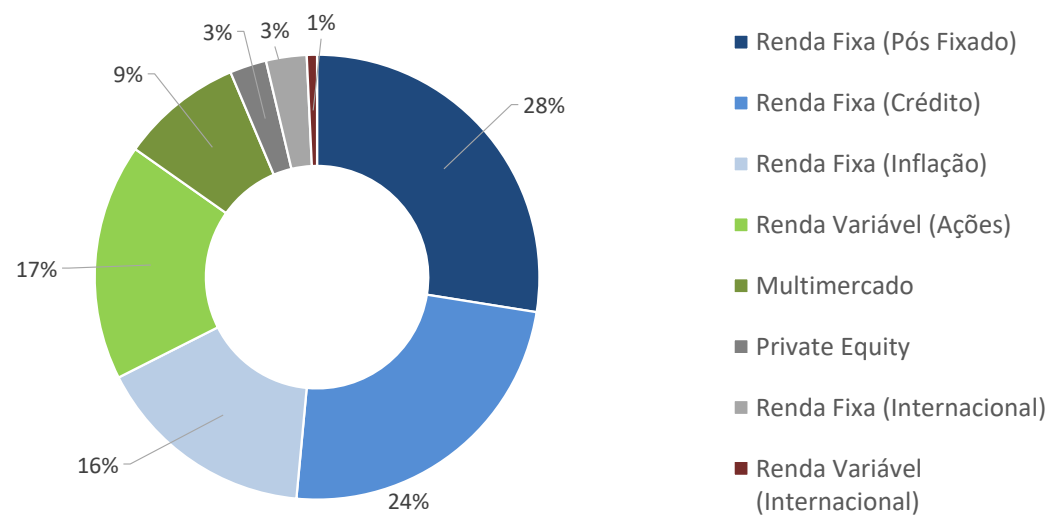


Plano CD - Moderado

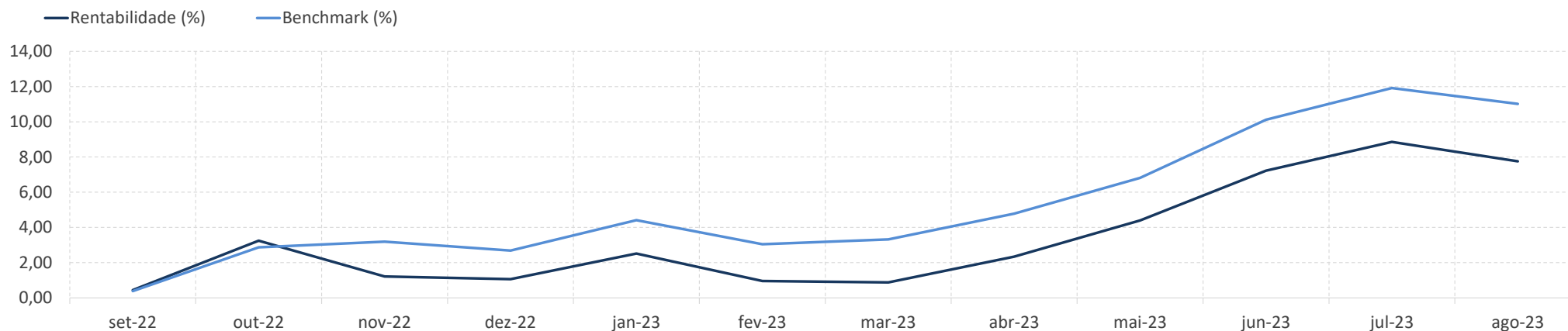


Rentabilidade (%)

	Perfil	Benchmark	IPCA	CDI	Ibovespa	Dólar
12 Meses	9,26	11,72	4,58	13,55	13,76	-4,96
24 Meses	15,78	16,31	13,70	25,17	20,07	-4,30
36 Meses	26,41	25,23	24,71	28,57	23,99	-10,04
60 Meses	55,02	42,51	31,50	41,25	68,87	22,93
No Ano	7,05	8,45	3,20	8,86	11,84	-5,67
No Mês	-0,28	-0,02	0,20	1,14	-0,38	3,80



Plano CD - Agressivo



Rentabilidade (%)

	Perfil	Benchmark	IPCA	CDI	Ibovespa	Dólar
12 Meses	7,76	11,02	4,58	13,55	13,76	-4,96
24 Meses	11,77	13,49	13,70	25,17	20,07	-4,30
36 Meses	24,14	24,90	24,71	28,57	23,99	-10,04
60 Meses	58,80	43,76	31,50	41,25	68,87	22,93
No Ano	6,62	8,12	3,20	8,86	11,84	-5,67
No Mês	-1,01	-0,80	0,20	1,14	-0,38	3,80

