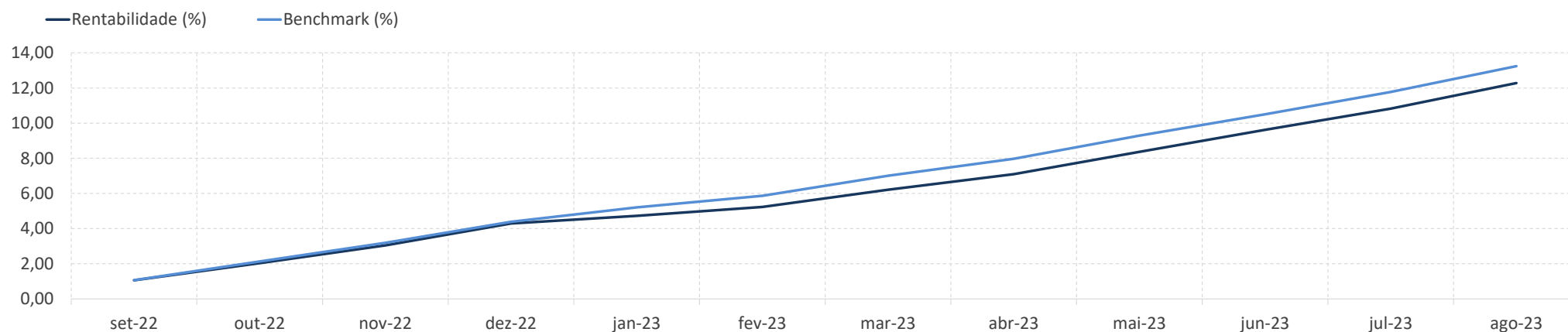
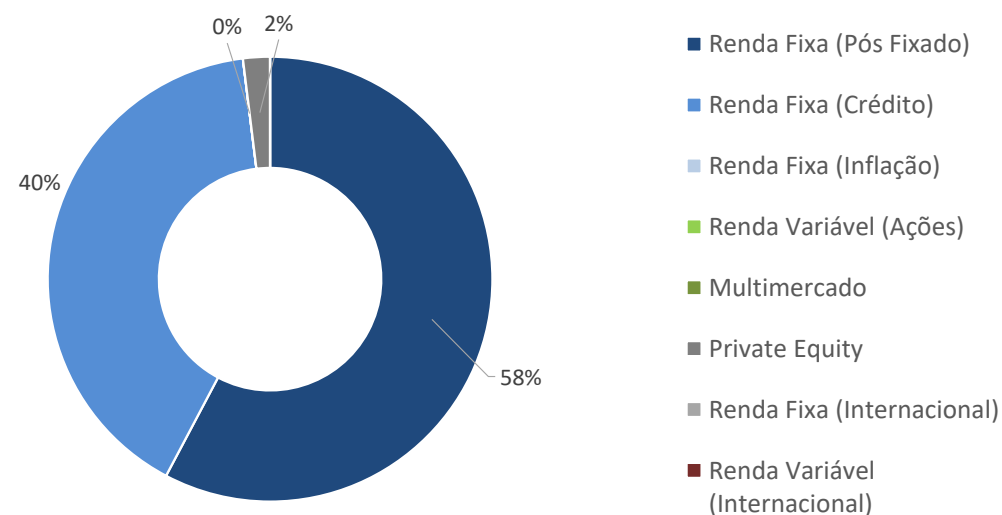


Plano CV - Super Conservador

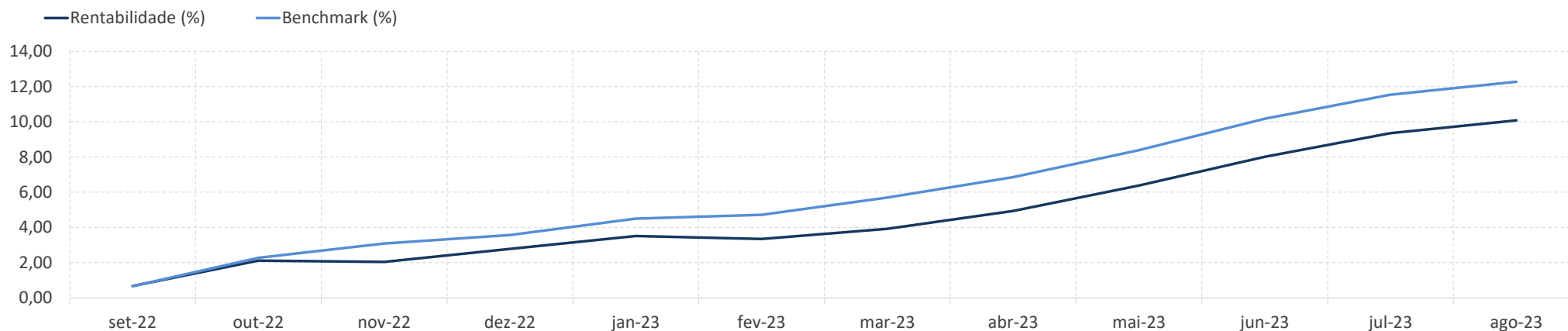


Rentabilidade (%)

	Perfil	Benchmark	IPCA	CDI	Ibovespa	Dólar
12 Meses	12,28	13,24	4,58	13,55	13,76	-4,96
24 Meses	25,73	25,14	13,70	25,17	20,07	-4,30
36 Meses	29,21	28,52	24,71	28,57	23,99	-10,04
60 Meses	42,21	41,88	31,50	41,25	68,87	22,93
No Ano	7,66	8,48	3,20	8,86	11,84	-5,67
No Mês	1,31	1,31	0,20	1,14	-0,38	3,80

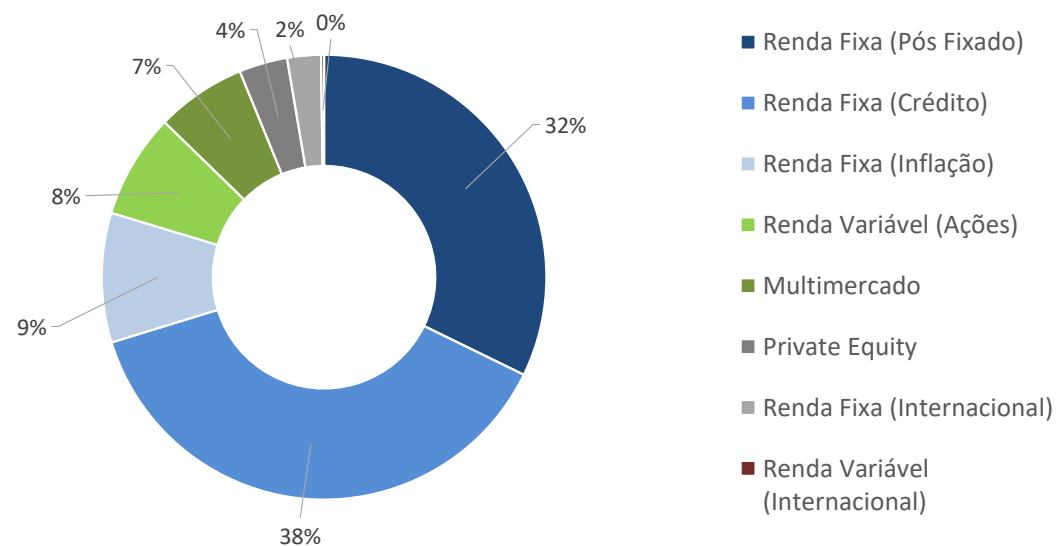


Plano CV - Conservador

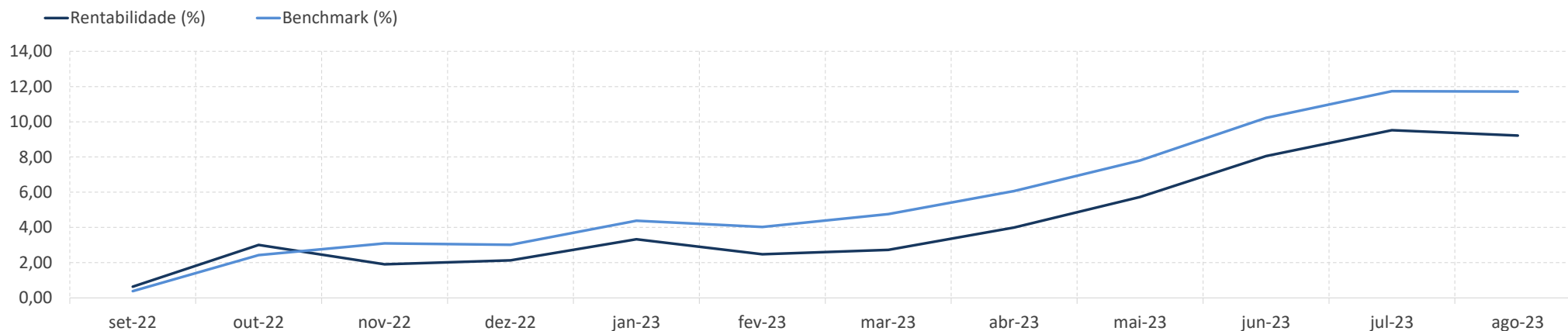


Rentabilidade (%)

	Perfil	Benchmark	IPCA	CDI	Ibovespa	Dólar
12 Meses	10,08	12,27	4,58	13,55	13,76	-4,96
24 Meses	19,80	20,64	13,70	25,17	20,07	-4,30
36 Meses	21,18	24,20	24,71	28,57	23,99	-10,04
60 Meses	48,37	49,54	31,50	41,25	68,87	22,93
No Ano	7,10	8,40	3,20	8,86	11,84	-5,67
No Mês	0,66	0,66	0,20	1,14	-0,38	3,80

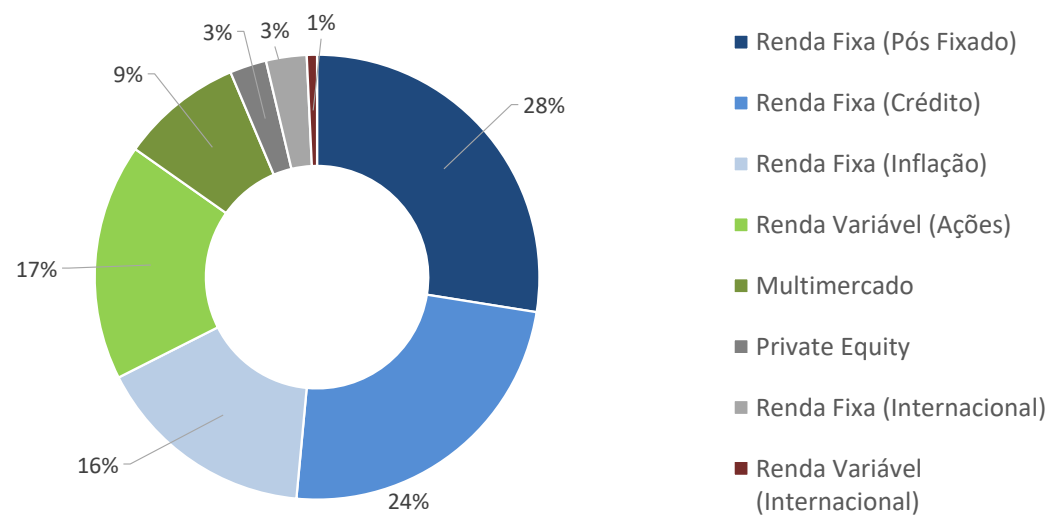


Plano CV - Moderado

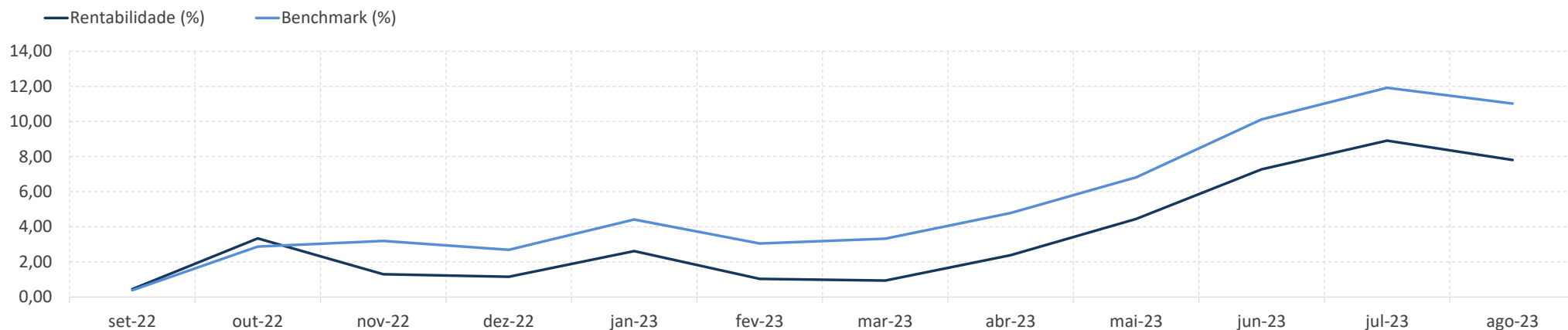


Rentabilidade (%)

	Perfil	Benchmark	IPCA	CDI	Ibovespa	Dólar
12 Meses	9,22	11,72	4,58	13,55	13,76	-4,96
24 Meses	16,35	17,25	13,70	25,17	20,07	-4,30
36 Meses	20,07	24,22	24,71	28,57	23,99	-10,04
60 Meses	50,36	56,22	31,50	41,25	68,87	22,93
No Ano	6,94	8,45	3,20	8,86	11,84	-5,67
No Mês	-0,28	-0,02	0,20	1,14	-0,38	3,80



Plano CV - Agressivo



Rentabilidade (%)

	Perfil	Benchmark	IPCA	CDI	Ibovespa	Dólar
12 Meses	7,80	11,02	4,58	13,55	13,76	-4,96
24 Meses	12,03	13,88	13,70	25,17	20,07	-4,30
36 Meses	18,95	24,27	24,71	28,57	23,99	-10,04
60 Meses	51,02	59,94	31,50	41,25	68,87	22,93
No Ano	6,57	8,12	3,20	8,86	11,84	-5,67
No Mês	-1,01	-0,80	0,20	1,14	-0,38	3,80

