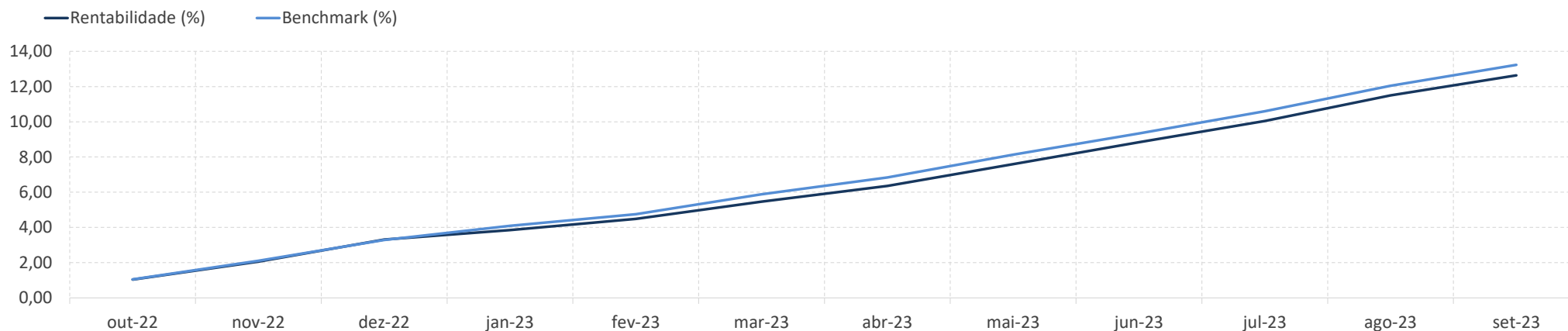
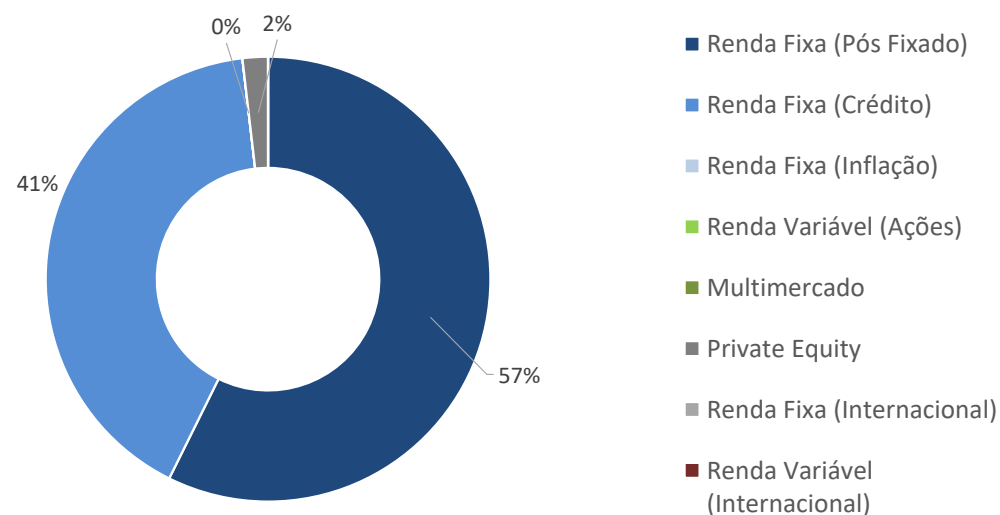


Plano CD - Super Conservador

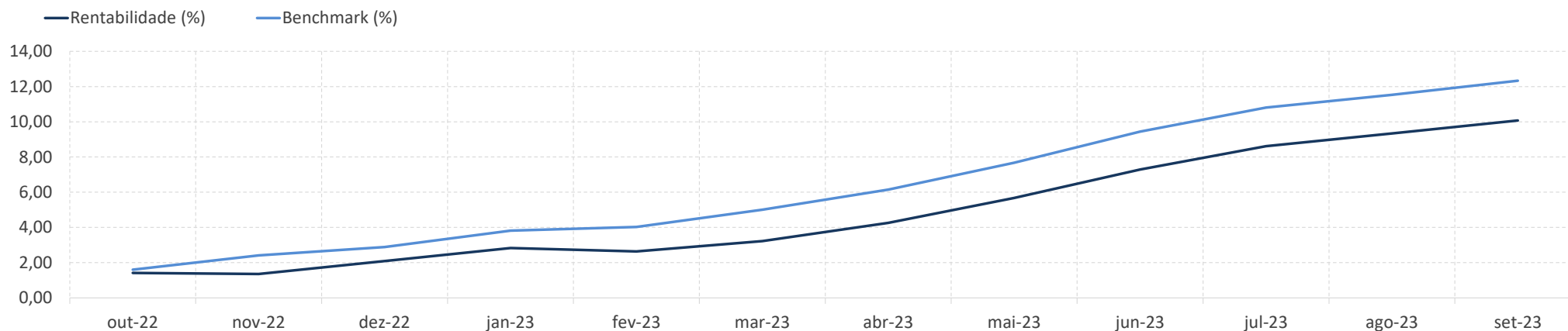


Rentabilidade (%)

	Perfil	Benchmark	IPCA	CDI	Ibovespa	Dólar
12 Meses	12,64	13,23	5,15	13,44	5,93	-7,38
24 Meses	26,40	25,91	12,69	25,83	5,03	-7,94
36 Meses	32,40	29,76	24,24	29,62	23,21	-11,22
60 Meses	46,73	43,52	31,25	41,86	33,33	34,70
No Ano	9,03	9,63	3,47	9,92	6,22	-4,03
No Mês	1,02	1,06	0,26	0,97	0,71	1,74

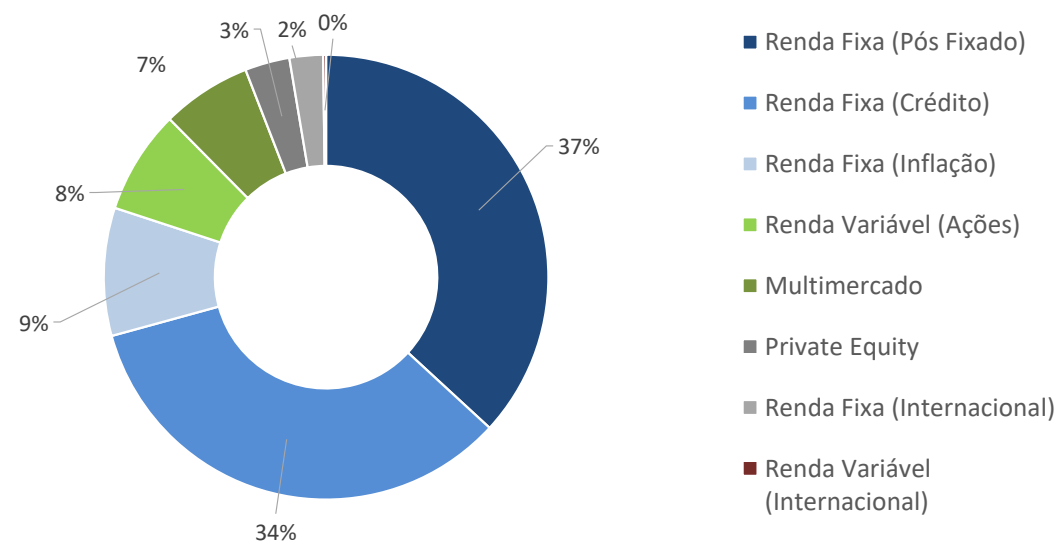


Plano CD - Conservador

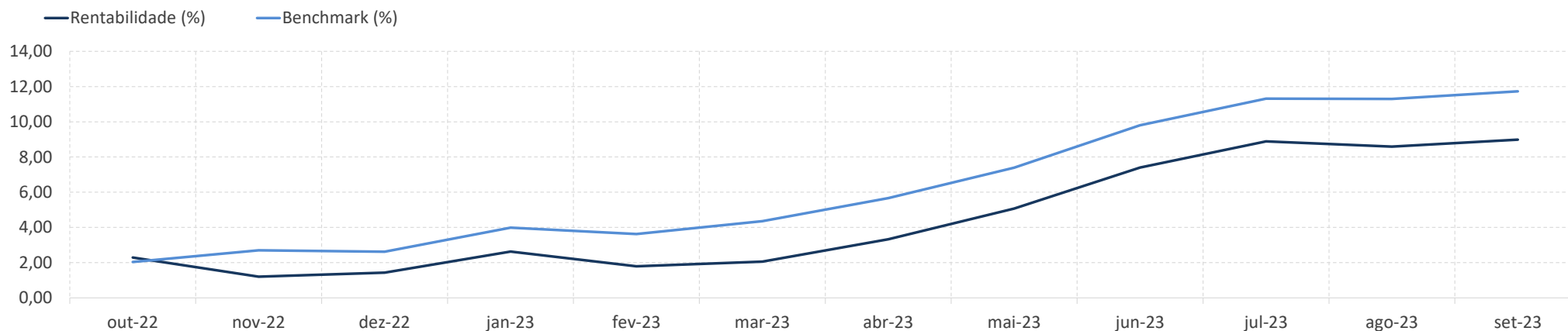


Rentabilidade (%)

	Perfil	Benchmark	IPCA	CDI	Ibovespa	Dólar
12 Meses	10,07	12,33	5,15	13,44	5,93	-7,38
24 Meses	19,26	21,05	12,69	25,83	5,03	-7,94
36 Meses	29,62	27,45	24,24	29,62	23,21	-11,22
60 Meses	49,11	41,95	31,25	41,86	33,33	34,70
No Ano	7,82	9,18	3,47	9,92	6,22	-4,03
No Mês	0,67	0,72	0,26	0,97	0,71	1,74

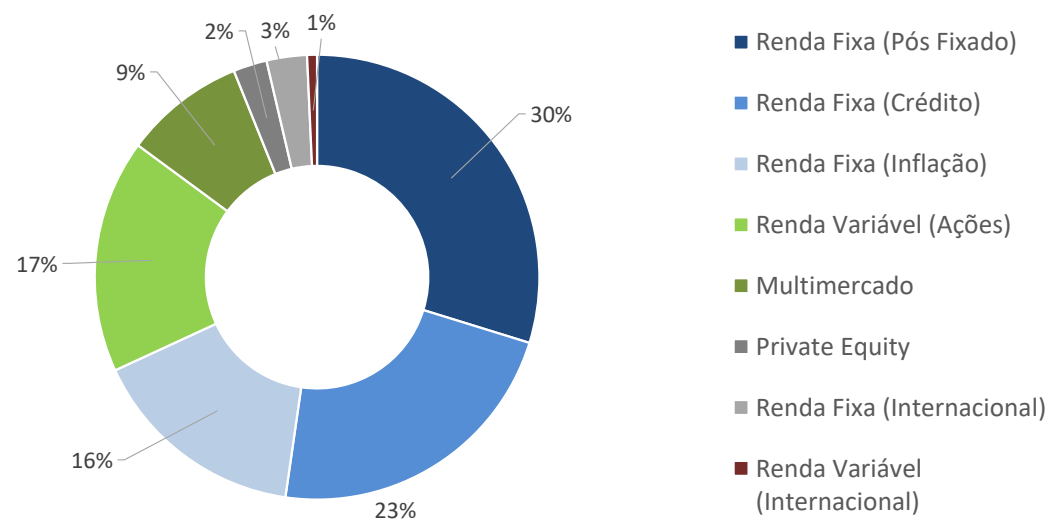


Plano CD - Moderado

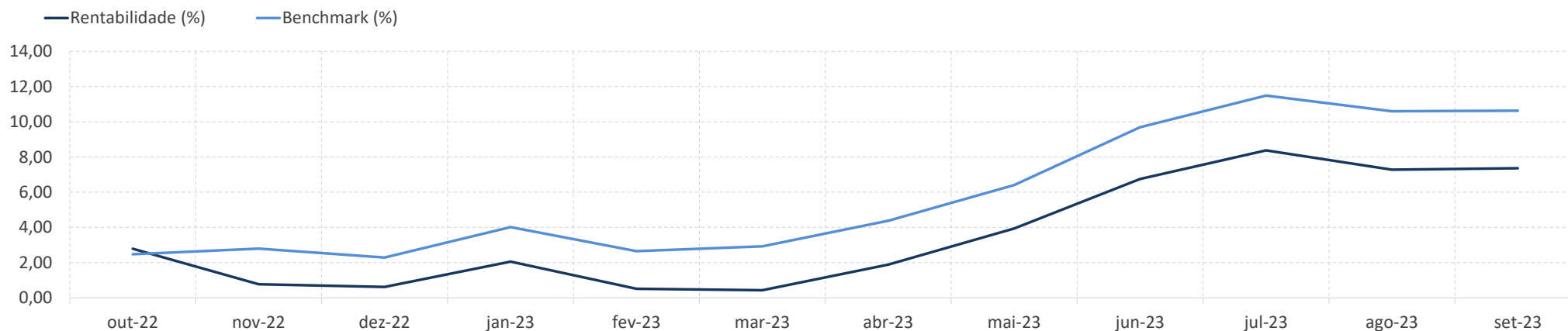


Rentabilidade (%)

	Perfil	Benchmark	IPCA	CDI	Ibovespa	Dólar
12 Meses	8,99	11,73	5,15	13,44	5,93	-7,38
24 Meses	16,24	17,78	12,69	25,83	5,03	-7,94
36 Meses	28,43	26,94	24,24	29,62	23,21	-11,22
60 Meses	54,47	42,30	31,25	41,86	33,33	34,70
No Ano	7,44	8,88	3,47	9,92	6,22	-4,03
No Mês	0,37	0,39	0,26	0,97	0,71	1,74



Plano CD - Agressivo



Rentabilidade (%)

	Perfil	Benchmark	IPCA	CDI	Ibovespa	Dólar
12 Meses	7,36	10,63	5,15	13,44	5,93	-7,38
24 Meses	12,41	15,36	12,69	25,83	5,03	-7,94
36 Meses	25,98	26,88	24,24	29,62	23,21	-11,22
60 Meses	57,58	43,00	31,25	41,86	33,33	34,70
No Ano	6,70	8,15	3,47	9,92	6,22	-4,03
No Mês	0,08	0,03	0,26	0,97	0,71	1,74

