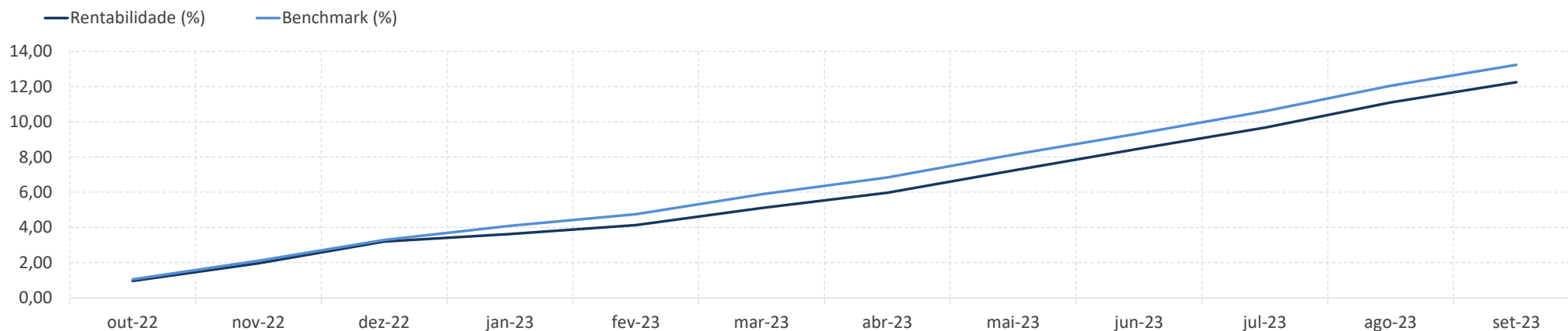
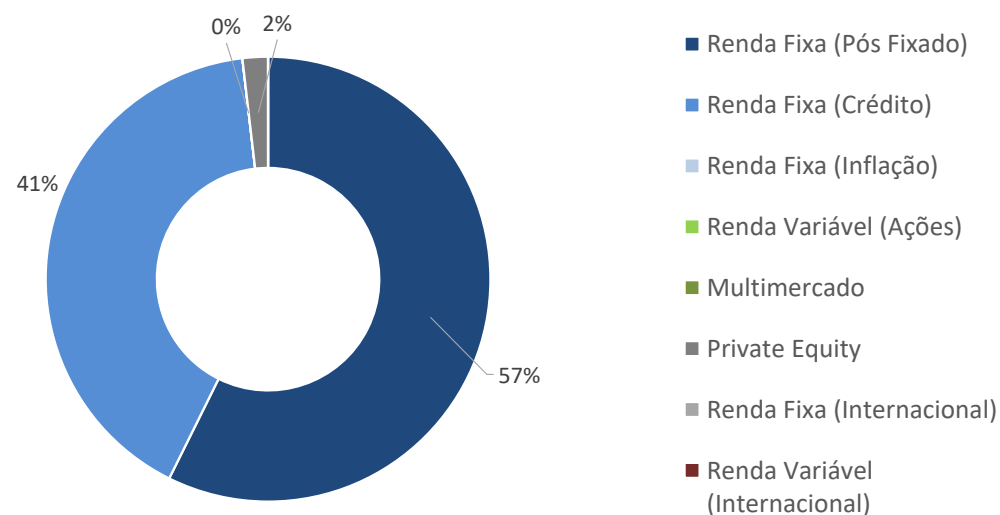


Plano CV - Super Conservador

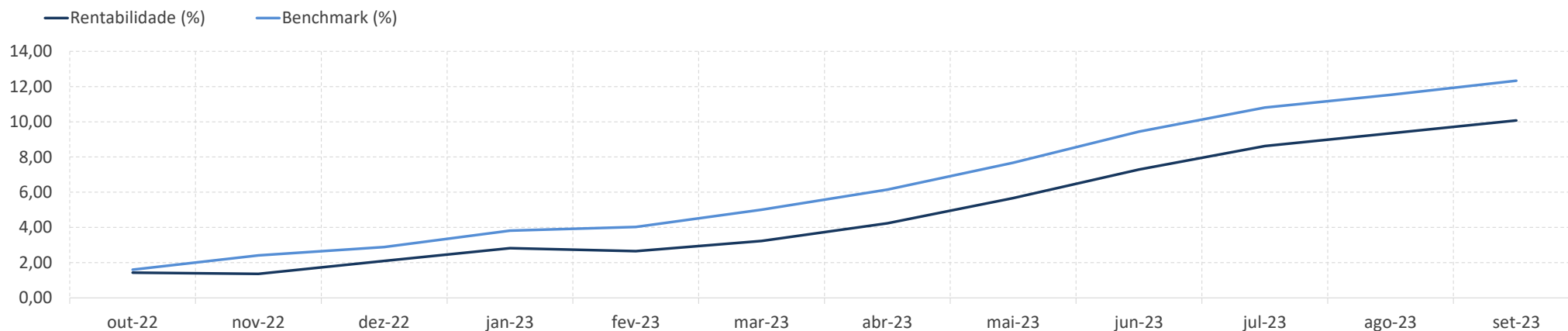


Rentabilidade (%)

	Perfil	Benchmark	IPCA	CDI	Ibovespa	Dólar
12 Meses	12,25	13,23	5,15	13,44	5,93	-7,38
24 Meses	26,43	25,91	12,69	25,83	5,03	-7,94
36 Meses	30,42	29,68	24,24	29,62	23,21	-11,22
60 Meses	43,01	42,72	31,25	41,86	33,33	34,70
No Ano	8,77	9,63	3,47	9,92	6,22	-4,03
No Mês	1,03	1,06	0,26	0,97	0,71	1,74

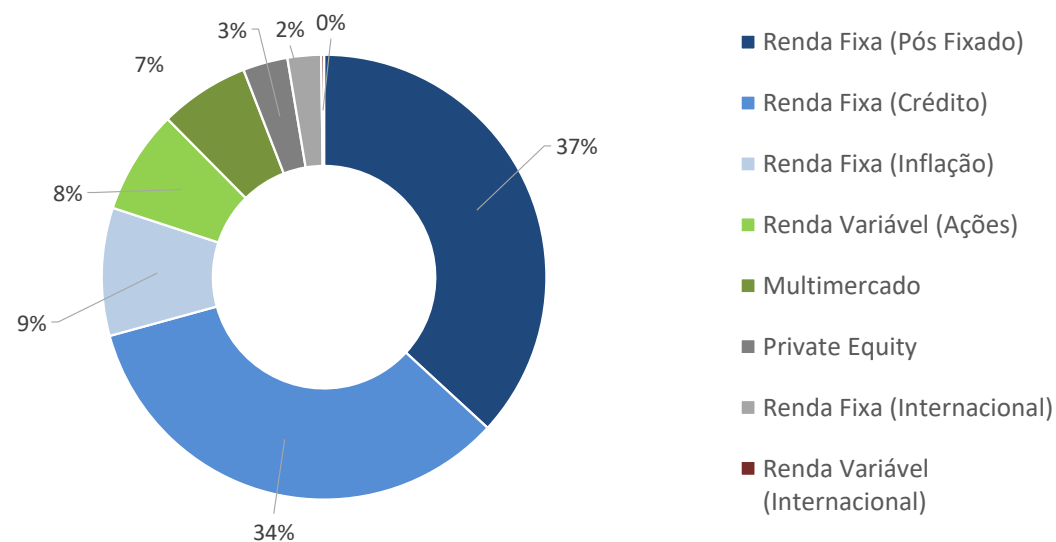


Plano CV - Conservador

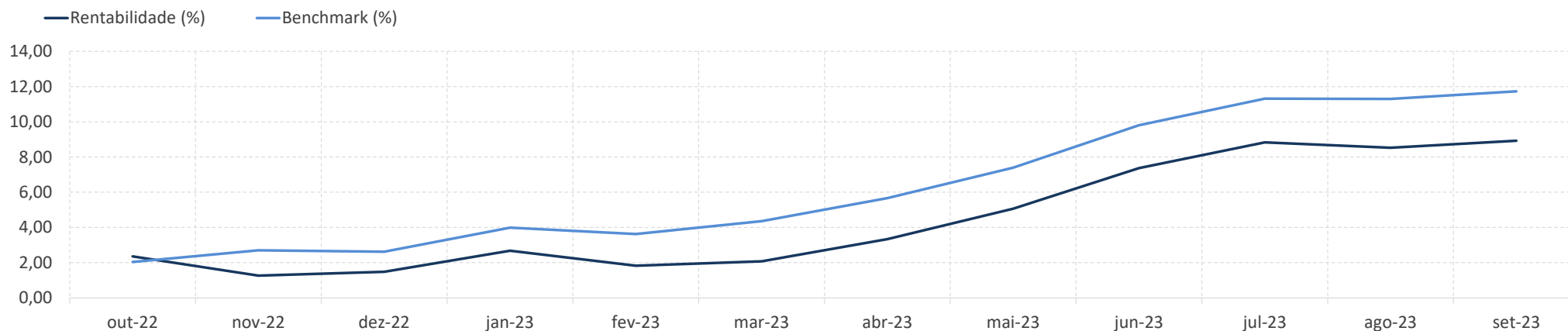


Rentabilidade (%)

	Perfil	Benchmark	IPCA	CDI	Ibovespa	Dólar
12 Meses	10,08	12,33	5,15	13,44	5,93	-7,38
24 Meses	20,52	21,42	12,69	25,83	5,03	-7,94
36 Meses	22,70	25,71	24,24	29,62	23,21	-11,22
60 Meses	48,58	49,88	31,25	41,86	33,33	34,70
No Ano	7,82	9,18	3,47	9,92	6,22	-4,03
No Mês	0,67	0,72	0,26	0,97	0,71	1,74

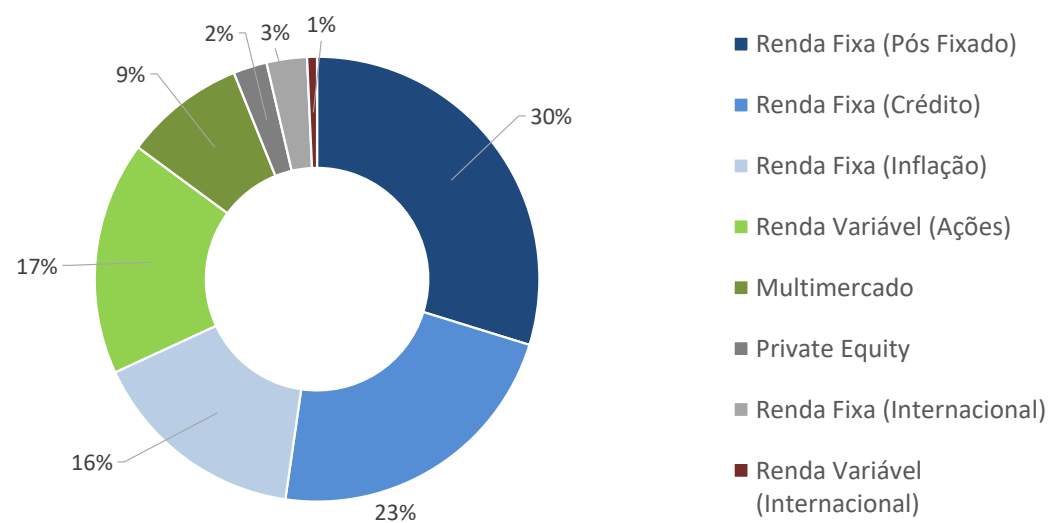


Plano CV - Moderado

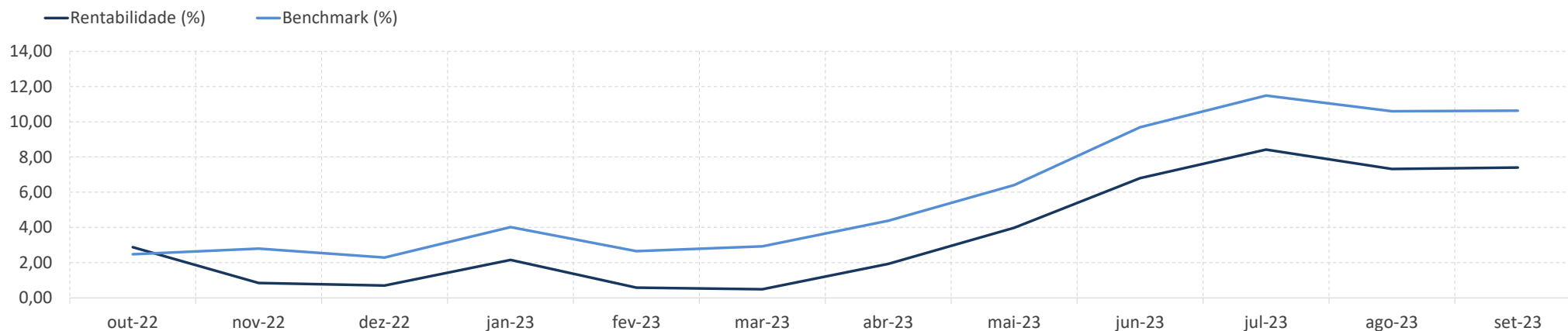


Rentabilidade (%)

	Perfil	Benchmark	IPCA	CDI	Ibovespa	Dólar
12 Meses	8,92	11,73	5,15	13,44	5,93	-7,38
24 Meses	17,69	18,34	12,69	25,83	5,03	-7,94
36 Meses	21,81	25,92	24,24	29,62	23,21	-11,22
60 Meses	49,85	55,60	31,25	41,86	33,33	34,70
No Ano	7,33	8,88	3,47	9,92	6,22	-4,03
No Mês	0,37	0,39	0,26	0,97	0,71	1,74



Plano CV - Agressivo



Rentabilidade (%)

	Perfil	Benchmark	IPCA	CDI	Ibovespa	Dólar
12 Meses	7,40	10,63	5,15	13,44	5,93	-7,38
24 Meses	14,13	15,67	12,69	25,83	5,03	-7,94
36 Meses	21,11	26,31	24,24	29,62	23,21	-11,22
60 Meses	49,77	58,27	31,25	41,86	33,33	34,70
No Ano	6,65	8,15	3,47	9,92	6,22	-4,03
No Mês	0,08	0,03	0,26	0,97	0,71	1,74

