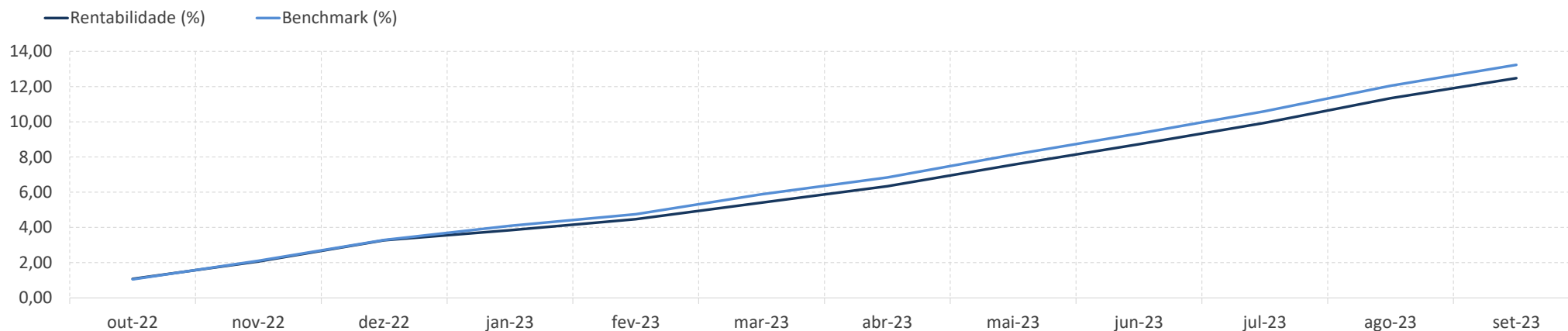
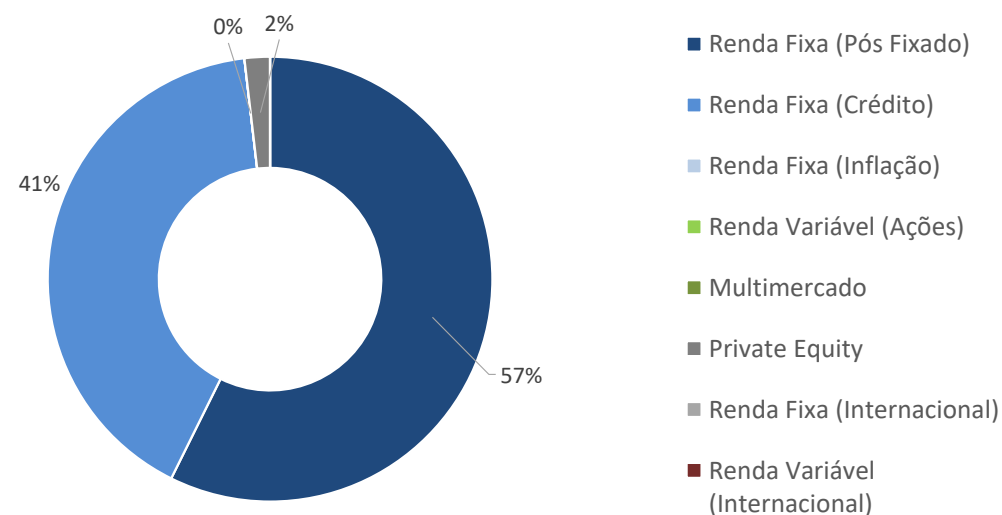


Previleve - Super Conservador

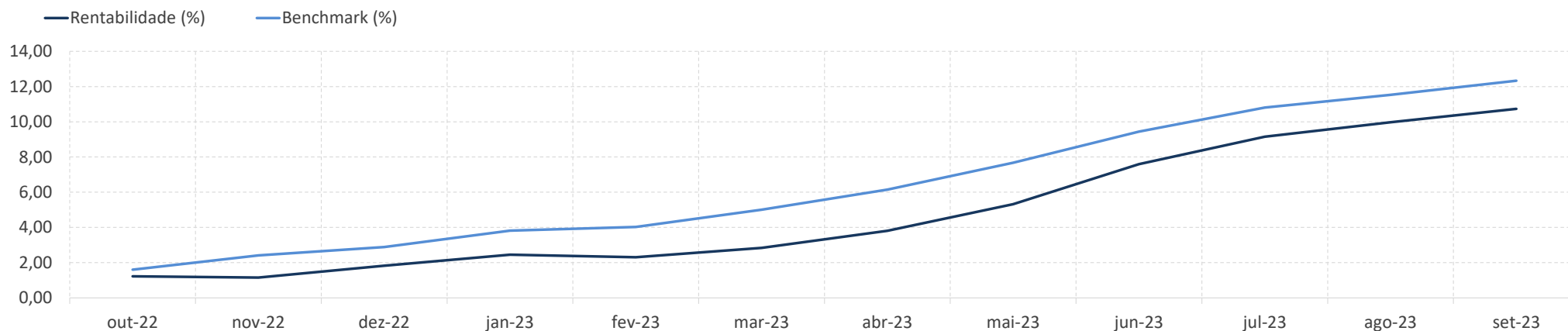


Rentabilidade (%)

	Perfil	Benchmark	IPCA	CDI	Ibovespa	Dólar
12 Meses	12,48	13,23	5,15	13,44	5,93	-7,38
24 Meses	25,46	25,91	12,69	25,83	5,03	-7,94
36 Meses	31,85	29,76	24,24	29,62	23,21	-11,22
60 Meses		43,52	31,25	41,86	33,33	34,70
No Ano	8,91	9,63	3,47	9,92	6,22	-4,03
No Mês	1,03	1,06	0,26	0,97	0,71	1,74

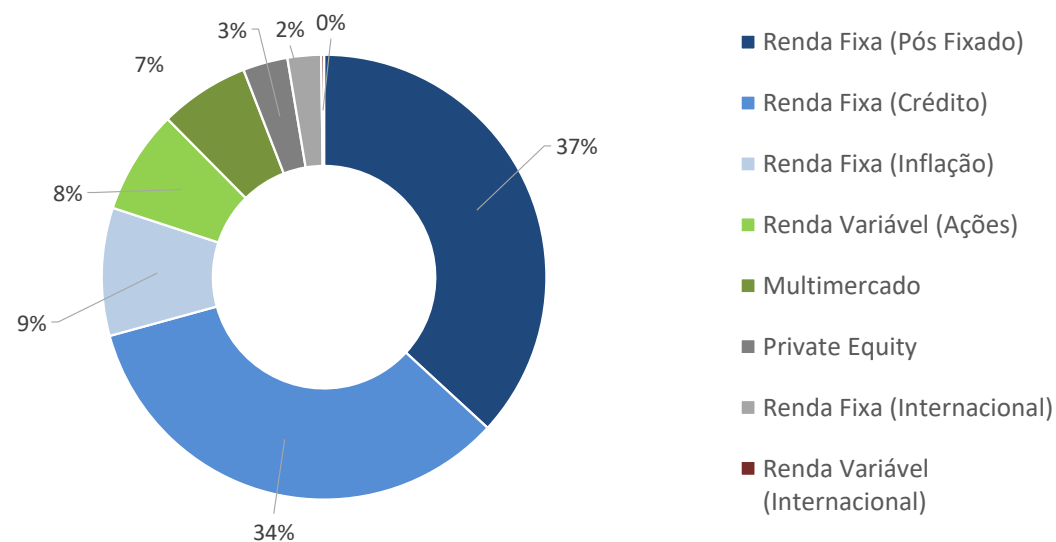


Previleve - Conservador

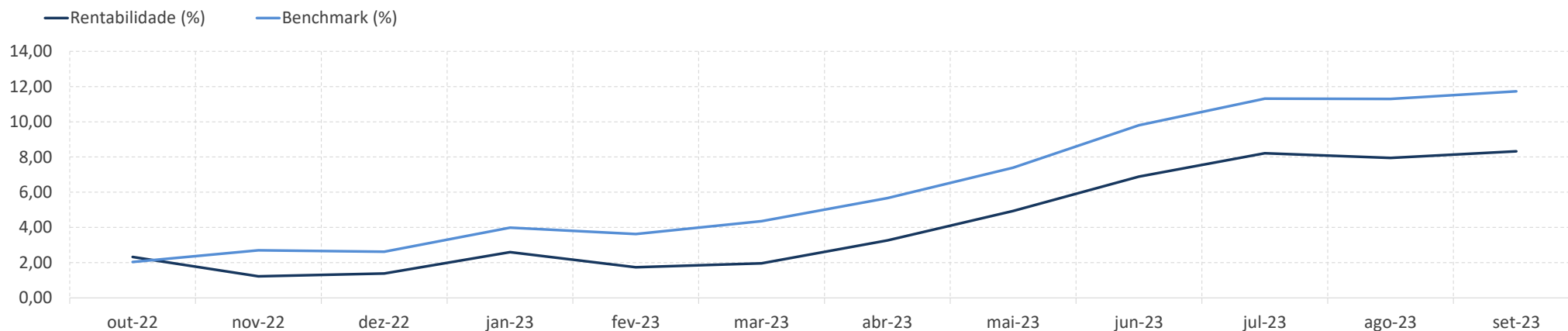


Rentabilidade (%)

	Perfil	Benchmark	IPCA	CDI	Ibovespa	Dólar
12 Meses	10,74	12,33	5,15	13,44	5,93	-7,38
24 Meses	19,34	21,05	12,69	25,83	5,03	-7,94
36 Meses	29,50	27,45	24,24	29,62	23,21	-11,22
60 Meses		41,95	31,25	41,86	33,33	34,70
No Ano	8,75	9,18	3,47	9,92	6,22	-4,03
No Mês	0,69	0,72	0,26	0,97	0,71	1,74

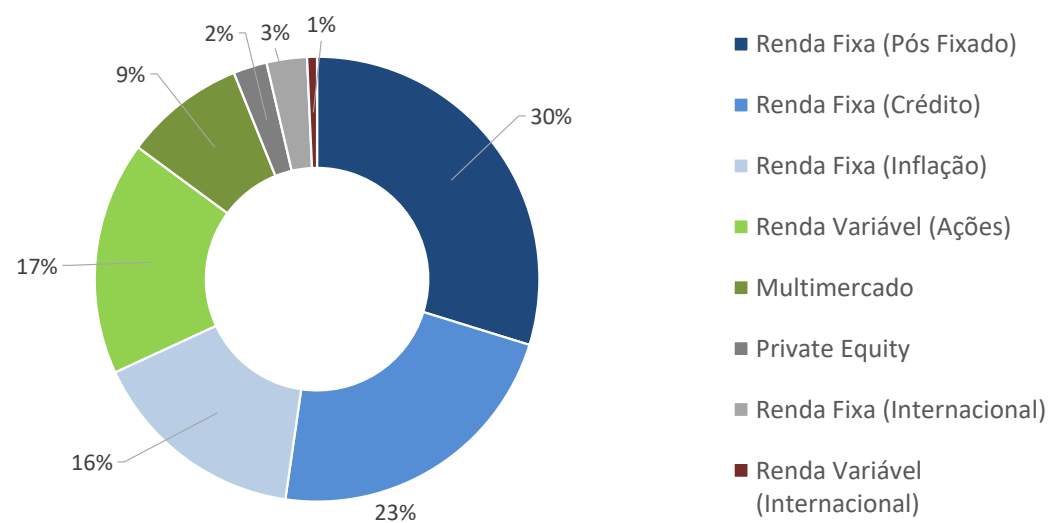


Previleve - Moderado

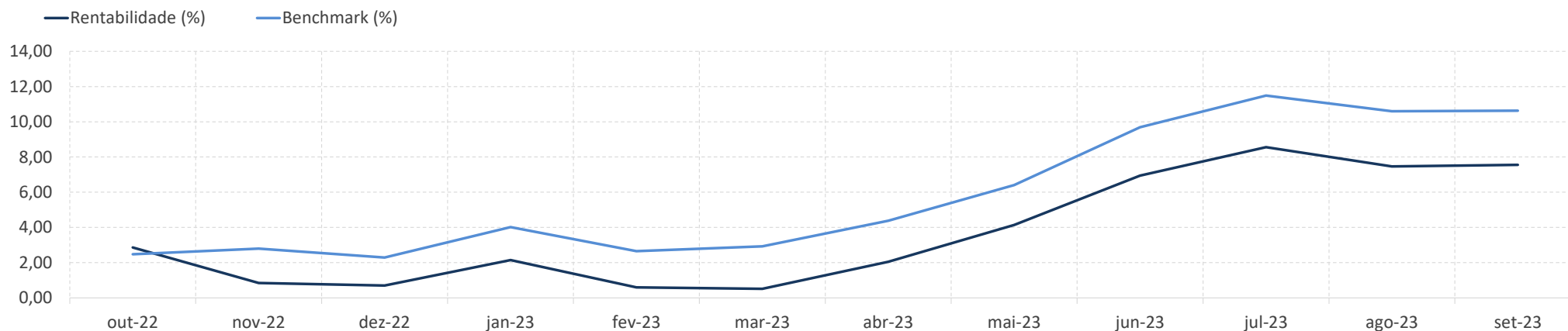


Rentabilidade (%)

	Perfil	Benchmark	IPCA	CDI	Ibovespa	Dólar
12 Meses	8,32	11,73	5,15	13,44	5,93	-7,38
24 Meses	16,07	17,78	12,69	25,83	5,03	-7,94
36 Meses	28,99	26,94	24,24	29,62	23,21	-11,22
60 Meses		42,30	31,25	41,86	33,33	34,70
No Ano	6,85	8,88	3,47	9,92	6,22	-4,03
No Mês	0,35	0,39	0,26	0,97	0,71	1,74



Previleve - Agressivo



Rentabilidade (%)

	Perfil	Benchmark	IPCA	CDI	Ibovespa	Dólar
12 Meses	7,55	10,63	5,15	13,44	5,93	-7,38
24 Meses	13,04	15,36	12,69	25,83	5,03	-7,94
36 Meses	26,23	26,88	24,24	29,62	23,21	-11,22
60 Meses		43,00	31,25	41,86	33,33	34,70
No Ano	6,80	8,15	3,47	9,92	6,22	-4,03
No Mês	0,08	0,03	0,26	0,97	0,71	1,74

