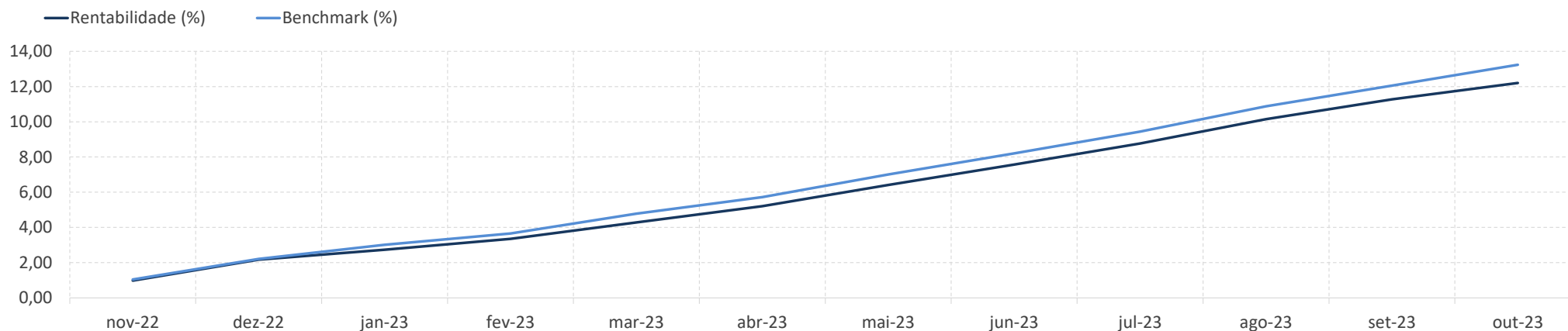
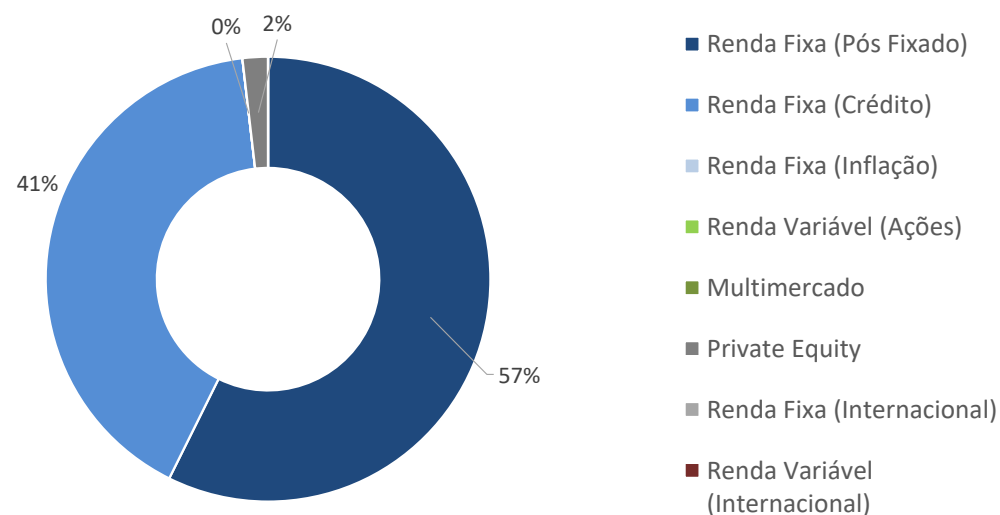


Previleve - Super Conservador

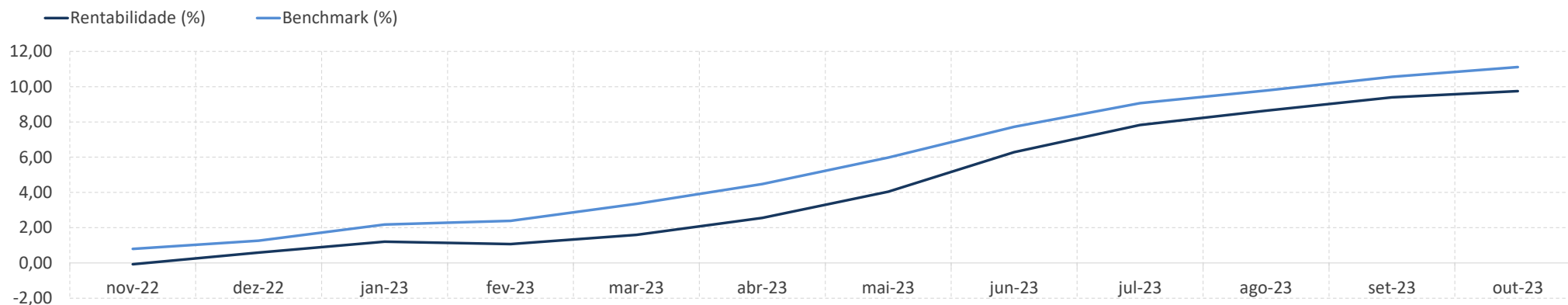


Rentabilidade (%)

	Perfil	Benchmark	IPCA	CDI	Ibovespa	Dólar
12 Meses	12,20	13,24	4,79	13,41	-2,49	-3,79
24 Meses	26,04	26,63	11,57	26,47	9,32	-10,38
36 Meses	32,71	30,90	23,47	30,71	20,43	-12,38
60 Meses		44,21	31,84	42,57	26,41	30,91
No Ano	9,82	10,79	3,72	11,02	3,11	-3,07
No Mês	0,83	1,06	0,24	1,00	-2,94	1,00

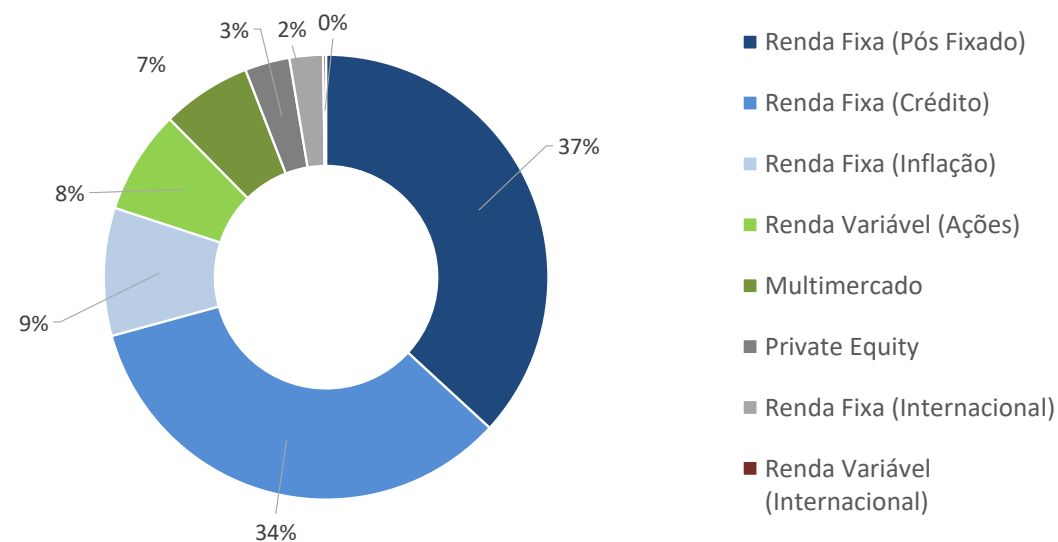


Previleve - Conservador

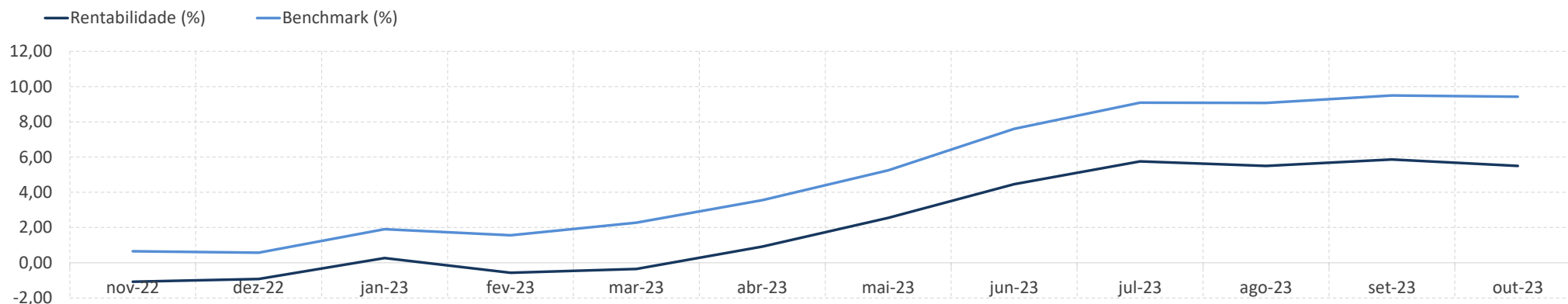


Rentabilidade (%)

	Perfil	Benchmark	IPCA	CDI	Ibovespa	Dólar
12 Meses	9,75	11,11	4,79	13,41	-2,49	-3,79
24 Meses	20,35	21,83	11,57	26,47	9,32	-10,38
36 Meses	30,05	27,92	23,47	30,71	20,43	-12,38
60 Meses		41,81	31,84	42,57	26,41	30,91
No Ano	9,10	9,72	3,72	11,02	3,11	-3,07
No Mês	0,32	0,50	0,24	1,00	-2,94	1,00

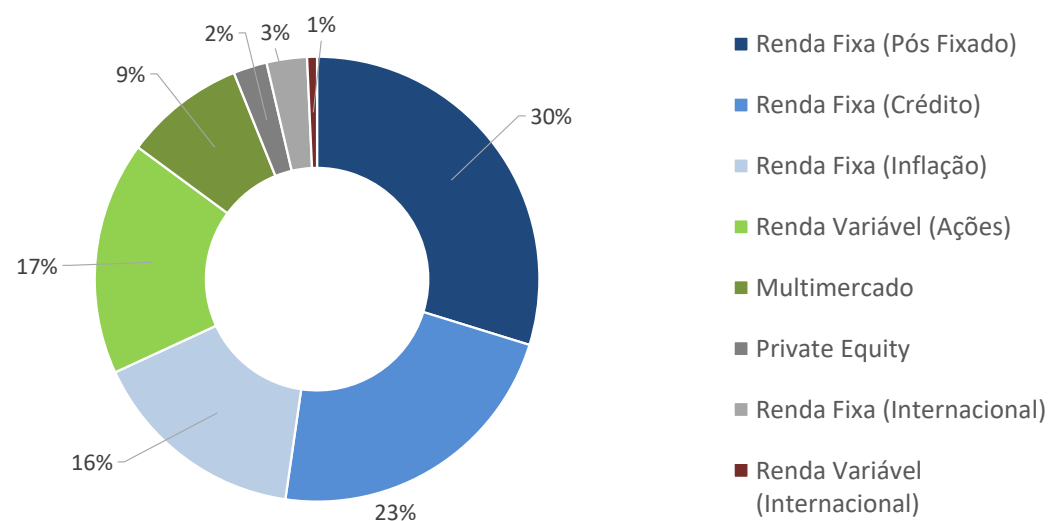


Previleve - Moderado

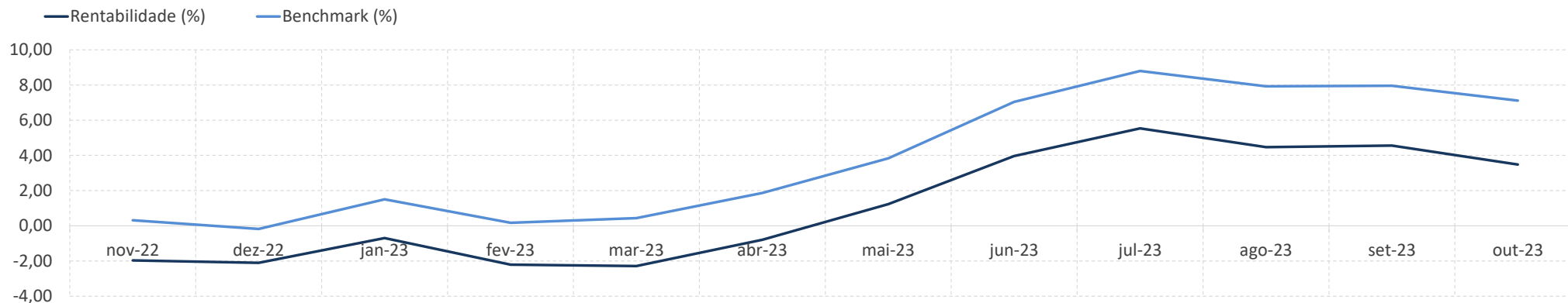


Rentabilidade (%)

	Perfil	Benchmark	IPCA	CDI	Ibovespa	Dólar
12 Meses	5,49	9,43	4,79	13,41	-2,49	-3,79
24 Meses	16,95	18,31	11,57	26,47	9,32	-10,38
36 Meses	28,64	26,80	23,47	30,71	20,43	-12,38
60 Meses		41,32	31,84	42,57	26,41	30,91
No Ano	6,48	8,80	3,72	11,02	3,11	-3,07
No Mês	-0,35	-0,07	0,24	1,00	-2,94	1,00



Previleve - Agressivo



Rentabilidade (%)

	Perfil	Benchmark	IPCA	CDI	Ibovespa	Dólar
12 Meses	3,48	7,11	4,79	13,41	-2,49	-3,79
24 Meses	14,21	15,83	11,57	26,47	9,32	-10,38
36 Meses	25,04	25,91	23,47	30,71	20,43	-12,38
60 Meses		40,96	31,84	42,57	26,41	30,91
No Ano	5,70	7,31	3,72	11,02	3,11	-3,07
No Mês	-1,03	-0,78	0,24	1,00	-2,94	1,00

