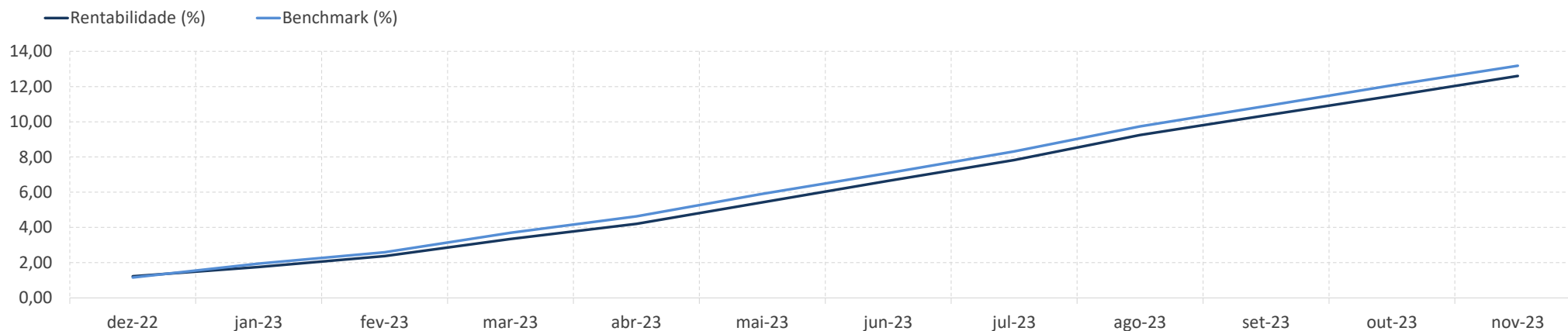
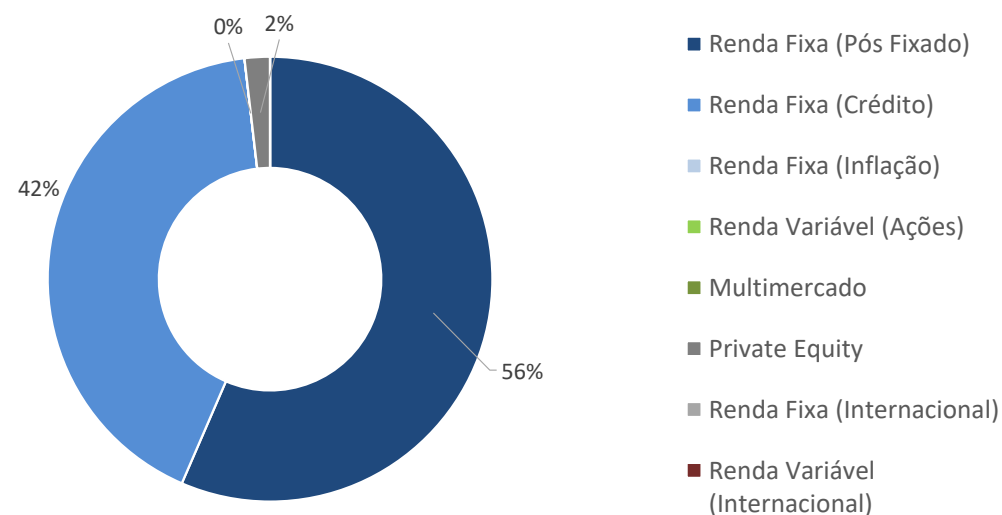


Plano CD - Super Conservador

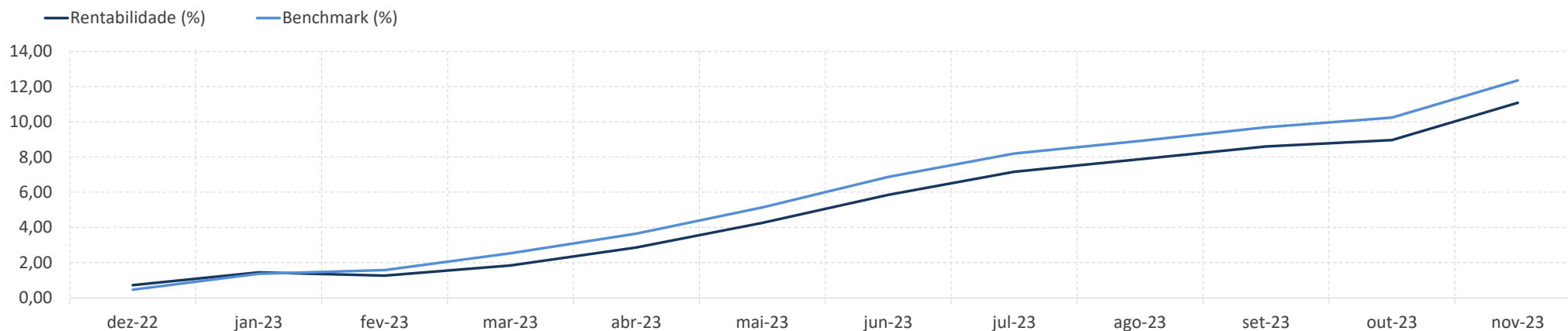


Rentabilidade (%)

	Perfil	Benchmark	CDI	IPCA	Ibovespa	Dólar
No Mês	1,02	0,99	0,92	0,30	12,54	-2,41
No Ano	11,24	11,89	12,04	4,03	16,04	-5,41
12 Meses	12,60	13,18	13,30	4,67	13,20	-6,77
24 Meses	27,81	27,14	26,89	10,85	24,94	-12,18
36 Meses	34,52	31,98	31,71	22,75	16,93	-7,43
60 Meses	47,23	44,89	43,20	32,04	44,88	27,37

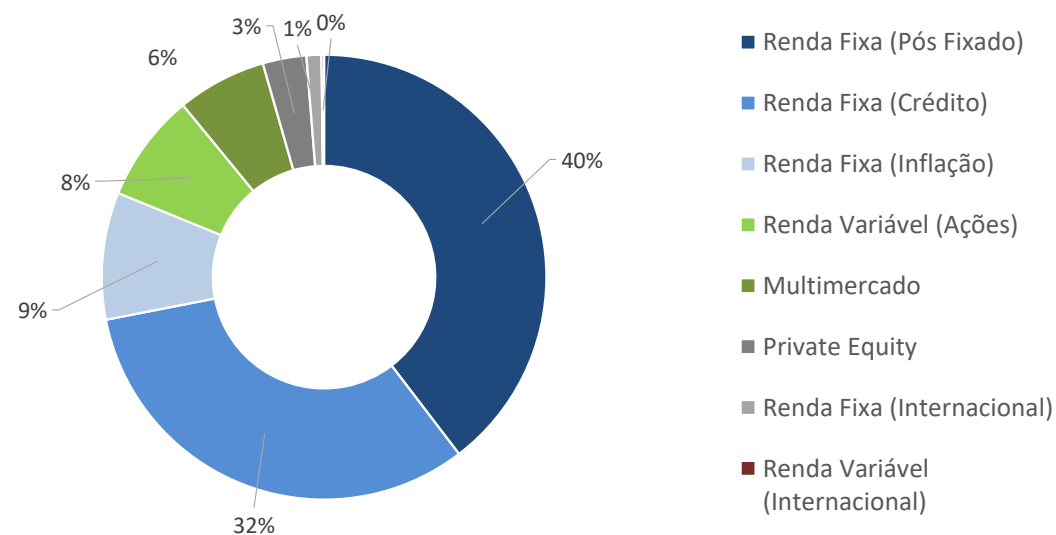


Plano CD - Conservador

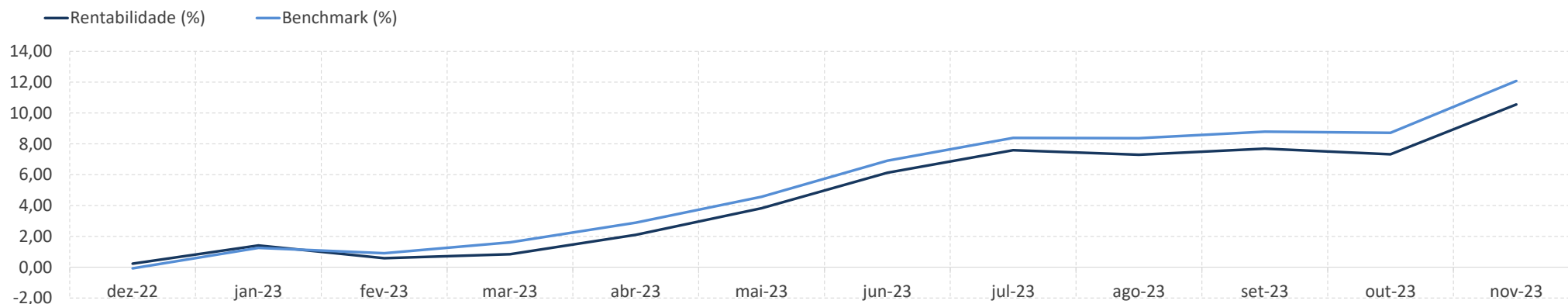


Rentabilidade (%)

	Perfil	Benchmark	CDI	IPCA	Ibovespa	Dólar
No Mês	1,94	1,92	0,92	0,30	12,54	-2,41
No Ano	10,28	11,83	12,04	4,03	16,04	-5,41
12 Meses	11,08	12,35	13,30	4,67	13,20	-6,77
24 Meses	22,63	23,75	26,89	10,85	24,94	-12,18
36 Meses	29,63	27,99	31,71	22,75	16,93	-7,43
60 Meses	47,24	43,75	43,20	32,04	44,88	27,37

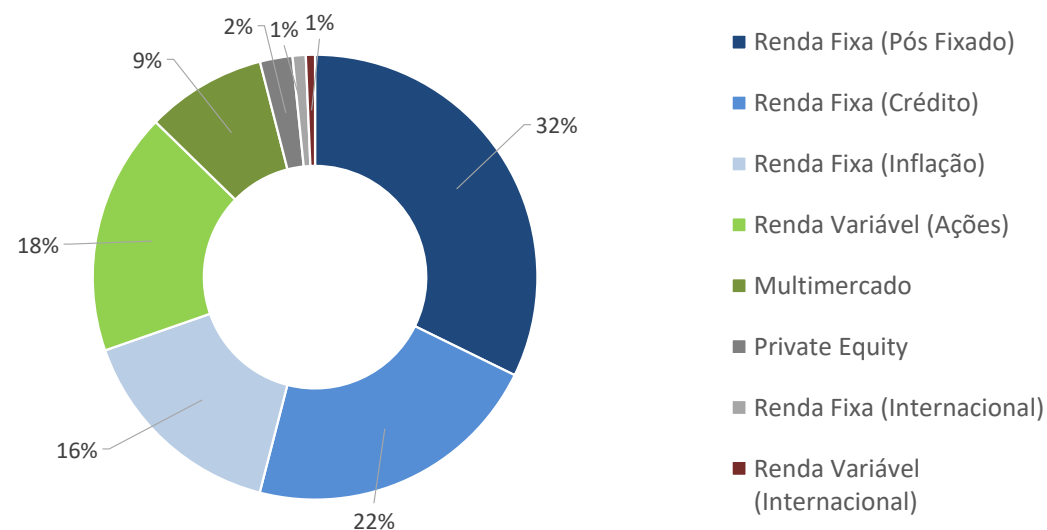


Plano CD - Moderado

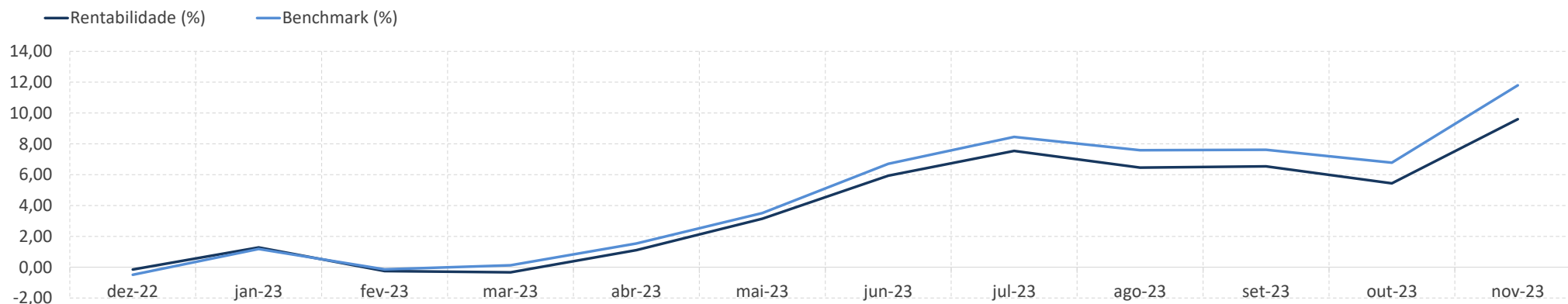


Rentabilidade (%)

	Perfil	Benchmark	CDI	IPCA	Ibovespa	Dólar
No Mês	3,01	3,09	0,92	0,30	12,54	-2,41
No Ano	10,31	12,17	12,04	4,03	16,04	-5,41
12 Meses	10,56	12,08	13,30	4,67	13,20	-6,77
24 Meses	21,04	21,71	26,89	10,85	24,94	-12,18
36 Meses	28,24	26,22	31,71	22,75	16,93	-7,43
60 Meses	50,32	44,87	43,20	32,04	44,88	27,37



Plano CD - Agressivo



Rentabilidade (%)

	Perfil	Benchmark	CDI	IPCA	Ibovespa	Dólar
No Mês	3,95	4,70	0,92	0,30	12,54	-2,41
No Ano	9,77	12,35	12,04	4,03	16,04	-5,41
12 Meses	9,60	11,80	13,30	4,67	13,20	-6,77
24 Meses	19,14	21,30	26,89	10,85	24,94	-12,18
36 Meses	25,49	25,26	31,71	22,75	16,93	-7,43
60 Meses	51,01	46,72	43,20	32,04	44,88	27,37

