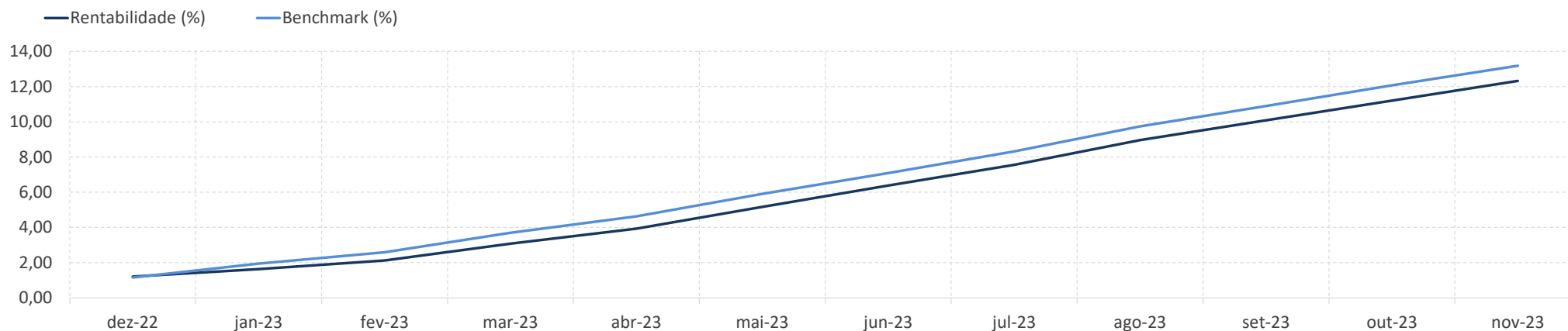
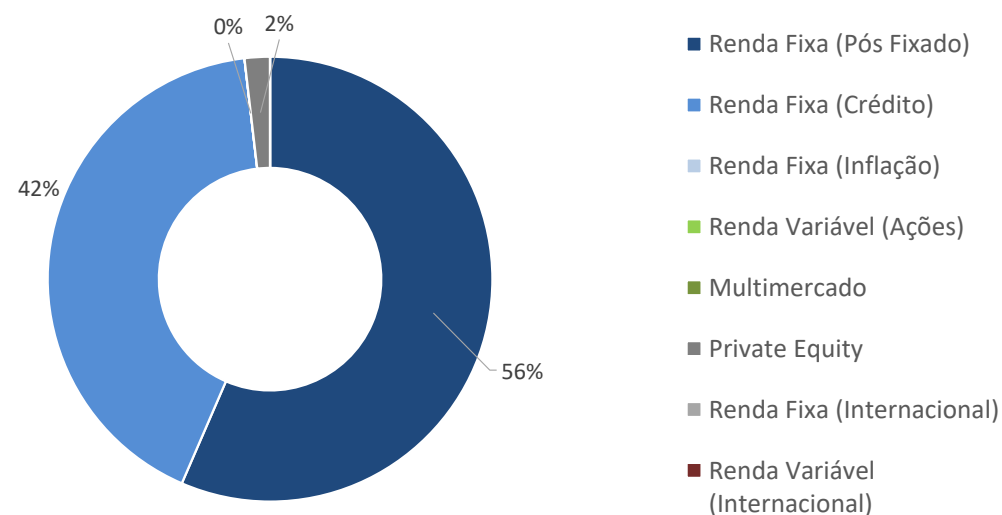


# Plano CV - Super Conservador

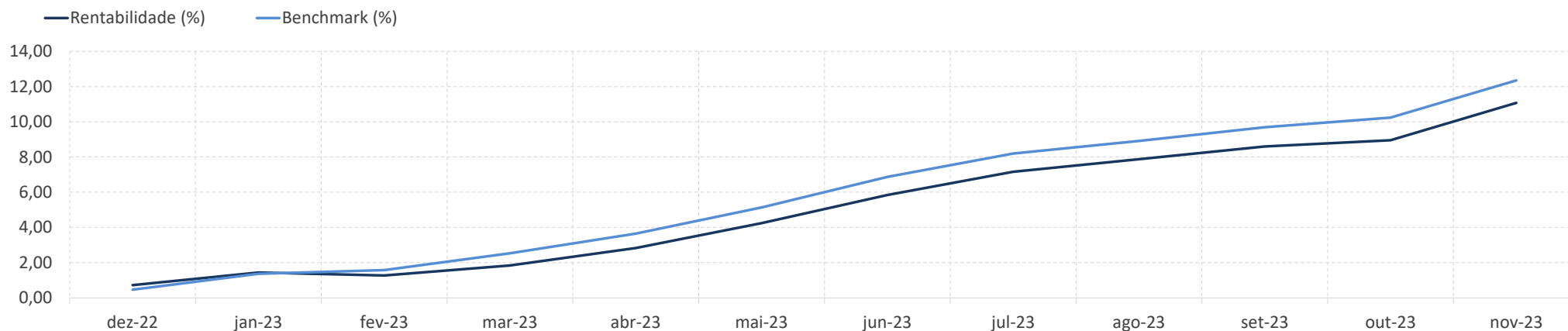


Rentabilidade (%)

	Perfil	Benchmark	CDI	IPCA	Ibovespa	Dólar
No Mês	1,01	0,99	0,92	0,30	12,54	-2,41
No Ano	10,98	11,89	12,04	4,03	16,04	-5,41
12 Meses	12,32	13,18	13,30	4,67	13,20	-6,77
24 Meses	27,53	27,14	26,89	10,85	24,94	-12,18
36 Meses	32,75	31,94	31,71	22,75	16,93	-7,43
60 Meses	44,42	44,16	43,20	32,04	44,88	27,37

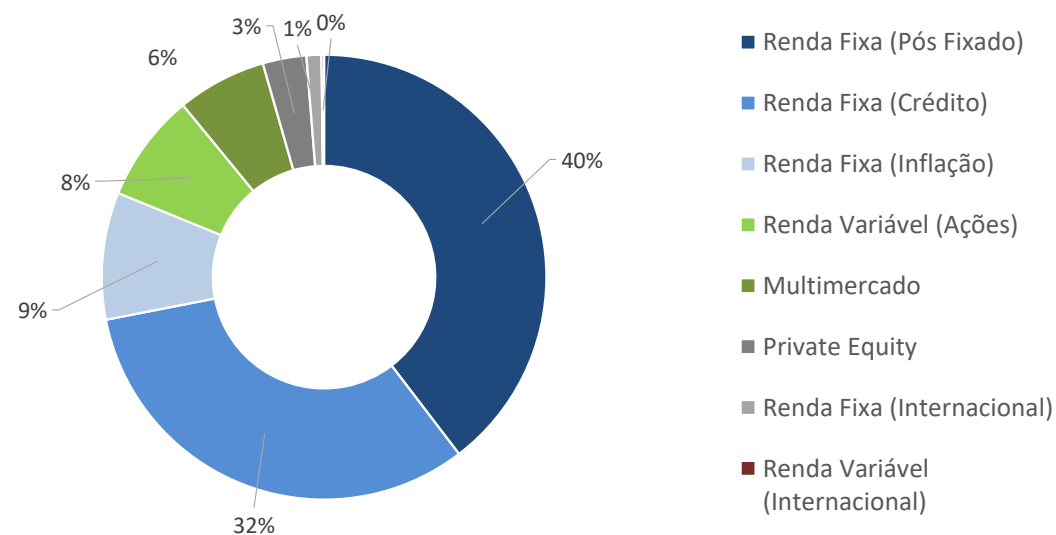


## Plano CV - Conservador

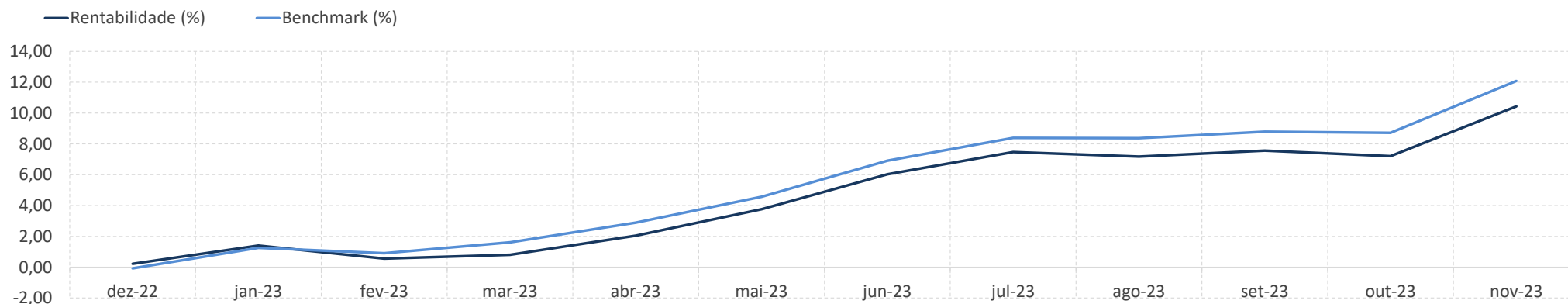


Rentabilidade (%)

	Perfil	Benchmark	CDI	IPCA	Ibovespa	Dólar
No Mês	1,95	1,92	0,92	0,30	12,54	-2,41
No Ano	10,28	11,83	12,04	4,03	16,04	-5,41
12 Meses	11,07	12,35	13,30	4,67	13,20	-6,77
24 Meses	22,43	23,27	26,89	10,85	24,94	-12,18
36 Meses	24,43	27,61	31,71	22,75	16,93	-7,43
60 Meses	47,01	49,15	43,20	32,04	44,88	27,37

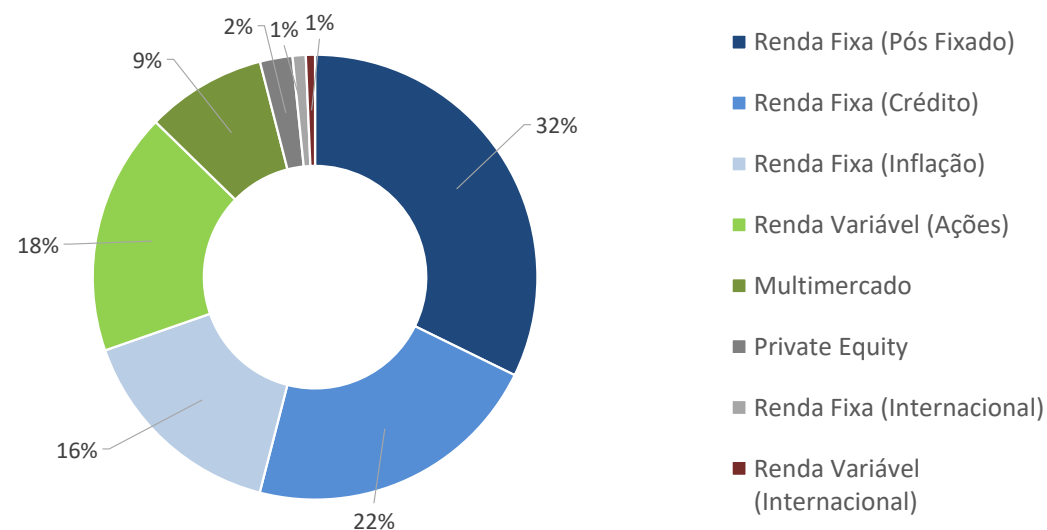


## Plano CV - Moderado

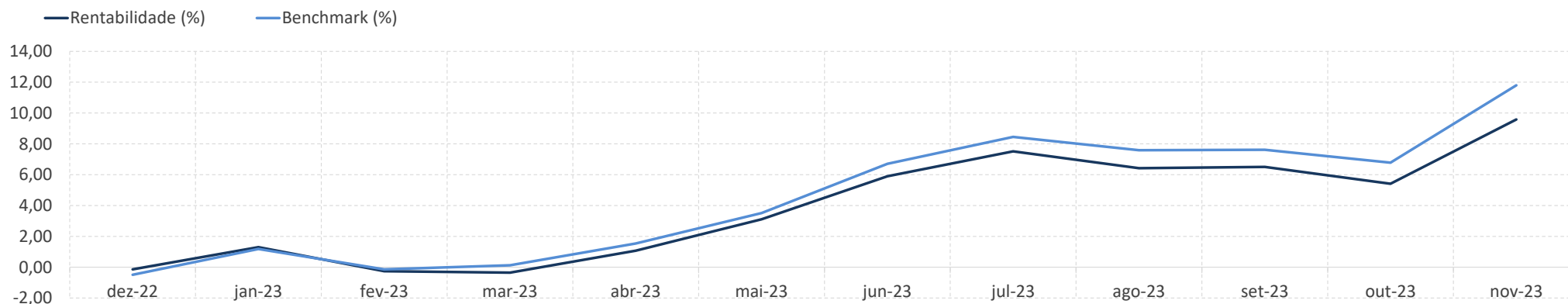


Rentabilidade (%)

	Perfil	Benchmark	CDI	IPCA	Ibovespa	Dólar
No Mês	3,01	3,09	0,92	0,30	12,54	-2,41
No Ano	10,19	12,17	12,04	4,03	16,04	-5,41
12 Meses	10,43	12,08	13,30	4,67	13,20	-6,77
24 Meses	21,05	21,49	26,89	10,85	24,94	-12,18
36 Meses	22,16	26,39	31,71	22,75	16,93	-7,43
60 Meses	47,73	54,10	43,20	32,04	44,88	27,37



## Plano CV - Agressivo



Rentabilidade (%)

	Perfil	Benchmark	CDI	IPCA	Ibovespa	Dólar
No Mês	3,96	4,70	0,92	0,30	12,54	-2,41
No Ano	9,74	12,35	12,04	4,03	16,04	-5,41
12 Meses	9,58	11,80	13,30	4,67	13,20	-6,77
24 Meses	19,47	21,25	26,89	10,85	24,94	-12,18
36 Meses	19,41	25,22	31,71	22,75	16,93	-7,43
60 Meses	46,86	56,41	43,20	32,04	44,88	27,37

