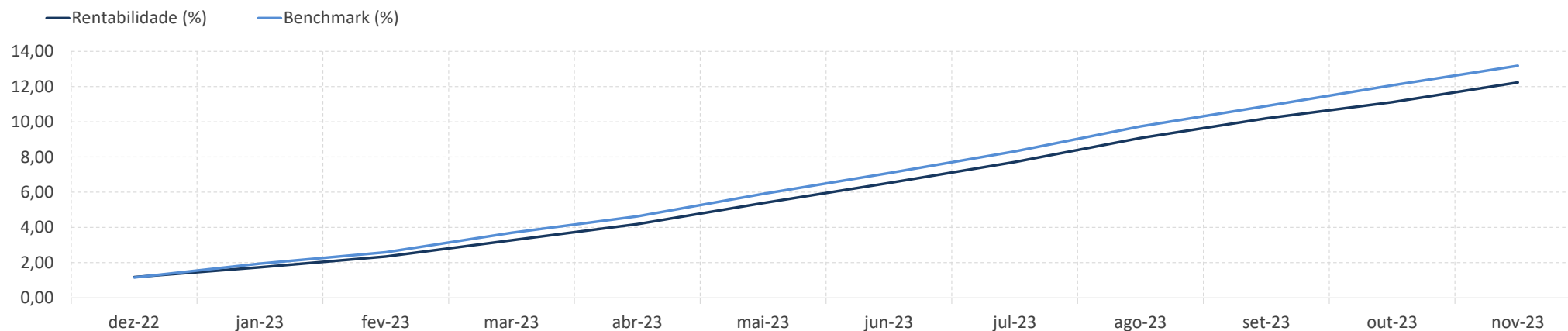
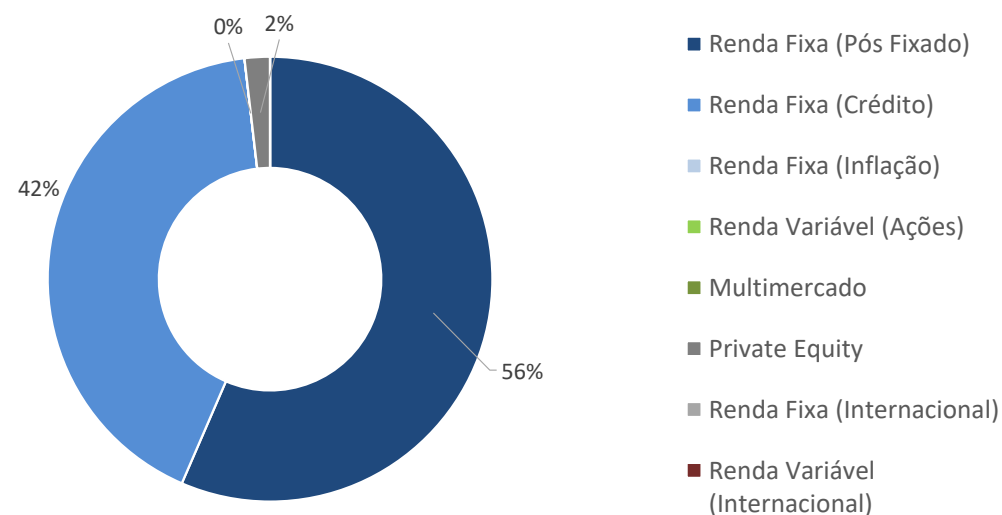


# Previleve - Super Conservador

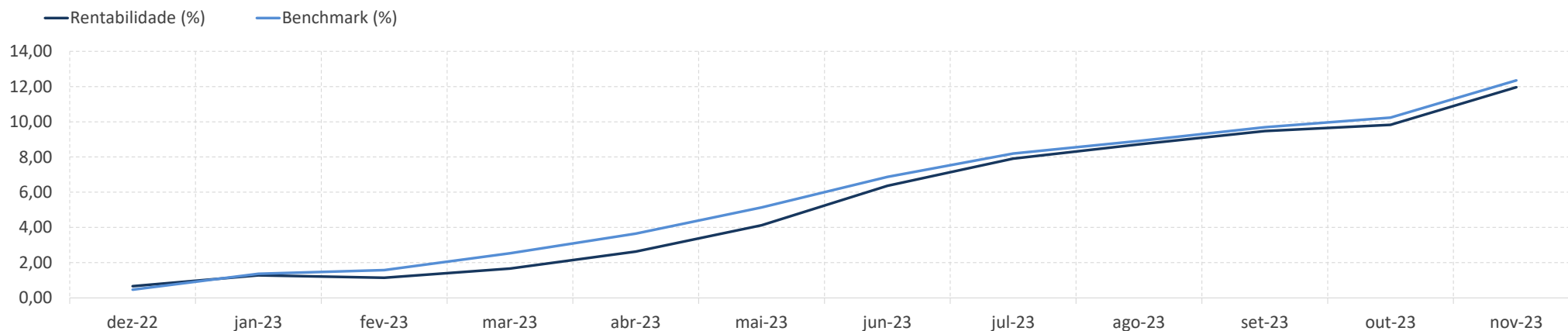


Rentabilidade (%)

	Perfil	Benchmark	CDI	IPCA	Ibovespa	Dólar
No Mês	1,01	0,99	0,92	0,30	12,54	-2,41
No Ano	10,93	11,89	12,04	4,03	16,04	-5,41
12 Meses	12,23	13,18	13,30	4,67	13,20	-6,77
24 Meses	26,62	27,14	26,89	10,85	24,94	-12,18
36 Meses	33,65	31,98	31,71	22,75	16,93	-7,43
60 Meses		44,89	43,20	32,04	44,88	27,37

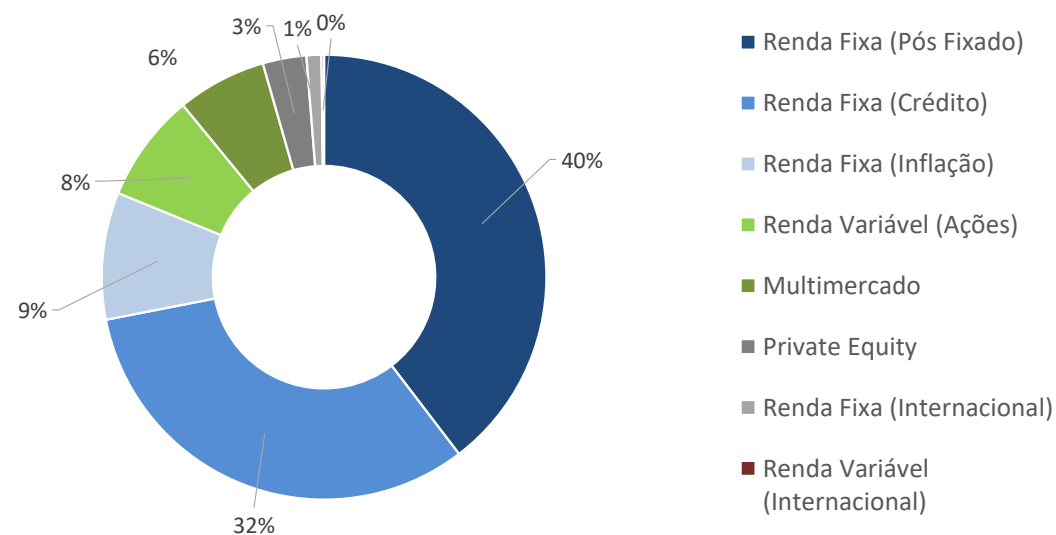


# Previleve - Conservador

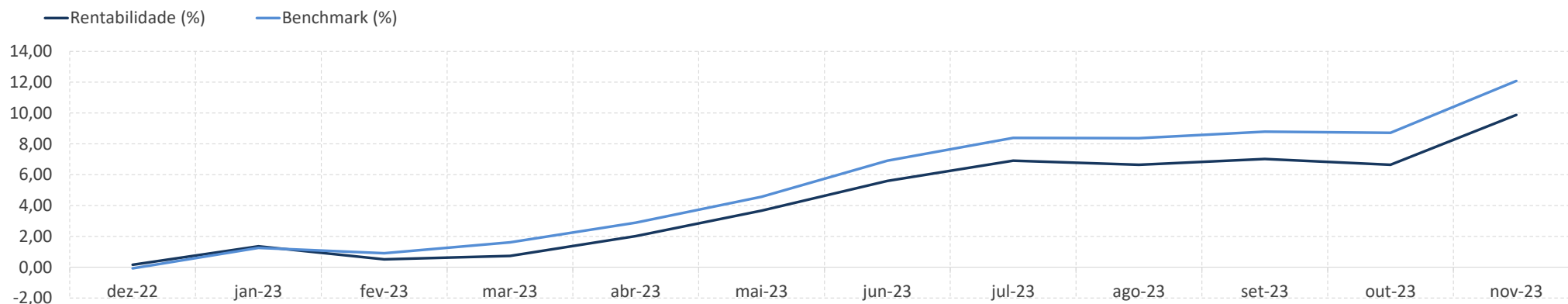


Rentabilidade (%)

	Perfil	Benchmark	CDI	IPCA	Ibovespa	Dólar
No Mês	1,94	1,92	0,92	0,30	12,54	-2,41
No Ano	11,22	11,83	12,04	4,03	16,04	-5,41
12 Meses	11,96	12,35	13,30	4,67	13,20	-6,77
24 Meses	22,67	23,75	26,89	10,85	24,94	-12,18
36 Meses	29,64	27,99	31,71	22,75	16,93	-7,43
60 Meses		43,75	43,20	32,04	44,88	27,37

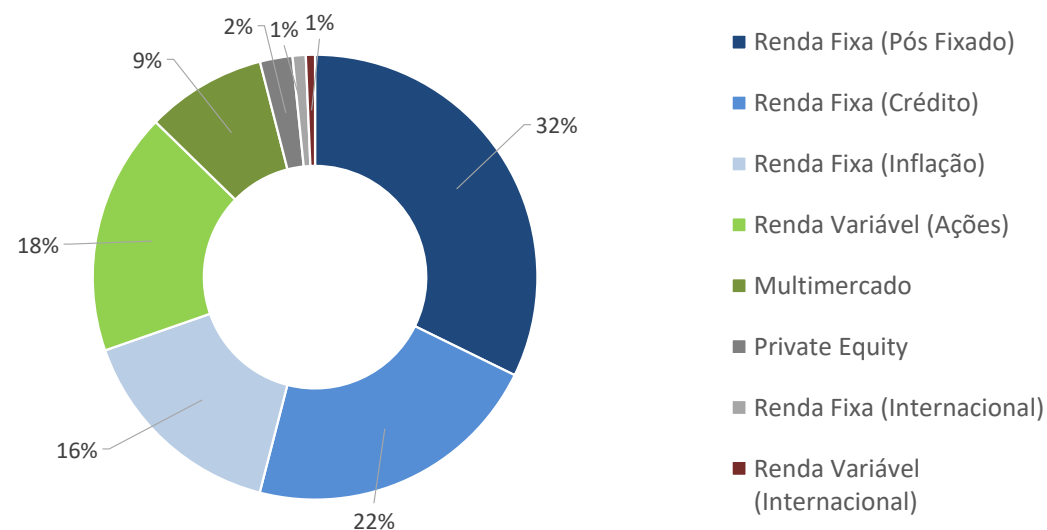


# Previleve - Moderado

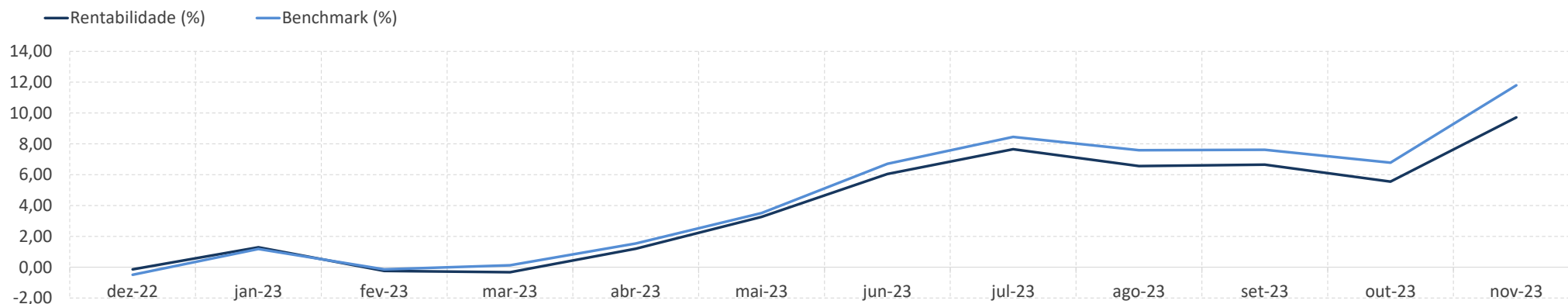


Rentabilidade (%)

	Perfil	Benchmark	CDI	IPCA	Ibovespa	Dólar
No Mês	3,03	3,09	0,92	0,30	12,54	-2,41
No Ano	9,71	12,17	12,04	4,03	16,04	-5,41
12 Meses	9,88	12,08	13,30	4,67	13,20	-6,77
24 Meses	20,90	21,71	26,89	10,85	24,94	-12,18
36 Meses	28,63	26,22	31,71	22,75	16,93	-7,43
60 Meses		44,87	43,20	32,04	44,88	27,37



# Previleve - Agressivo



**Rentabilidade (%)**

	Perfil	Benchmark	CDI	IPCA	Ibovespa	Dólar
No Mês	3,95	4,70	0,92	0,30	12,54	-2,41
No Ano	9,87	12,35	12,04	4,03	16,04	-5,41
12 Meses	9,72	11,80	13,30	4,67	13,20	-6,77
24 Meses	19,75	21,30	26,89	10,85	24,94	-12,18
36 Meses	25,97	25,26	31,71	22,75	16,93	-7,43
60 Meses		46,72	43,20	32,04	44,88	27,37

