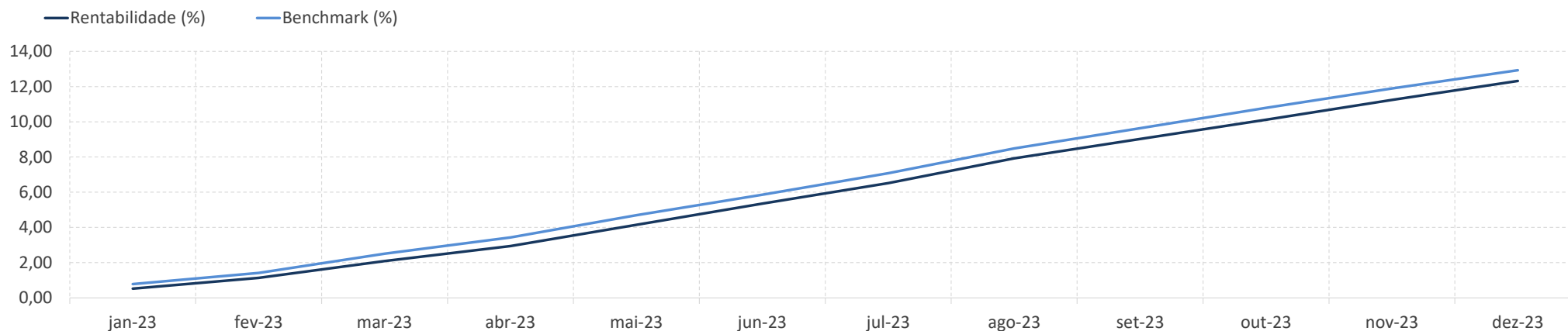
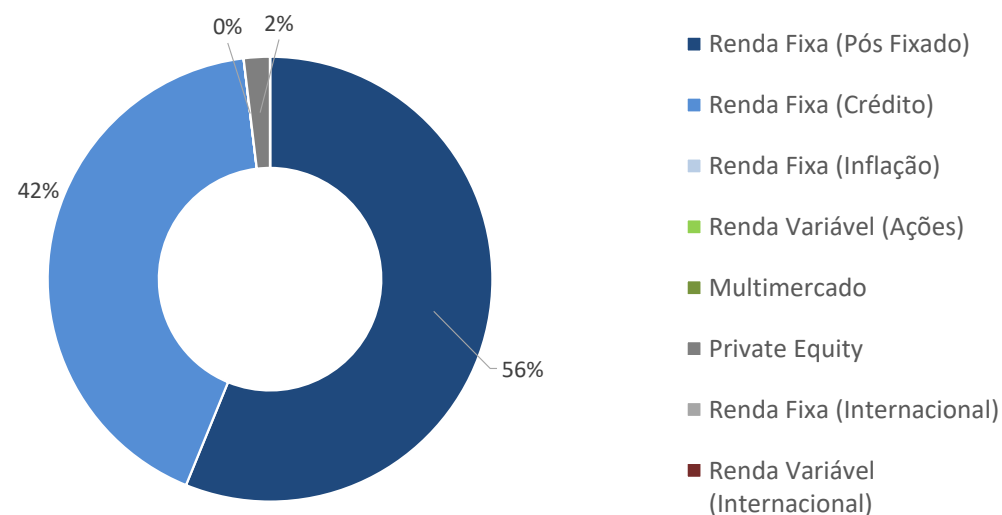


Plano CD - Super Conservador

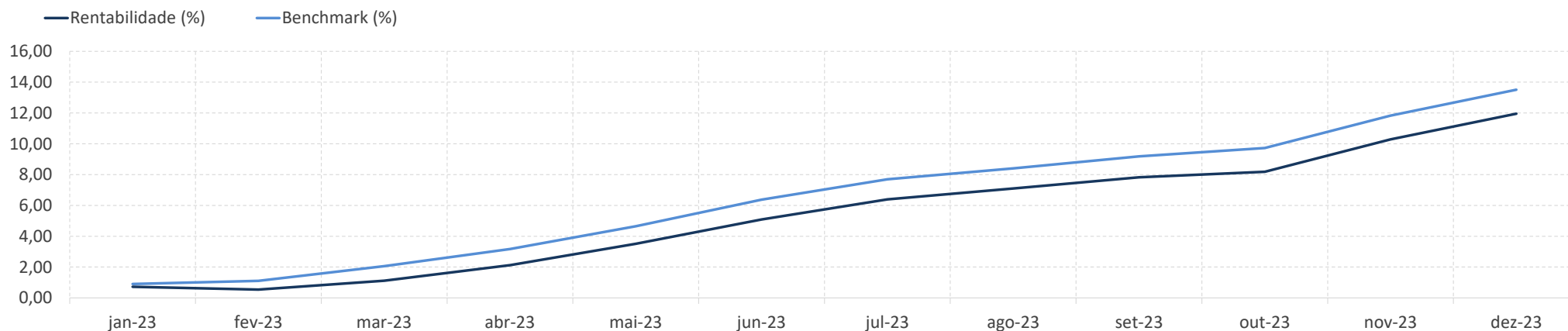


Rentabilidade (%)

	Perfil	Benchmark	CDI	IPCA	Ibovespa	Dólar
No Mês	0,97	0,93	0,89	0,56	5,38	-1,91
No Ano	12,32	12,93	13,04	4,62	22,28	-7,21
12 Meses	12,32	12,93	13,04	4,62	22,28	-7,21
24 Meses	27,01	27,35	27,05	10,67	28,01	-13,25
36 Meses	35,24	32,95	32,67	21,81	12,74	-6,84
60 Meses	47,66	45,48	44,49	32,79	52,68	24,94

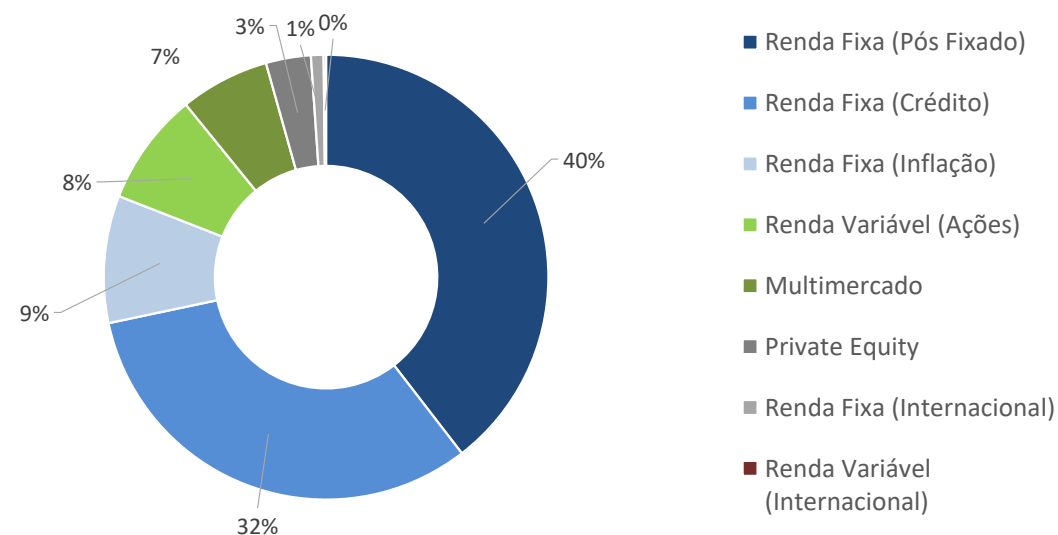


Plano CD - Conservador

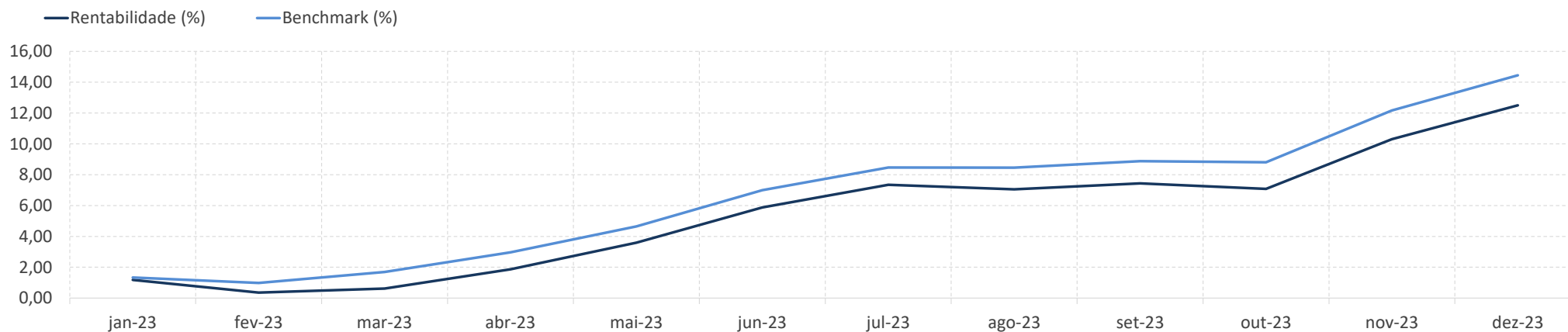


Rentabilidade (%)

	Perfil	Benchmark	CDI	IPCA	Ibovespa	Dólar
No Mês	1,51	1,50	0,89	0,56	5,38	-1,91
No Ano	11,95	13,51	13,04	4,62	22,28	-7,21
12 Meses	11,95	13,51	13,04	4,62	22,28	-7,21
24 Meses	21,85	24,31	27,05	10,67	28,01	-13,25
36 Meses	29,03	28,16	32,67	21,81	12,74	-6,84
60 Meses	48,90	45,12	44,49	32,79	52,68	24,94

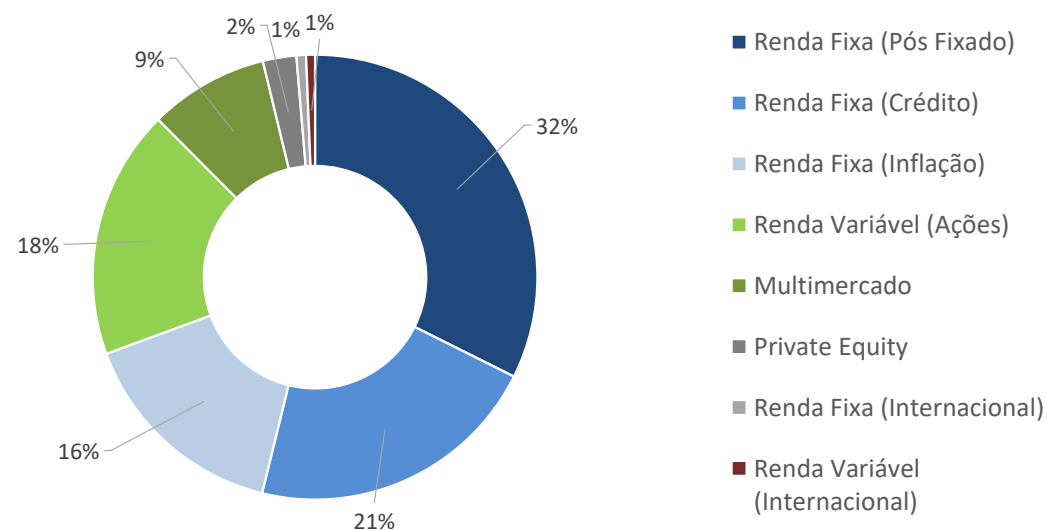


Plano CD - Moderado

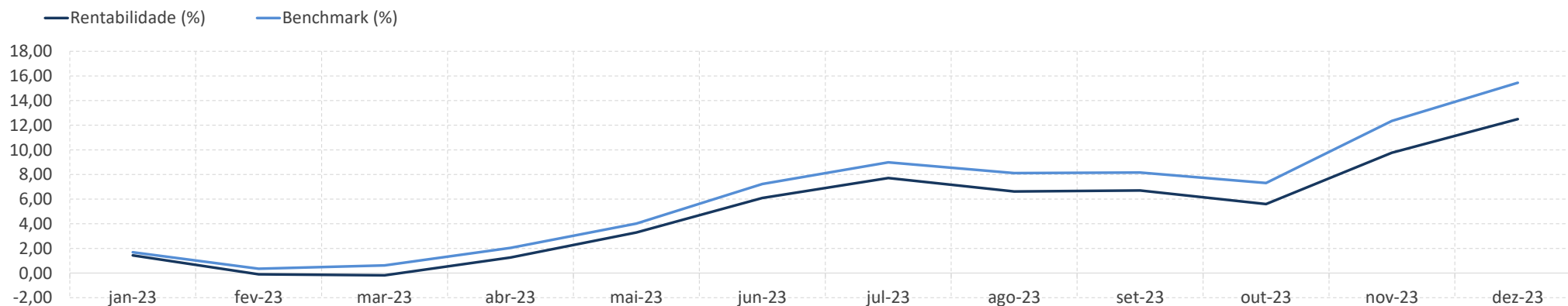


Rentabilidade (%)

	Perfil	Benchmark	CDI	IPCA	Ibovespa	Dólar
No Mês	1,99	2,03	0,89	0,56	5,38	-1,91
No Ano	12,50	14,45	13,04	4,62	22,28	-7,21
12 Meses	12,50	14,45	13,04	4,62	22,28	-7,21
24 Meses	20,84	22,65	27,05	10,67	28,01	-13,25
36 Meses	27,44	25,61	32,67	21,81	12,74	-6,84
60 Meses	52,96	46,98	44,49	32,79	52,68	24,94



Plano CD - Agressivo



Rentabilidade (%)

	Perfil	Benchmark	CDI	IPCA	Ibovespa	Dólar
No Mês	2,49	2,75	0,89	0,56	5,38	-1,91
No Ano	12,50	15,45	13,04	4,62	22,28	-7,21
12 Meses	12,50	15,45	13,04	4,62	22,28	-7,21
24 Meses	18,97	22,76	27,05	10,67	28,01	-13,25
36 Meses	24,29	24,11	32,67	21,81	12,74	-6,84
60 Meses	54,57	49,88	44,49	32,79	52,68	24,94

