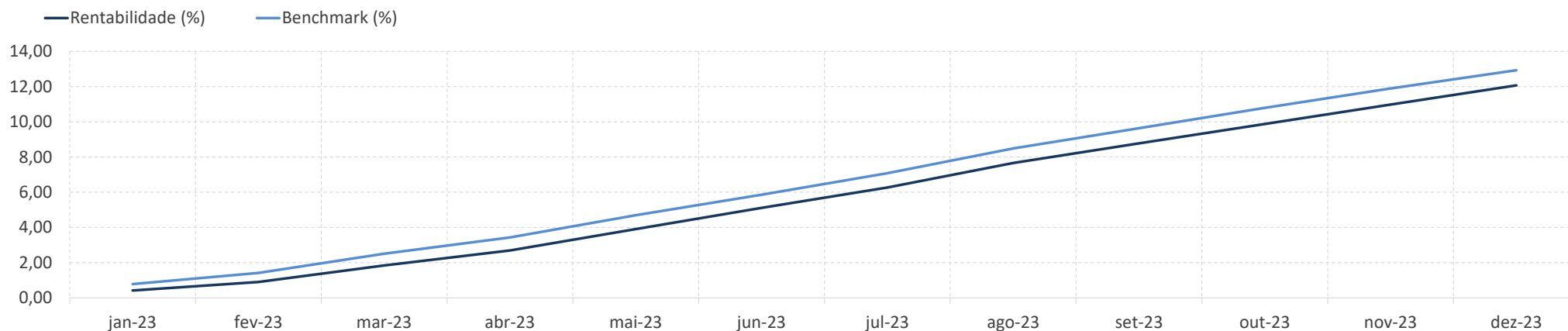
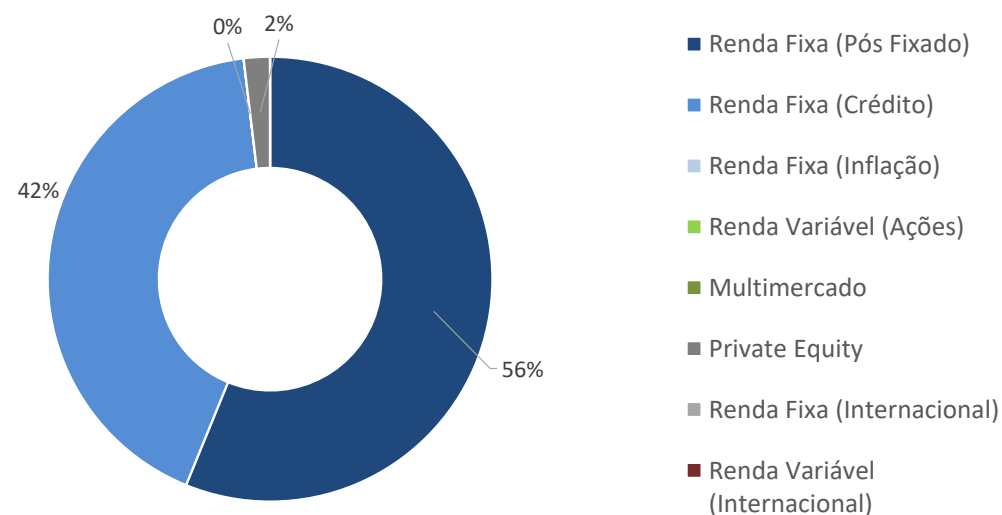


# Plano CV - Super Conservador

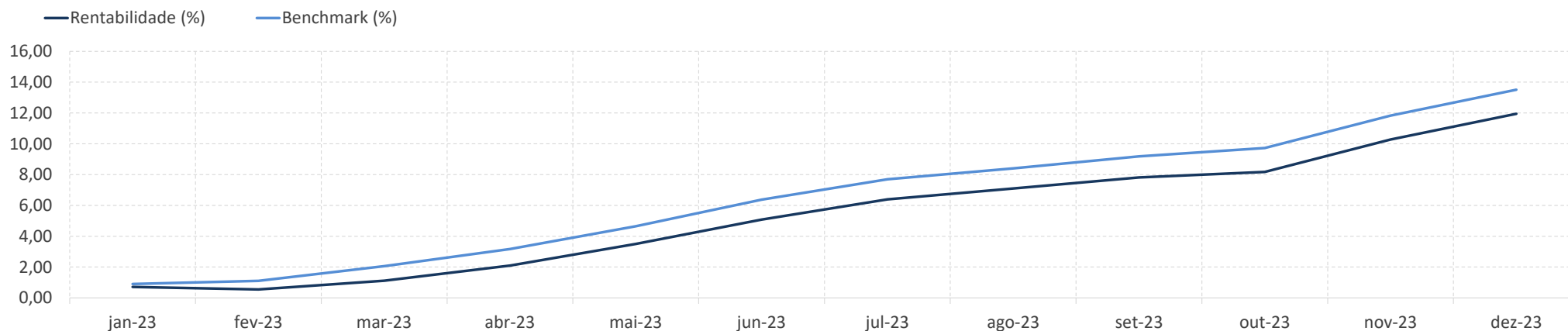


**Rentabilidade (%)**

	Perfil	Benchmark	CDI	IPCA	Ibovespa	Dólar
No Mês	0,98	0,93	0,89	0,56	5,38	-1,91
No Ano	12,07	12,93	13,04	4,62	22,28	-7,21
12 Meses	12,07	12,93	13,04	4,62	22,28	-7,21
24 Meses	25,60	27,35	27,05	10,67	28,01	-13,25
36 Meses	33,75	32,95	32,67	21,81	12,74	-6,84
60 Meses	45,13	44,78	44,49	32,79	52,68	24,94

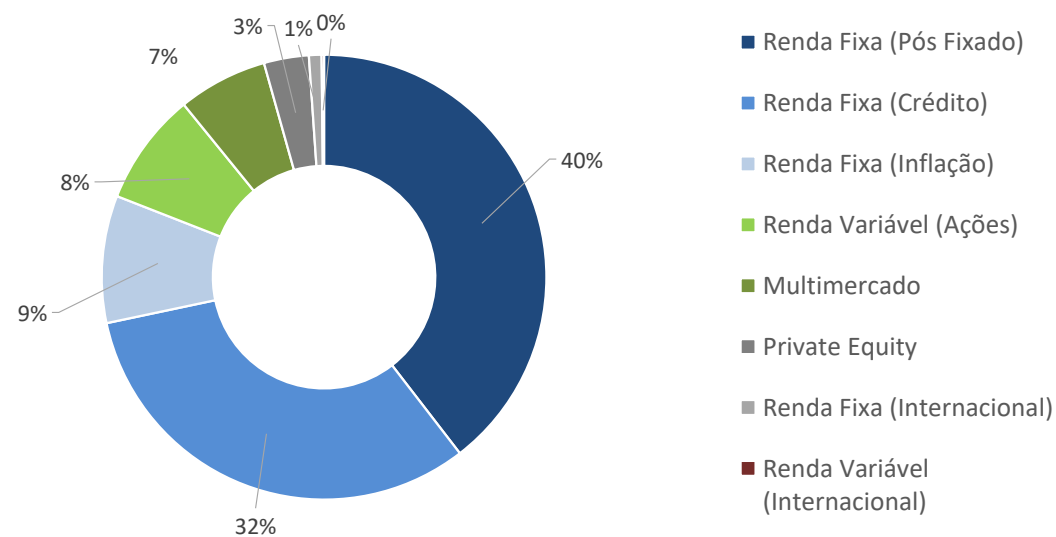


# Plano CV - Conservador

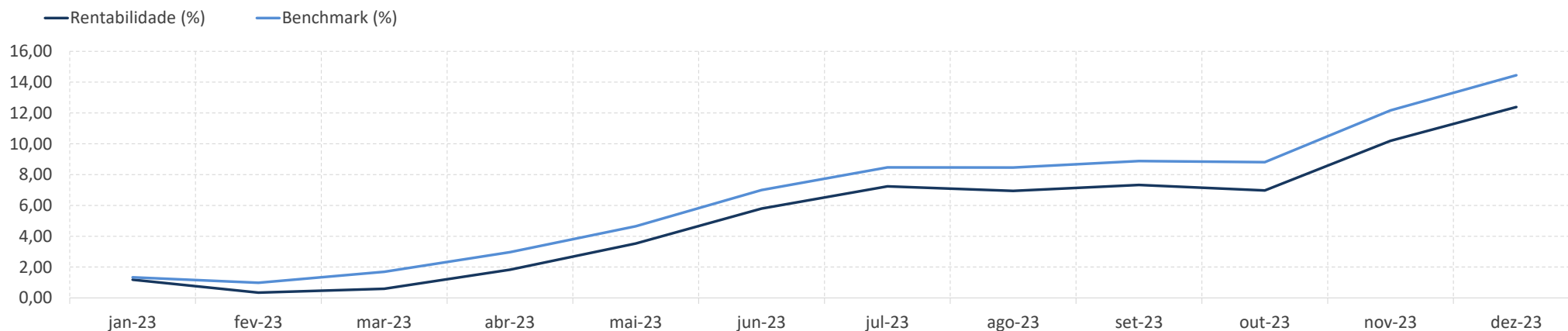


Rentabilidade (%)

	Perfil	Benchmark	CDI	IPCA	Ibovespa	Dólar
No Mês	1,51	1,50	0,89	0,56	5,38	-1,91
No Ano	11,95	13,51	13,04	4,62	22,28	-7,21
12 Meses	11,95	13,51	13,04	4,62	22,28	-7,21
24 Meses	21,99	24,31	27,05	10,67	28,01	-13,25
36 Meses	23,65	27,18	32,67	21,81	12,74	-6,84
60 Meses	47,59	50,03	44,49	32,79	52,68	24,94

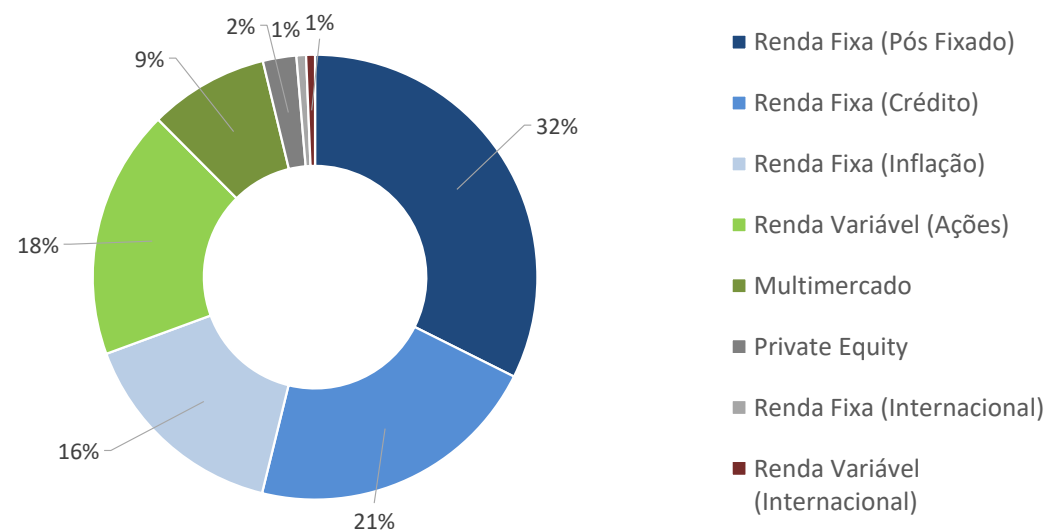


# Plano CV - Moderado

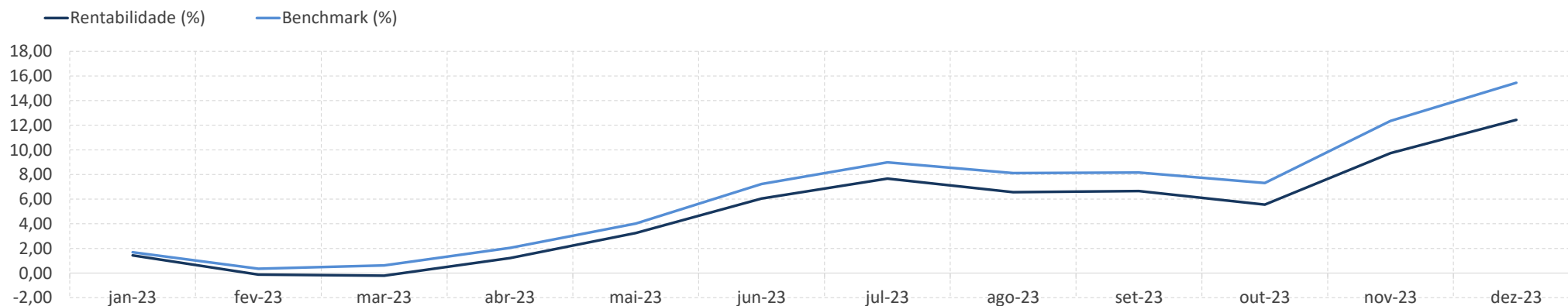


**Rentabilidade (%)**

	Perfil	Benchmark	CDI	IPCA	Ibovespa	Dólar
No Mês	1,99	2,03	0,89	0,56	5,38	-1,91
No Ano	12,39	14,45	13,04	4,62	22,28	-7,21
12 Meses	12,39	14,45	13,04	4,62	22,28	-7,21
24 Meses	20,90	22,65	27,05	10,67	28,01	-13,25
36 Meses	20,99	25,61	32,67	21,81	12,74	-6,84
60 Meses	49,49	56,51	44,49	32,79	52,68	24,94



## Plano CV - Agressivo



Rentabilidade (%)

	Perfil	Benchmark	CDI	IPCA	Ibovespa	Dólar
No Mês	2,46	2,75	0,89	0,56	5,38	-1,91
No Ano	12,44	15,45	13,04	4,62	22,28	-7,21
12 Meses	12,44	15,45	13,04	4,62	22,28	-7,21
24 Meses	19,10	22,76	27,05	10,67	28,01	-13,25
36 Meses	17,48	24,00	32,67	21,81	12,74	-6,84
60 Meses	49,90	60,69	44,49	32,79	52,68	24,94

