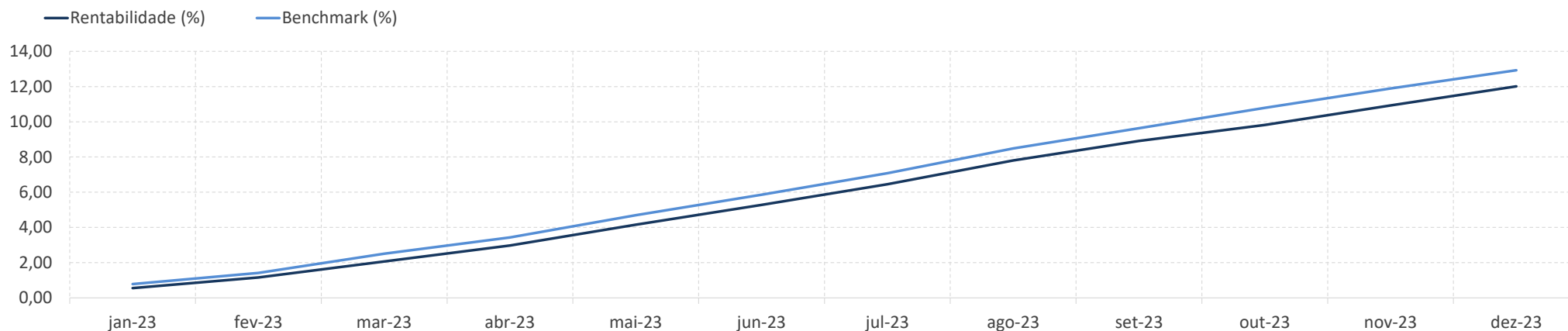
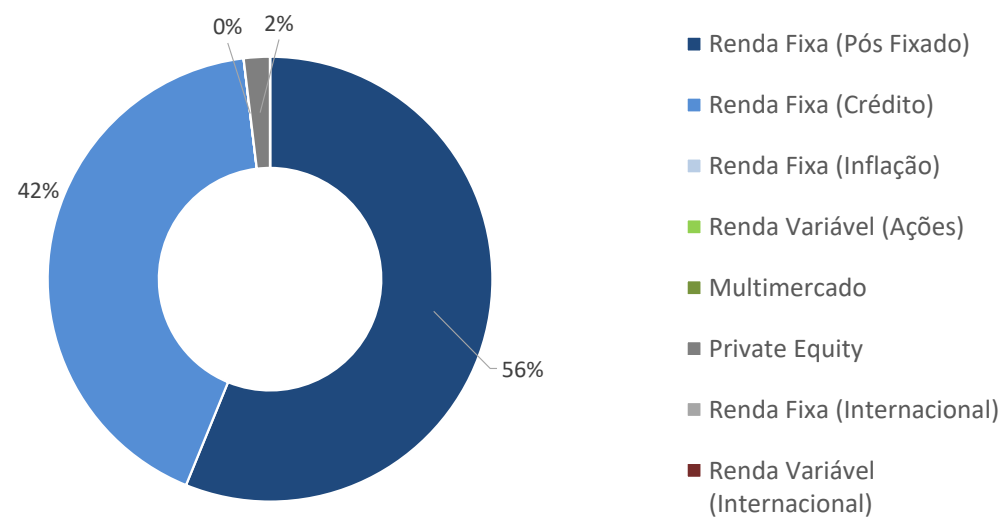


# Previleve - Super Conservador

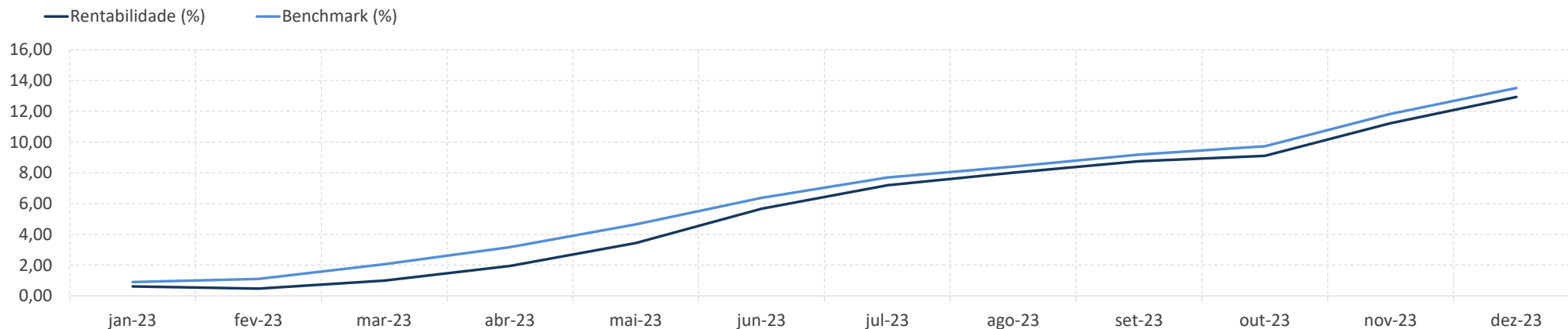


Rentabilidade (%)

	Perfil	Benchmark	CDI	IPCA	Ibovespa	Dólar
No Mês	0,98	0,93	0,89	0,56	5,38	-1,91
No Ano	12,01	12,93	13,04	4,62	22,28	-7,21
12 Meses	12,01	12,93	13,04	4,62	22,28	-7,21
24 Meses	25,89	27,35	27,05	10,67	28,01	-13,25
36 Meses	34,27	32,95	32,67	21,81	12,74	-6,84
60 Meses		45,48	44,49	32,79	52,68	24,94

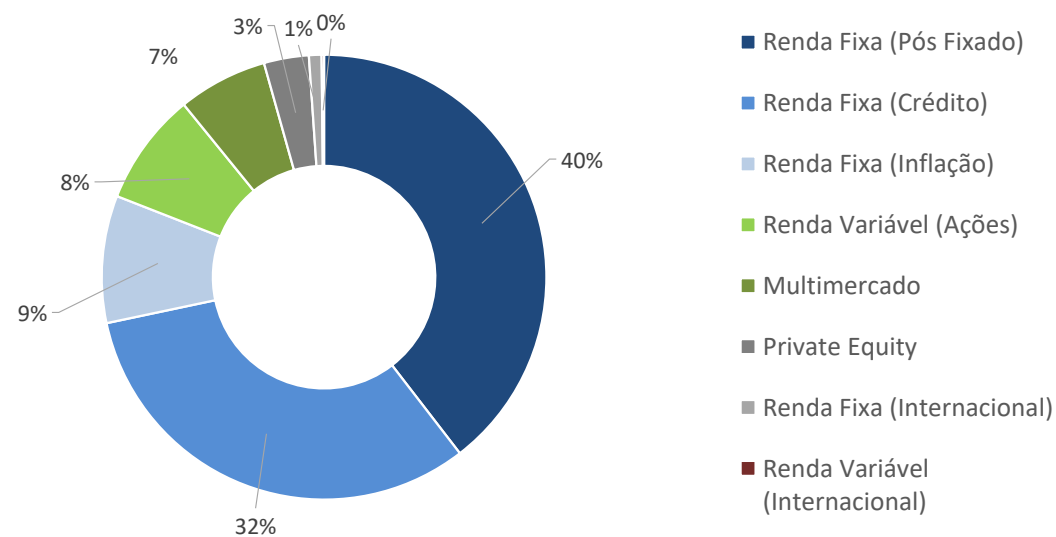


# Previleve - Conservador

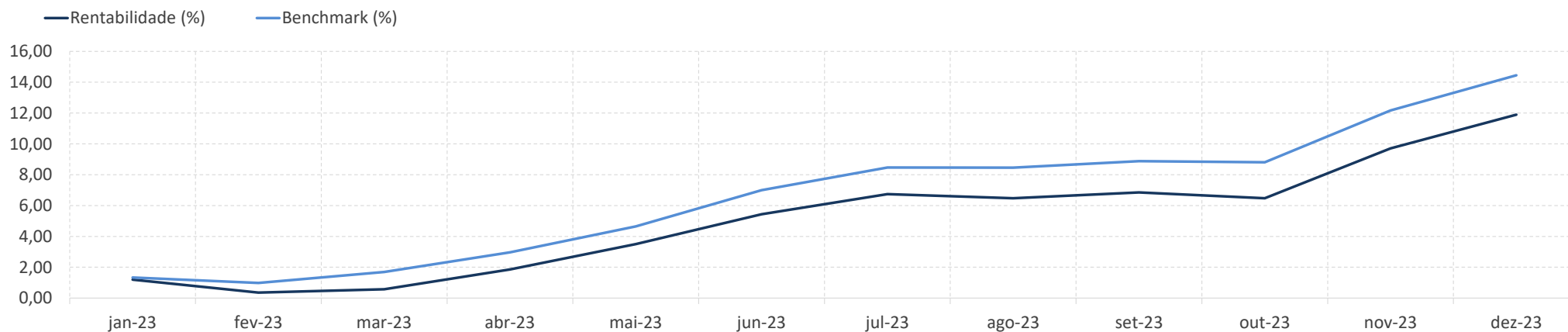


**Rentabilidade (%)**

	Perfil	Benchmark	CDI	IPCA	Ibovespa	Dólar
No Mês	1,53	1,50	0,89	0,56	5,38	-1,91
No Ano	12,93	13,51	13,04	4,62	22,28	-7,21
12 Meses	12,93	13,51	13,04	4,62	22,28	-7,21
24 Meses	21,94	24,31	27,05	10,67	28,01	-13,25
36 Meses	29,10	28,16	32,67	21,81	12,74	-6,84
60 Meses		45,12	44,49	32,79	52,68	24,94

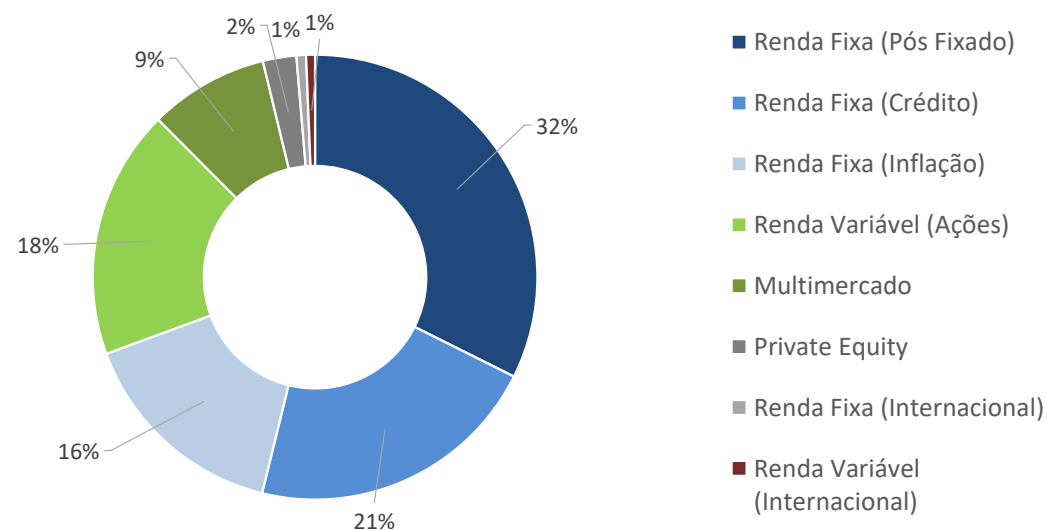


# Previleve - Moderado

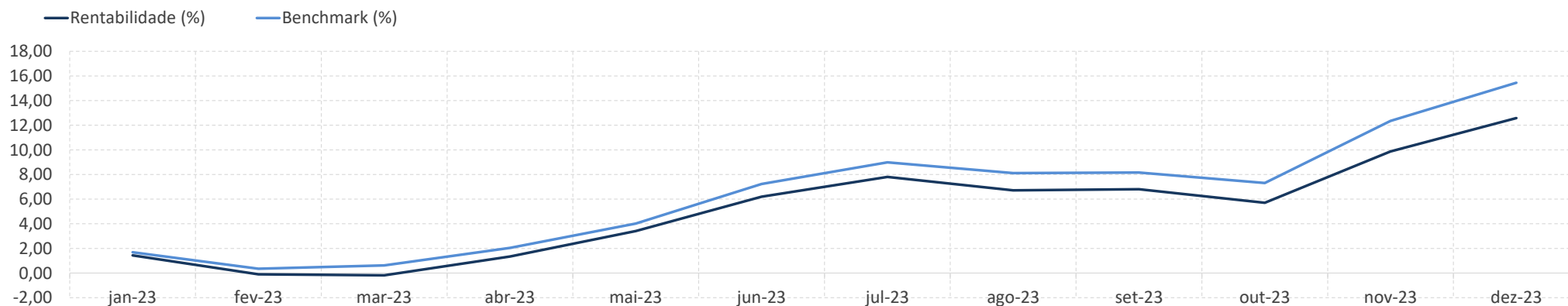


**Rentabilidade (%)**

	Perfil	Benchmark	CDI	IPCA	Ibovespa	Dólar
No Mês	2,00	2,03	0,89	0,56	5,38	-1,91
No Ano	11,90	14,45	13,04	4,62	22,28	-7,21
12 Meses	11,90	14,45	13,04	4,62	22,28	-7,21
24 Meses	20,59	22,65	27,05	10,67	28,01	-13,25
36 Meses	27,73	25,61	32,67	21,81	12,74	-6,84
60 Meses		46,98	44,49	32,79	52,68	24,94



# Previleve - Agressivo



**Rentabilidade (%)**

	Perfil	Benchmark	CDI	IPCA	Ibovespa	Dólar
No Mês	2,46	2,75	0,89	0,56	5,38	-1,91
No Ano	12,58	15,45	13,04	4,62	22,28	-7,21
12 Meses	12,58	15,45	13,04	4,62	22,28	-7,21
24 Meses	19,51	22,76	27,05	10,67	28,01	-13,25
36 Meses	24,93	24,11	32,67	21,81	12,74	-6,84
60 Meses		49,88	44,49	32,79	52,68	24,94

