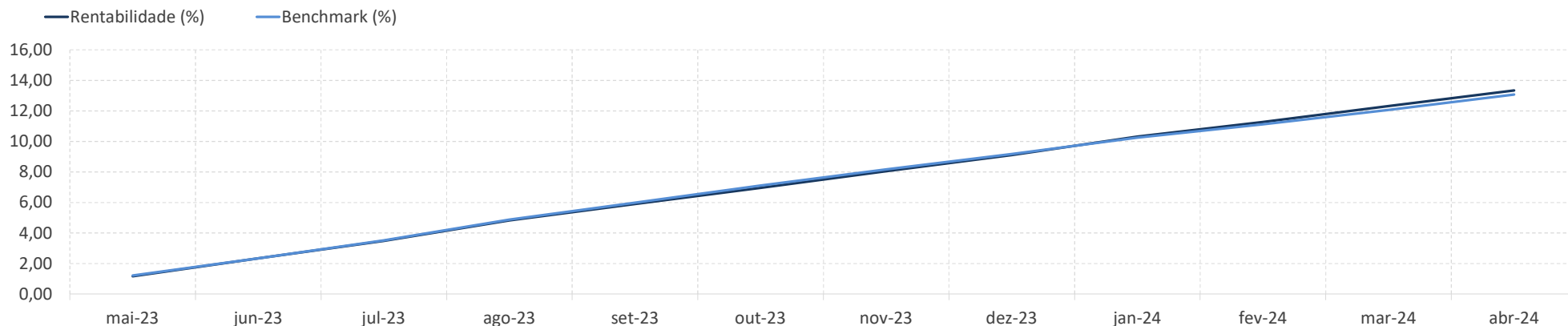
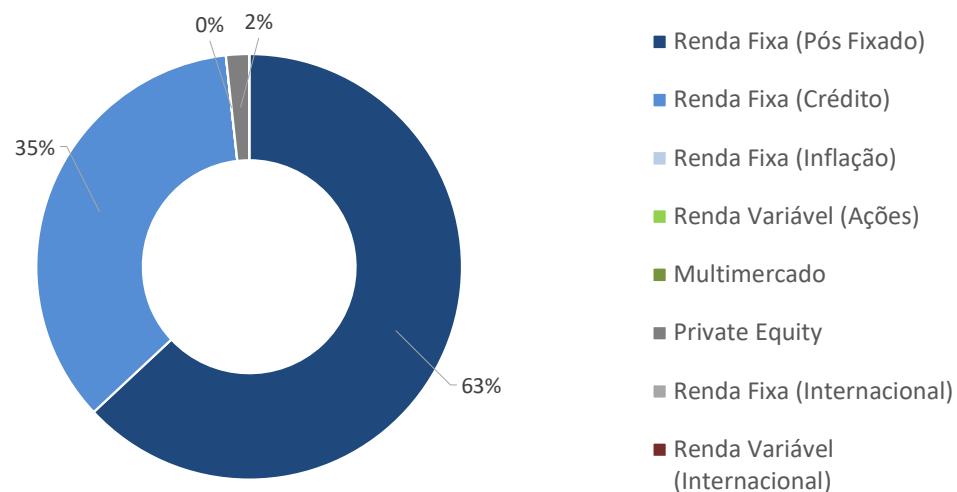


Plano CD - Super Conservador

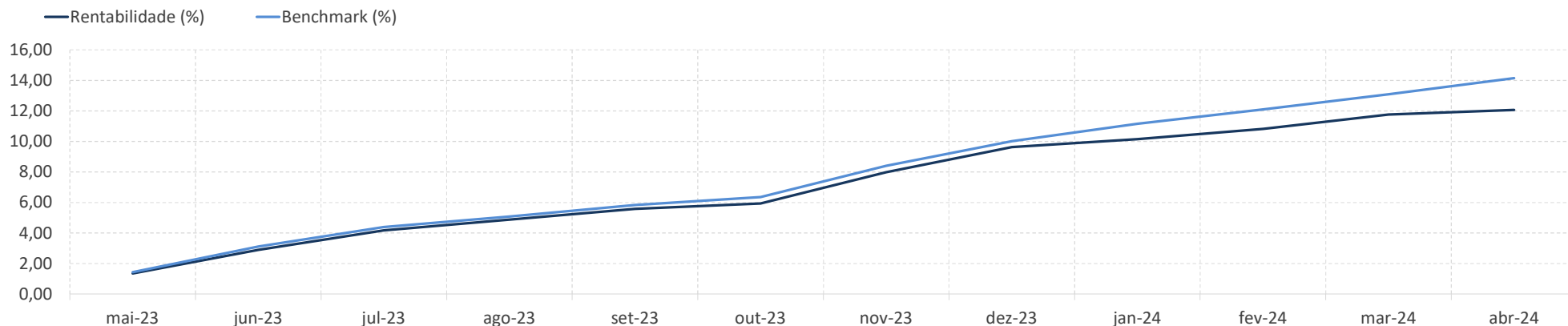


Rentabilidade (%)

	Perfil	Benchmark	CDI	IPCA	Ibovespa	Dólar
No Mês	0,91	0,90	0,89	0,38	-1,70	3,51
No Ano	3,87	3,57	3,53	1,81	-6,16	6,83
12 Meses	13,33	13,07	12,32	3,70	20,58	3,42
24 Meses	27,21	27,40	27,35	8,04	16,73	5,14
36 Meses	38,55	36,75	36,40	21,15	5,91	-4,29
60 Meses	49,79	47,51	46,56	32,44	30,69	31,09

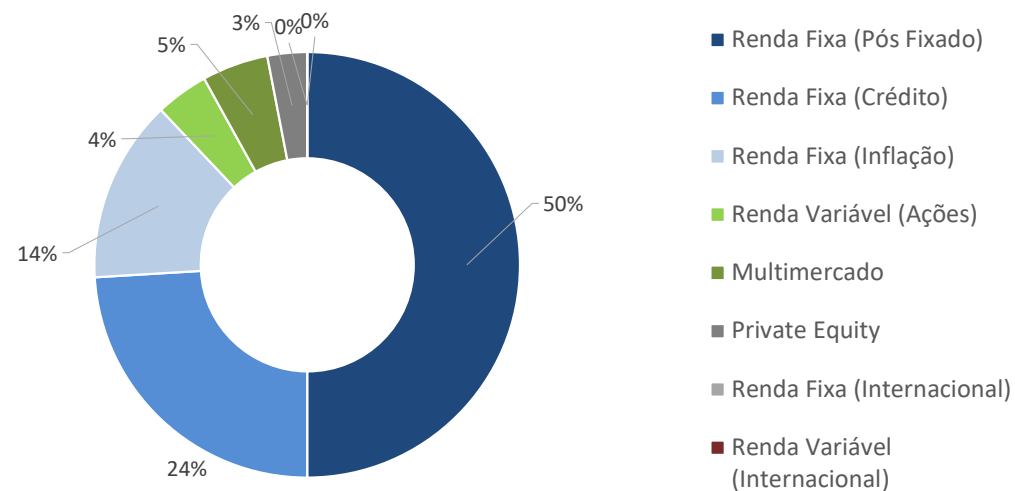


Plano CD - Conservador

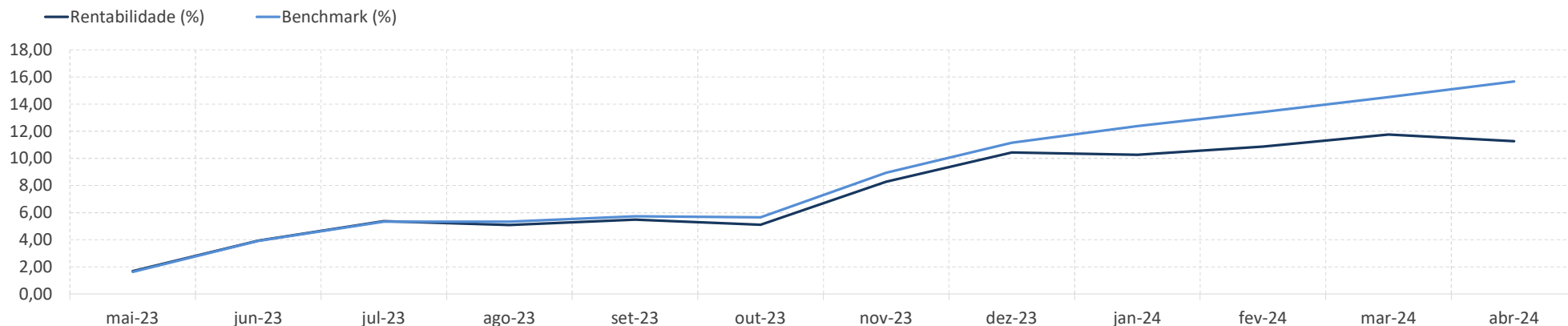


Rentabilidade (%)

	Perfil	Benchmark	CDI	IPCA	Ibovespa	Dólar
No Mês	0,27	0,94	0,89	0,38	-1,70	3,51
No Ano	2,23	3,75	3,53	1,81	-6,16	6,83
12 Meses	12,07	14,14	12,32	3,70	20,58	3,42
24 Meses	21,44	26,04	27,35	8,04	16,73	5,14
36 Meses	28,91	31,75	36,40	21,15	5,91	-4,29
60 Meses	46,89	47,25	46,56	32,44	30,69	31,09

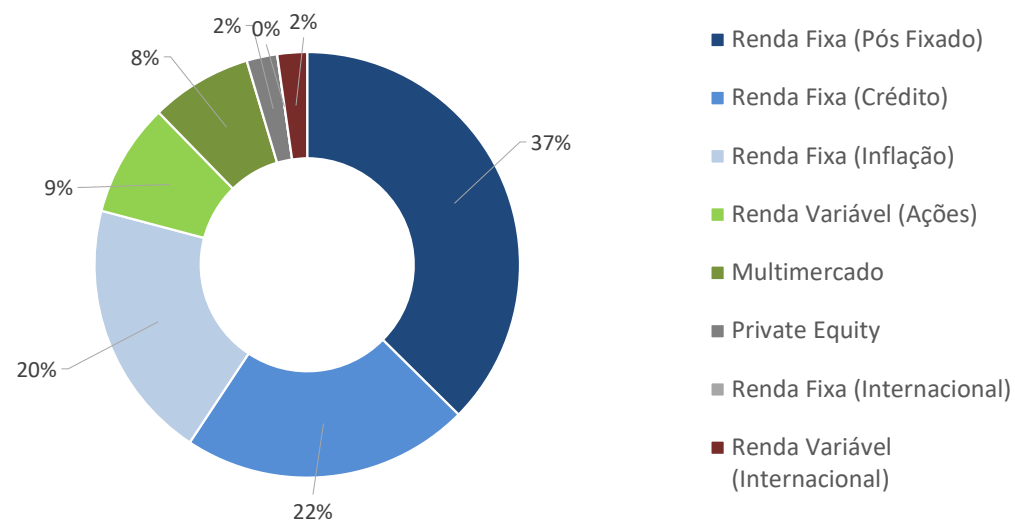


Plano CD - Moderado

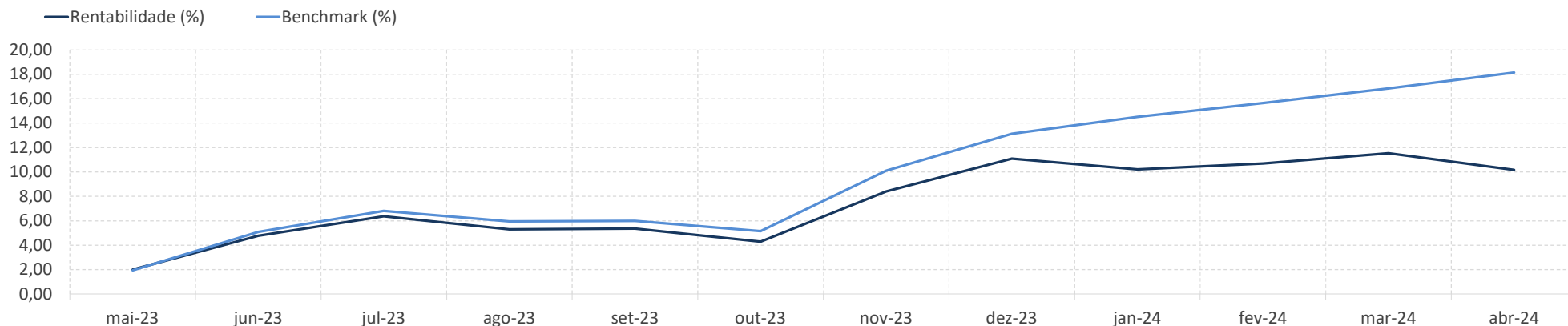


Rentabilidade (%)

	Perfil	Benchmark	CDI	IPCA	Ibovespa	Dólar
No Mês	-0,44	1,02	0,89	0,38	-1,70	3,51
No Ano	0,75	4,07	3,53	1,81	-6,16	6,83
12 Meses	11,27	15,68	12,32	3,70	20,58	3,42
24 Meses	19,43	26,04	27,35	8,04	16,73	5,14
36 Meses	24,55	29,24	36,40	21,15	5,91	-4,29
60 Meses	47,13	49,45	46,56	32,44	30,69	31,09



Plano CD - Agressivo



Rentabilidade (%)

	Perfil	Benchmark	CDI	IPCA	Ibovespa	Dólar
No Mês	-1,23	1,11	0,89	0,38	-1,70	3,51
No Ano	-0,84	4,43	3,53	1,81	-6,16	6,83
12 Meses	10,17	18,15	12,32	3,70	20,58	3,42
24 Meses	16,08	26,89	27,35	8,04	16,73	5,14
36 Meses	19,04	27,90	36,40	21,15	5,91	-4,29
60 Meses	45,04	52,77	46,56	32,44	30,69	31,09

