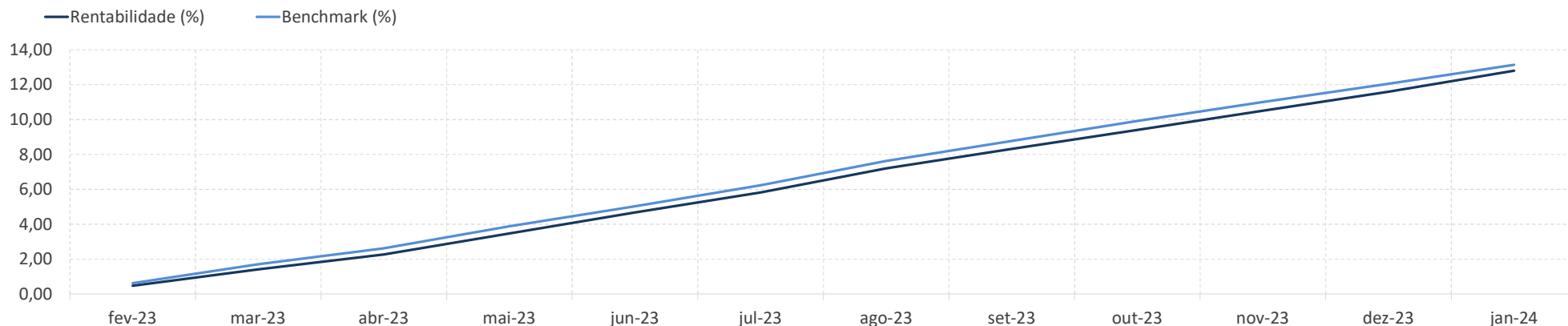
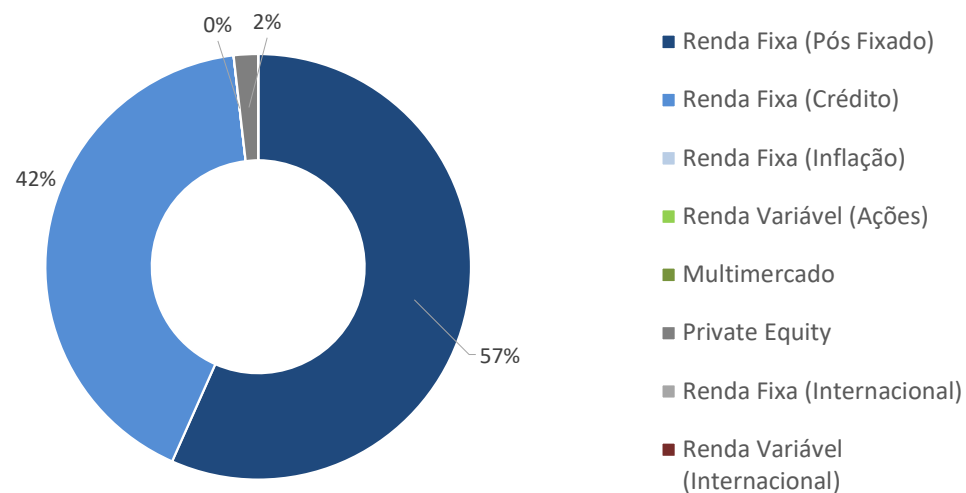


# Plano CV - Super Conservador

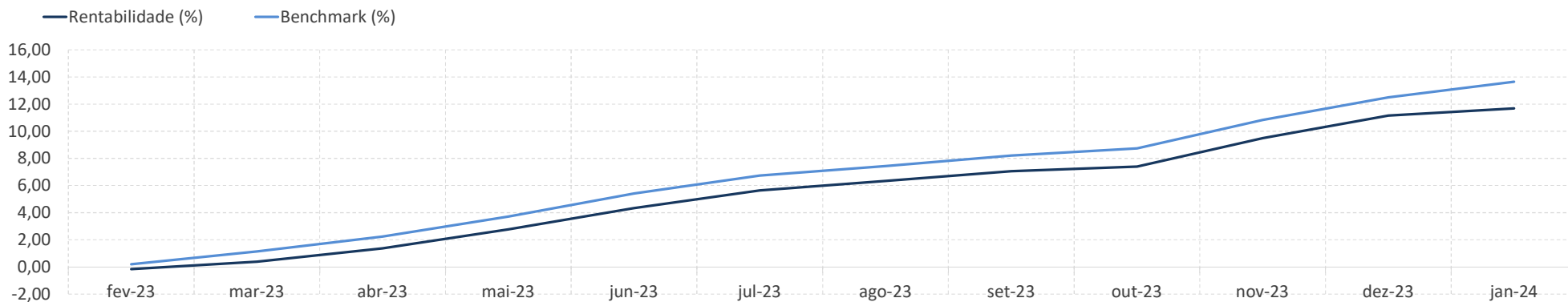


Rentabilidade (%)

	Perfil	Benchmark	CDI	IPCA	Ibovespa	Dólar
No Mês	1,08	0,98	0,97	0,42	-4,79	2,32
No Ano	1,08	0,98	0,97	0,42	-4,79	2,32
12 Meses	12,81	13,14	12,86	4,51	12,63	-2,86
24 Meses	26,09	27,60	27,34	10,55	13,92	-7,54
36 Meses	35,01	34,05	33,75	22,02	8,71	-9,54
60 Meses	45,62	45,41	45,06	32,93	31,17	35,64

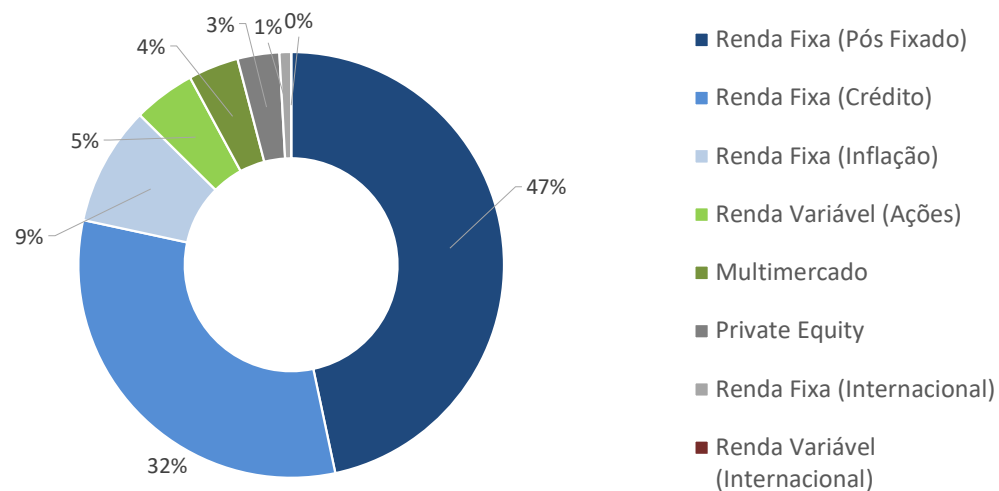


# Plano CV - Conservador

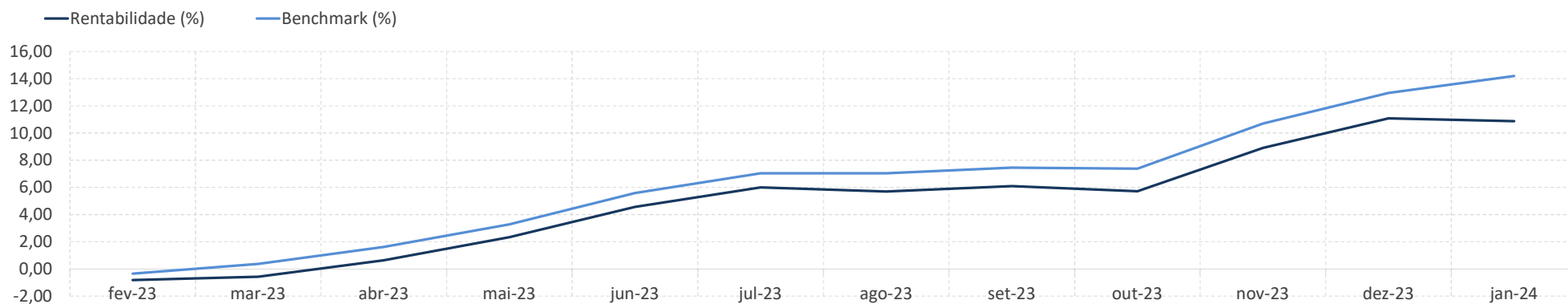


Rentabilidade (%)

	Perfil	Benchmark	CDI	IPCA	Ibovespa	Dólar
No Mês	0,47	1,02	0,97	0,42	-4,79	2,32
No Ano	0,47	1,02	0,97	0,42	-4,79	2,32
12 Meses	11,69	13,65	12,86	4,51	12,63	-2,86
24 Meses	21,96	24,50	27,34	10,55	13,92	-7,54
36 Meses	24,83	28,77	33,75	22,02	8,71	-9,54
60 Meses	45,58	48,94	45,06	32,93	31,17	35,64

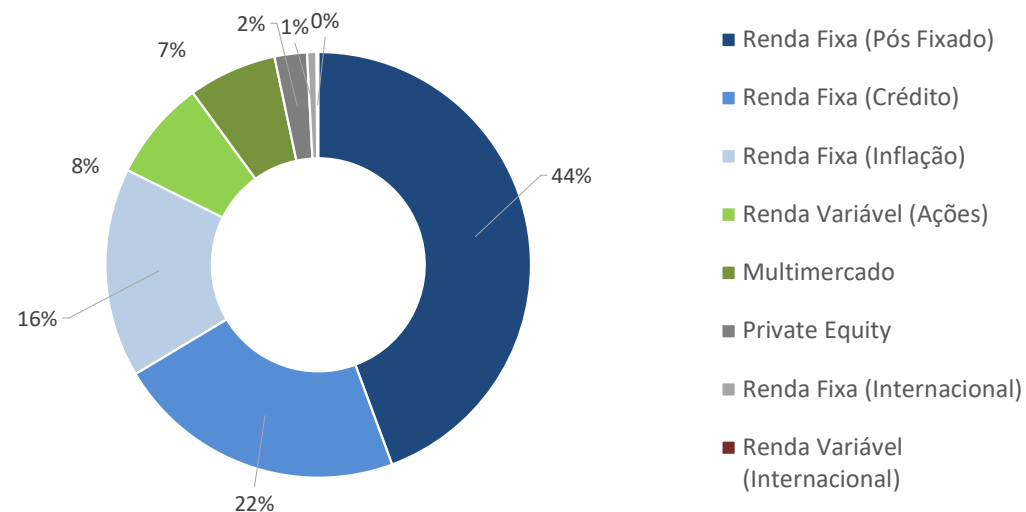


# Plano CV - Moderado

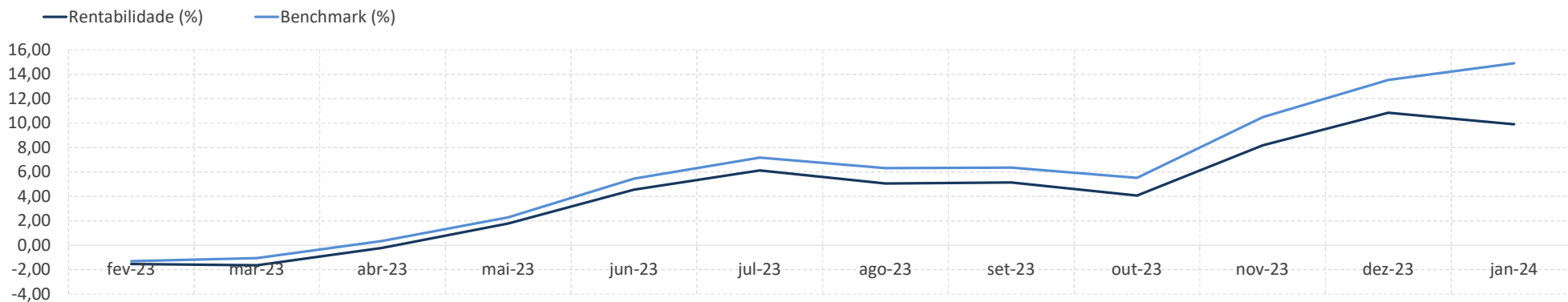


Rentabilidade (%)

	Perfil	Benchmark	CDI	IPCA	Ibovespa	Dólar
No Mês	-0,18	1,11	0,97	0,42	-4,79	2,32
No Ano	-0,18	1,11	0,97	0,42	-4,79	2,32
12 Meses	10,88	14,20	12,86	4,51	12,63	-2,86
24 Meses	20,03	22,88	27,34	10,55	13,92	-7,54
36 Meses	21,47	27,35	33,75	22,02	8,71	-9,54
60 Meses	45,20	53,93	45,06	32,93	31,17	35,64



# Plano CV - Agressivo



Rentabilidade (%)

	Perfil	Benchmark	CDI	IPCA	Ibovespa	Dólar
No Mês	-0,84	1,21	0,97	0,42	-4,79	2,32
No Ano	-0,84	1,21	0,97	0,42	-4,79	2,32
12 Meses	9,91	14,91	12,86	4,51	12,63	-2,86
24 Meses	17,49	22,77	27,34	10,55	13,92	-7,54
36 Meses	17,60	26,26	33,75	22,02	8,71	-9,54
60 Meses	43,85	56,59	45,06	32,93	31,17	35,64

