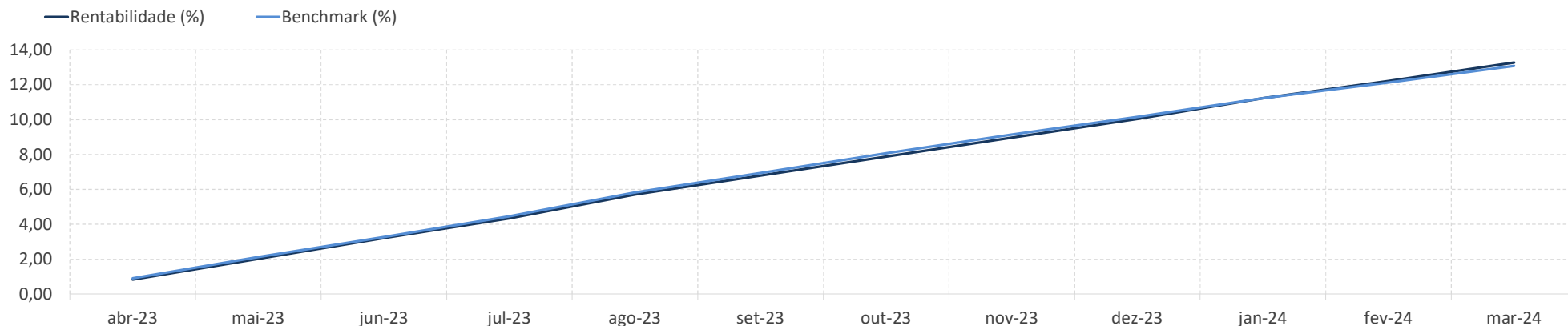
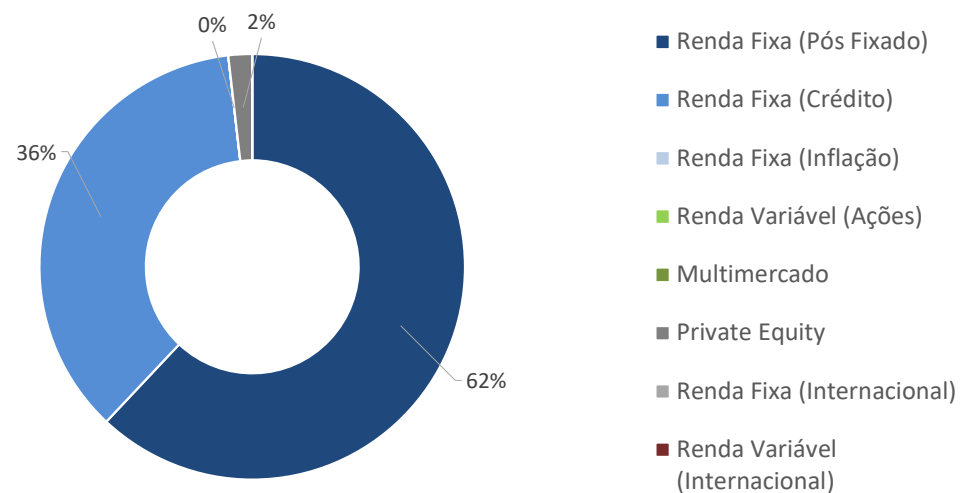


# Plano CV - Super Conservador

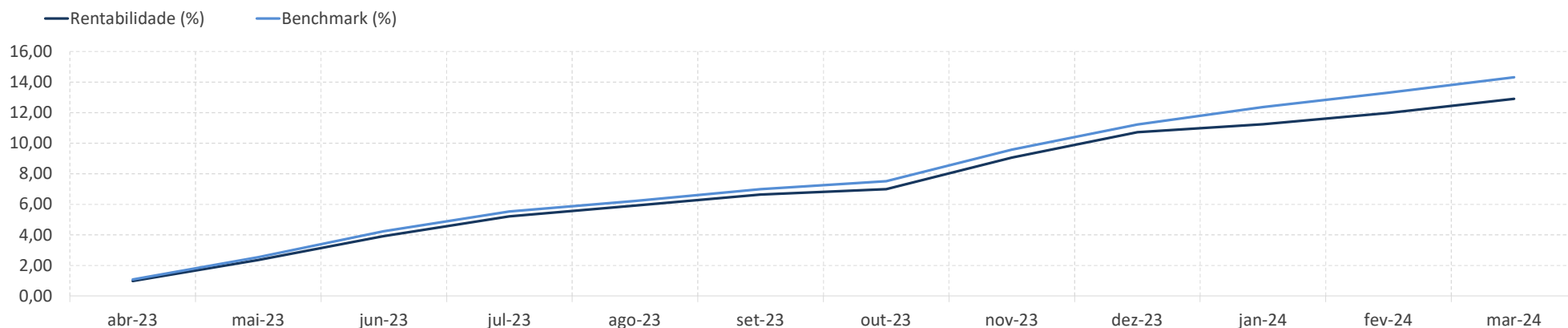


Rentabilidade (%)

	Perfil	Benchmark	CDI	IPCA	Ibovespa	Dólar
No Mês	0,93	0,84	0,83	0,16	-0,71	0,26
No Ano	2,94	2,65	2,62	1,42	-4,53	3,20
12 Meses	13,27	13,08	12,35	3,94	25,74	-1,66
24 Meses	26,01	27,40	27,28	8,77	6,76	5,45
36 Meses	36,97	35,81	35,49	21,06	9,84	-12,31
60 Meses	46,91	46,40	46,03	32,69	34,26	28,22

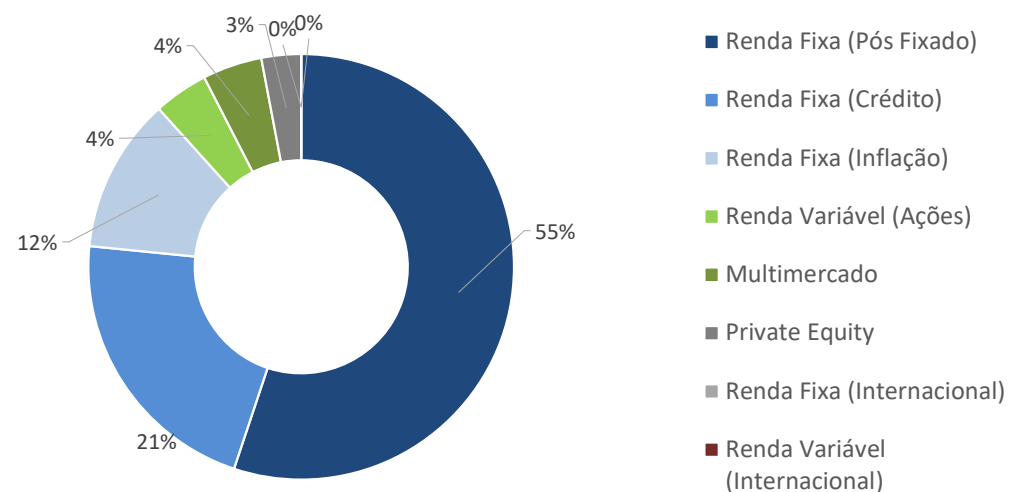


# Plano CV - Conservador

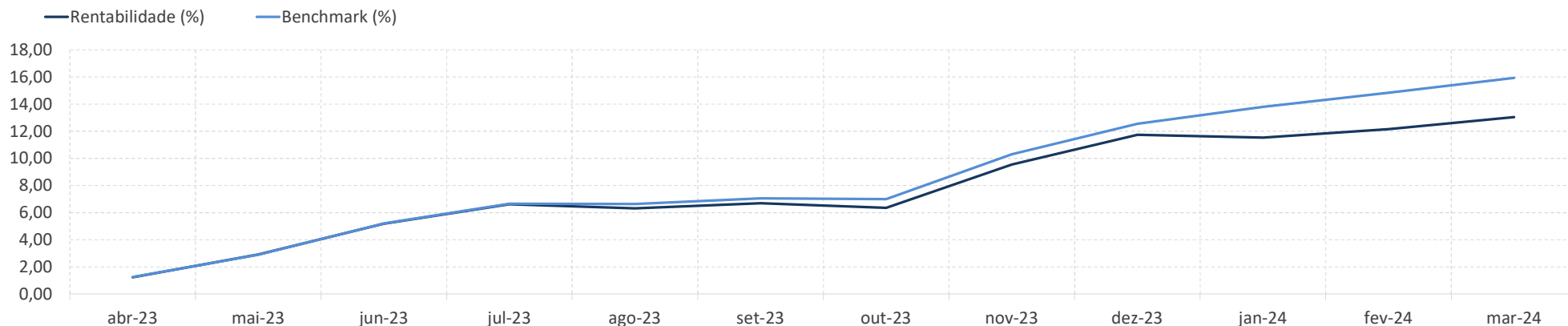


Rentabilidade (%)

	Perfil	Benchmark	CDI	IPCA	Ibovespa	Dólar
No Mês	0,82	0,88	0,83	0,16	-0,71	0,26
No Ano	1,97	2,78	2,62	1,42	-4,53	3,20
12 Meses	12,90	14,31	12,35	3,94	25,74	-1,66
24 Meses	21,23	24,14	27,28	8,77	6,76	5,45
36 Meses	28,54	31,49	35,49	21,06	9,84	-12,31
60 Meses	46,37	49,97	46,03	32,69	34,26	28,22

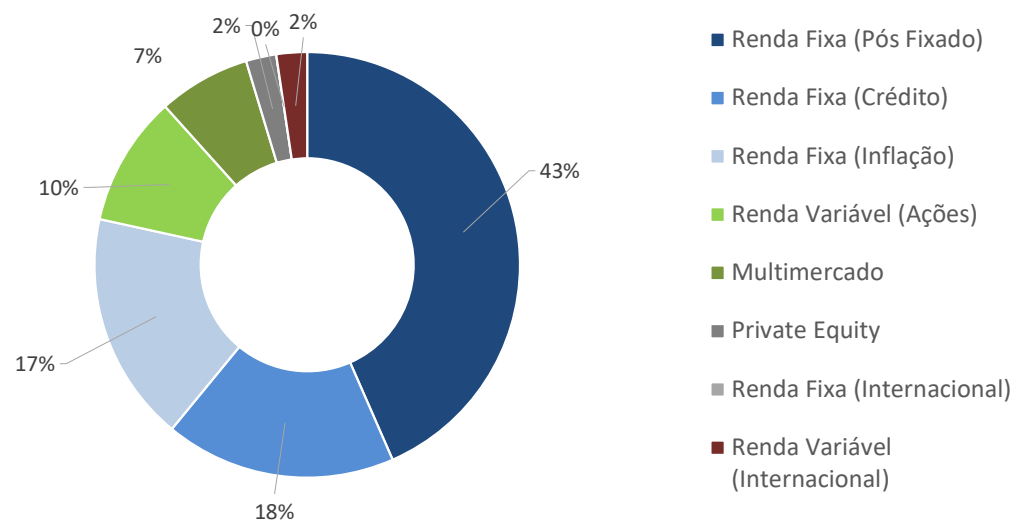


# Plano CV - Moderado

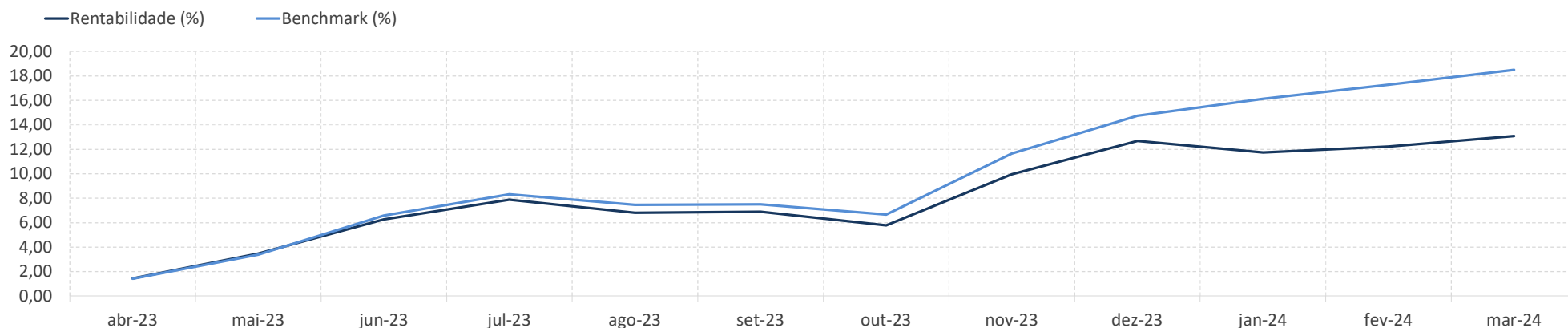


Rentabilidade (%)

	Perfil	Benchmark	CDI	IPCA	Ibovespa	Dólar
No Mês	0,80	0,96	0,83	0,16	-0,71	0,26
No Ano	1,18	3,02	2,62	1,42	-4,53	3,20
12 Meses	13,05	15,94	12,35	3,94	25,74	-1,66
24 Meses	19,06	22,69	27,28	8,77	6,76	5,45
36 Meses	24,60	29,21	35,49	21,06	9,84	-12,31
60 Meses	46,00	55,27	46,03	32,69	34,26	28,22



# Plano CV - Agressivo



Rentabilidade (%)

	Perfil	Benchmark	CDI	IPCA	Ibovespa	Dólar
No Mês	0,77	1,04	0,83	0,16	-0,71	0,26
No Ano	0,36	3,28	2,62	1,42	-4,53	3,20
12 Meses	13,08	18,51	12,35	3,94	25,74	-1,66
24 Meses	16,03	22,36	27,28	8,77	6,76	5,45
36 Meses	19,77	27,54	35,49	21,06	9,84	-12,31
60 Meses	44,51	58,27	46,03	32,69	34,26	28,22

