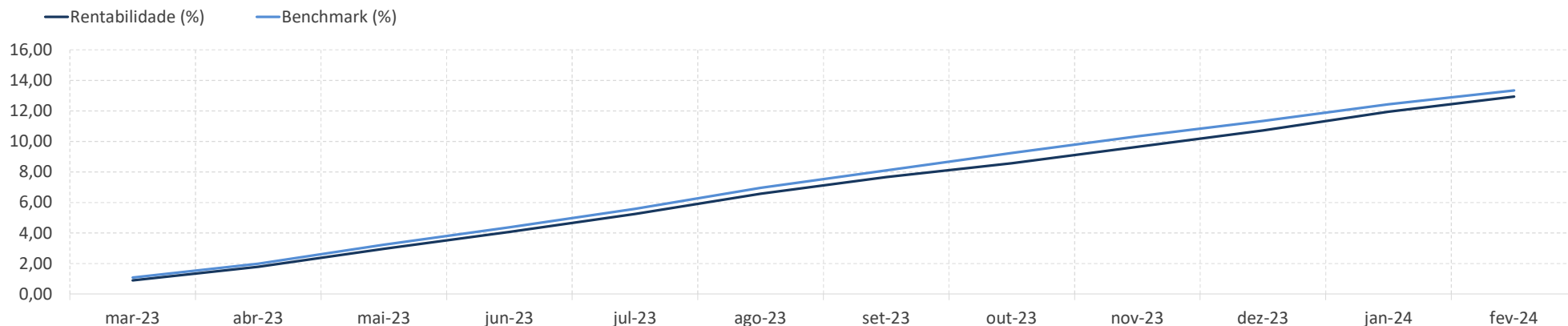
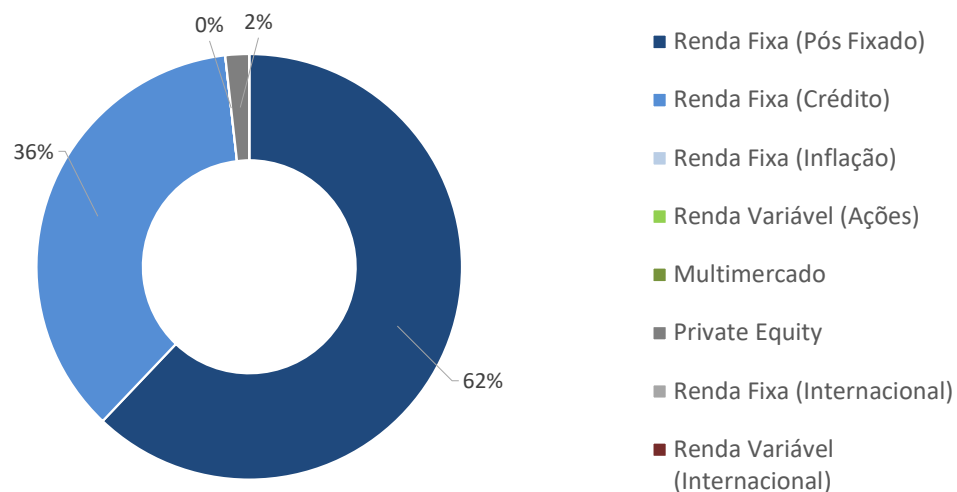


# Previleve - Super Conservador

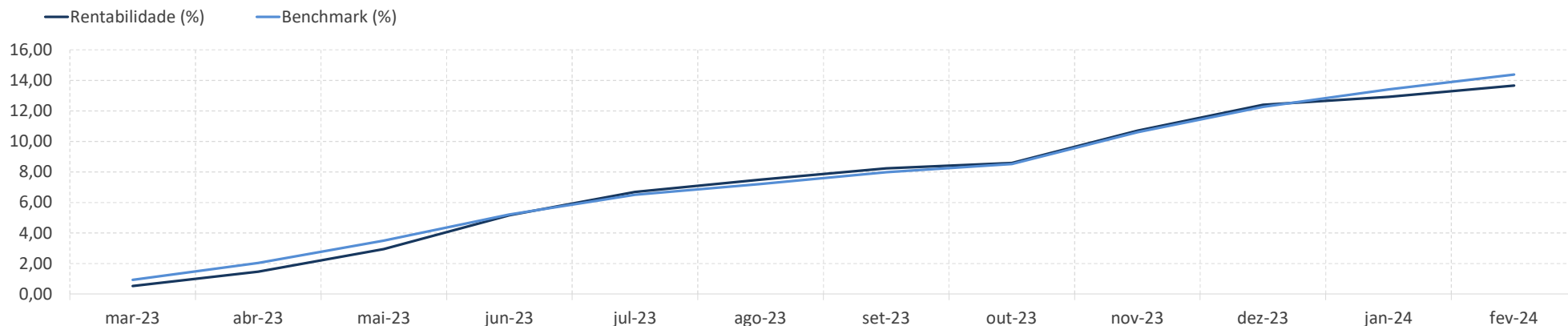


Rentabilidade (%)

	Perfil	Benchmark	CDI	IPCA	Ibovespa	Dólar
No Mês	0,89	0,81	0,80	0,83	0,99	0,60
No Ano	2,00	1,79	1,77	1,25	-3,85	2,93
12 Meses	12,94	13,35	12,73	4,50	22,96	-4,31
24 Meses	25,83	27,61	27,40	10,35	14,03	-3,04
36 Meses	35,70	34,95	34,64	21,98	17,25	-9,89
60 Meses		46,49	45,50	33,46	34,98	33,30

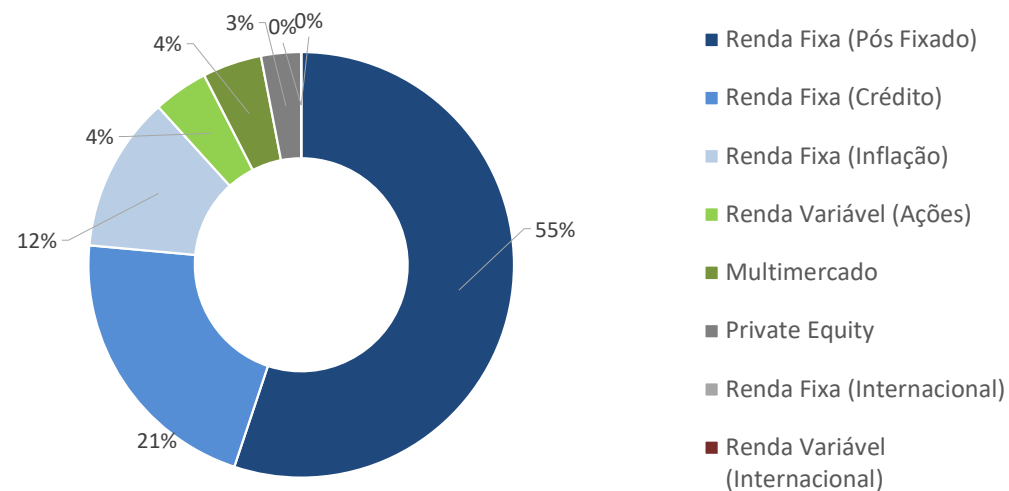


# Previleve - Conservador

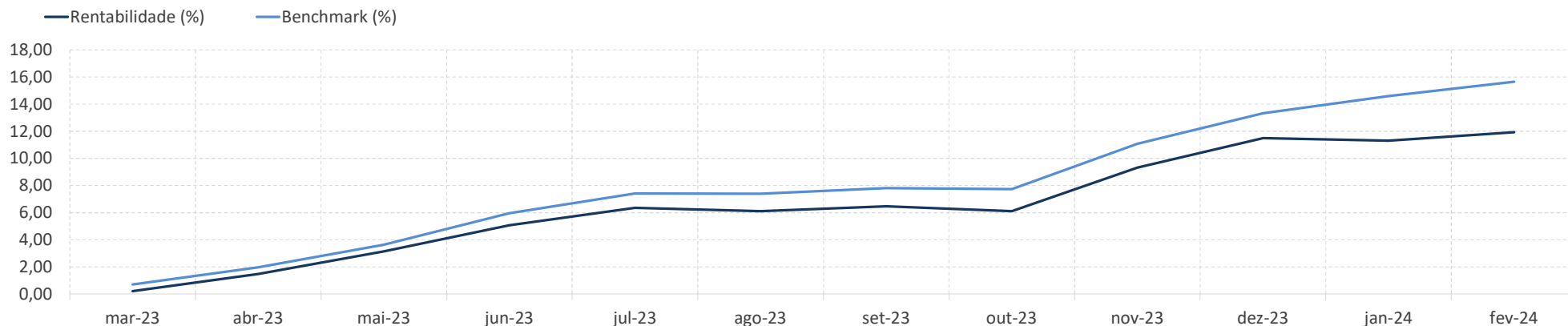


Rentabilidade (%)

	Perfil	Benchmark	CDI	IPCA	Ibovespa	Dólar
No Mês	0,65	0,85	0,80	0,83	0,99	0,60
No Ano	1,12	1,88	1,77	1,25	-3,85	2,93
12 Meses	13,65	14,38	12,73	4,50	22,96	-4,31
24 Meses	21,44	24,87	27,40	10,35	14,03	-3,04
36 Meses	29,56	31,19	34,64	21,98	17,25	-9,89
60 Meses		46,18	45,50	33,46	34,98	33,30

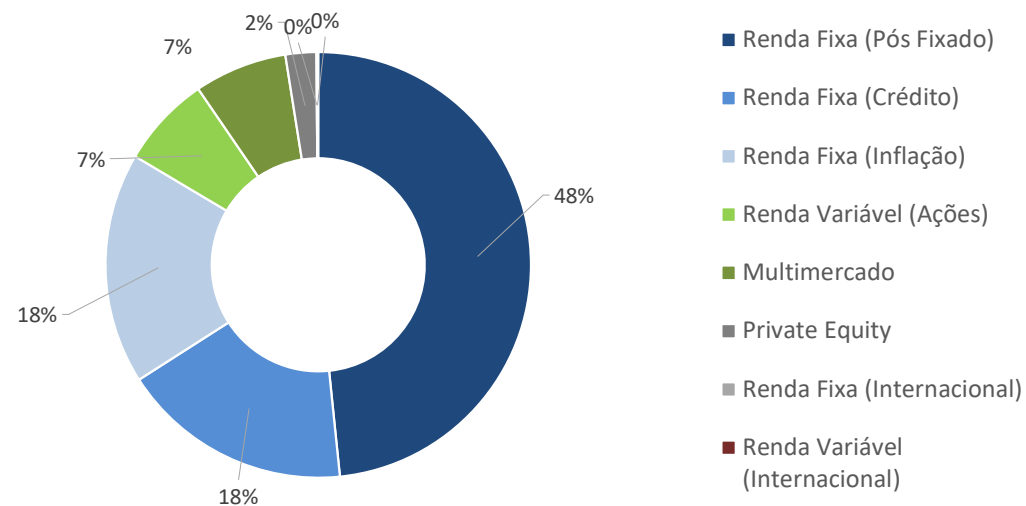


# Previleve - Moderado

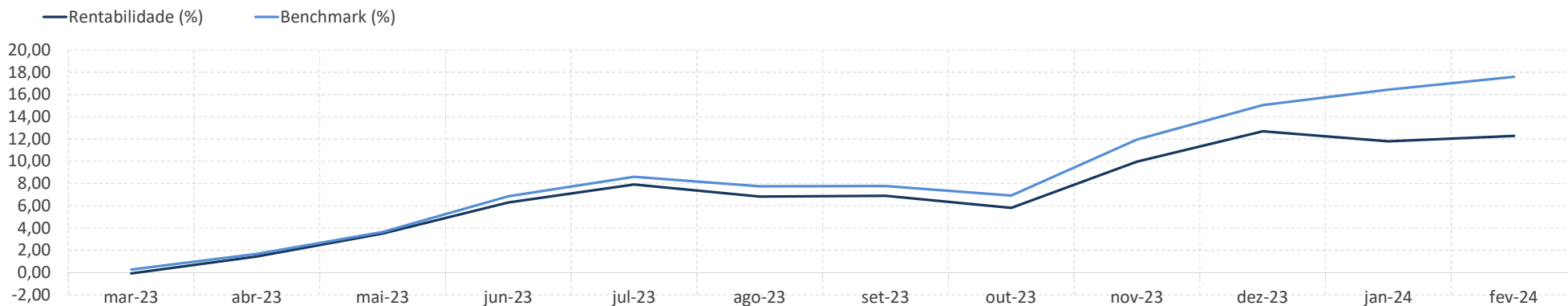


Rentabilidade (%)

	Perfil	Benchmark	CDI	IPCA	Ibovespa	Dólar
No Mês	0,55	0,92	0,80	0,83	0,99	0,60
No Ano	0,38	2,04	1,77	1,25	-3,85	2,93
12 Meses	11,92	15,65	12,73	4,50	22,96	-4,31
24 Meses	19,56	23,64	27,40	10,35	14,03	-3,04
36 Meses	27,01	29,36	34,64	21,98	17,25	-9,89
60 Meses		48,21	45,50	33,46	34,98	33,30



# Previleve - Agressivo



Rentabilidade (%)

	Perfil	Benchmark	CDI	IPCA	Ibovespa	Dólar
No Mês	0,44	1,00	0,80	0,83	0,99	0,60
No Ano	-0,36	2,22	1,77	1,25	-3,85	2,93
12 Meses	12,29	17,60	12,73	4,50	22,96	-4,31
24 Meses	17,60	23,73	27,40	10,35	14,03	-3,04
36 Meses	23,23	28,98	34,64	21,98	17,25	-9,89
60 Meses		51,32	45,50	33,46	34,98	33,30

