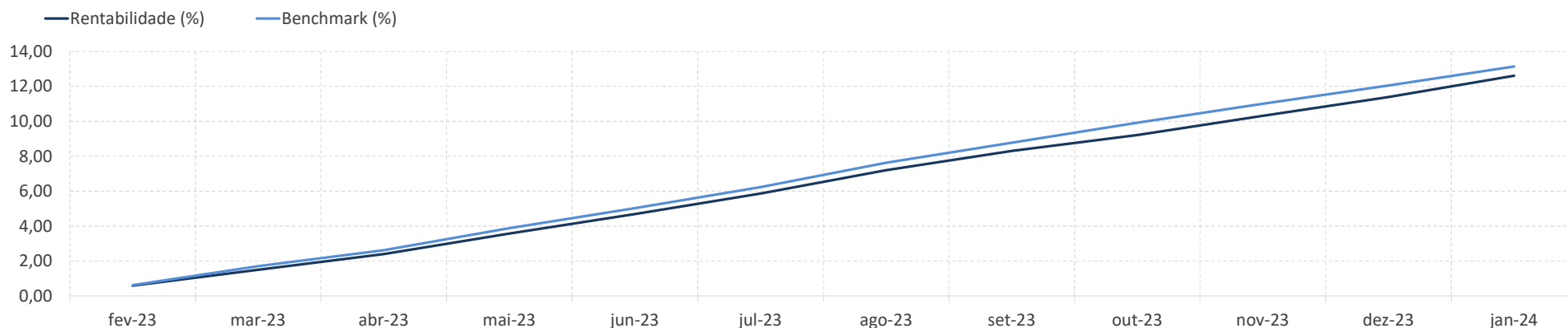
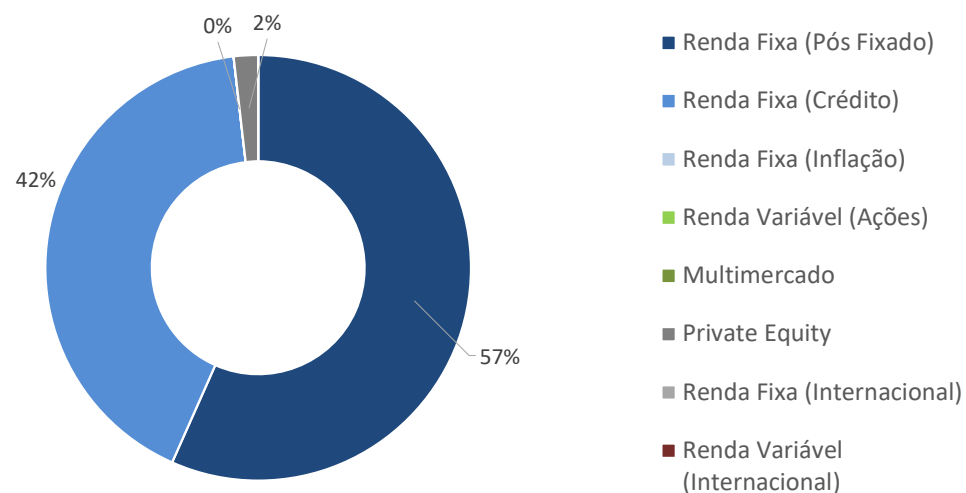


# Previleve - Super Conservador

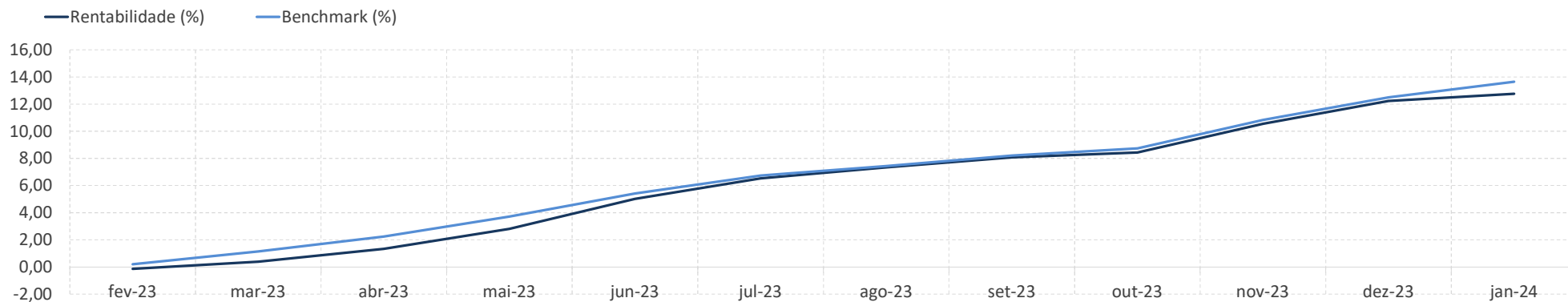


Rentabilidade (%)

	Perfil	Benchmark	CDI	IPCA	Ibovespa	Dólar
No Mês	1,10	0,98	0,97	0,42	-4,79	2,32
No Ano	1,10	0,98	0,97	0,42	-4,79	2,32
12 Meses	12,62	13,14	12,86	4,51	12,63	-2,86
24 Meses	26,33	27,60	27,34	10,55	13,92	-7,54
36 Meses	35,50	34,05	33,75	22,02	8,71	-9,54
60 Meses		46,07	45,06	32,93	31,17	35,64

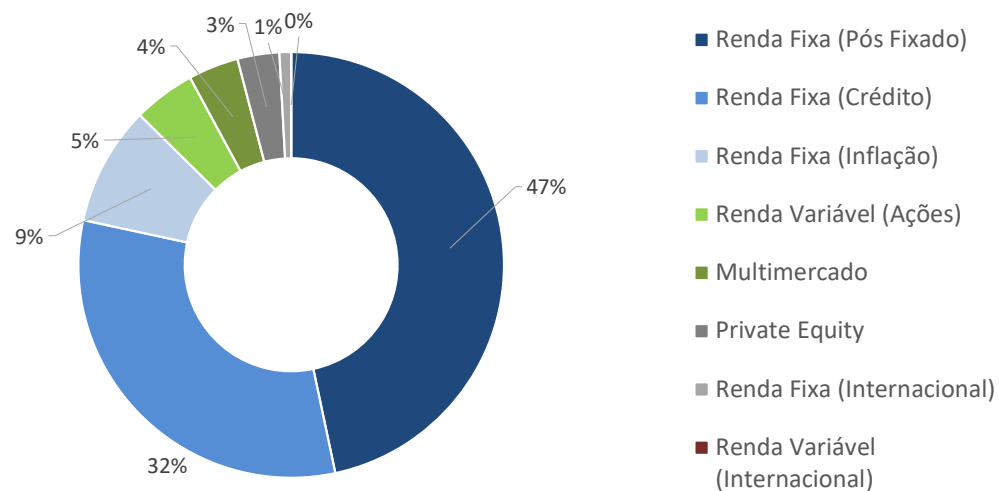


# Previlleve - Conservador

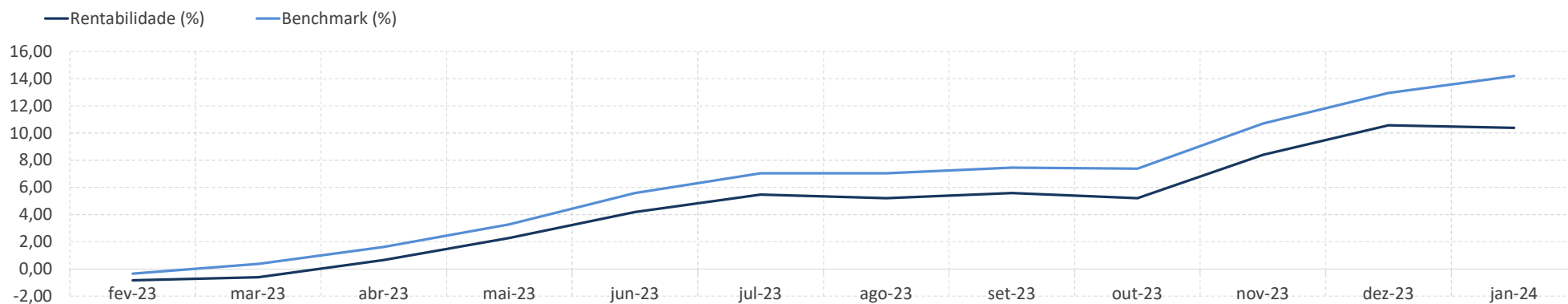


Rentabilidade (%)

	Perfil	Benchmark	CDI	IPCA	Ibovespa	Dólar
No Mês	0,47	1,02	0,97	0,42	-4,79	2,32
No Ano	0,47	1,02	0,97	0,42	-4,79	2,32
12 Meses	12,76	13,65	12,86	4,51	12,63	-2,86
24 Meses	21,93	24,50	27,34	10,55	13,92	-7,54
36 Meses	29,80	29,66	33,75	22,02	8,71	-9,54
60 Meses		45,74	45,06	32,93	31,17	35,64

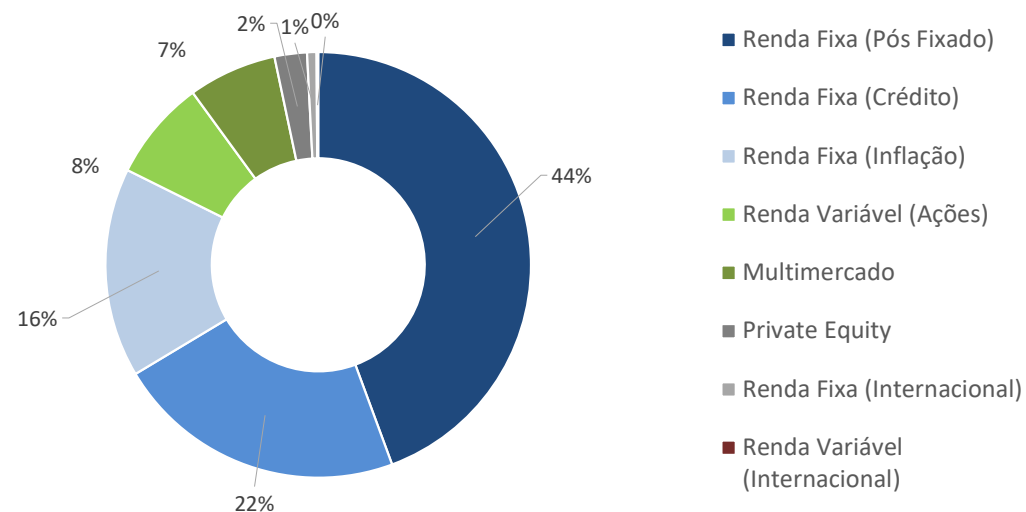


# Previleve - Moderado

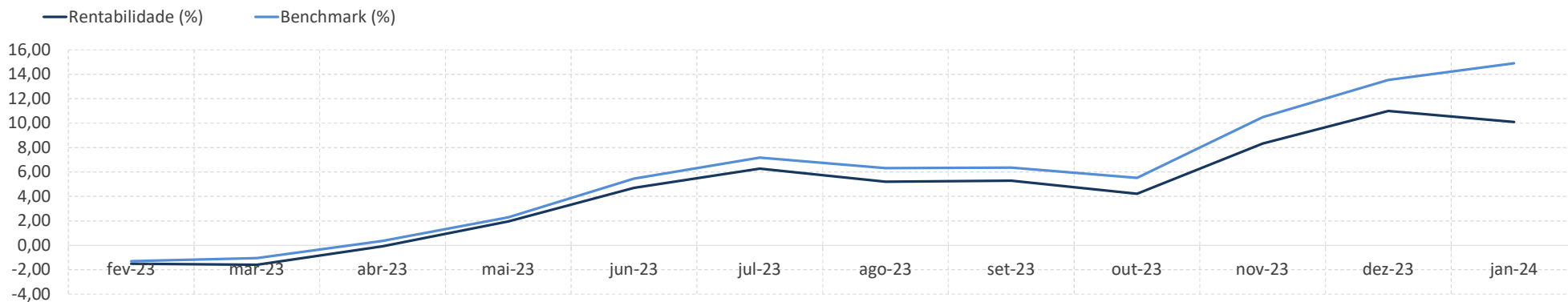


Rentabilidade (%)

	Perfil	Benchmark	CDI	IPCA	Ibovespa	Dólar
No Mês	-0,17	1,11	0,97	0,42	-4,79	2,32
No Ano	-0,17	1,11	0,97	0,42	-4,79	2,32
12 Meses	10,38	14,20	12,86	4,51	12,63	-2,86
24 Meses	19,68	22,88	27,34	10,55	13,92	-7,54
36 Meses	27,52	27,39	33,75	22,02	8,71	-9,54
60 Meses		47,69	45,06	32,93	31,17	35,64



# Previleve - Agressivo



Rentabilidade (%)

	Perfil	Benchmark	CDI	IPCA	Ibovespa	Dólar
No Mês	-0,79	1,21	0,97	0,42	-4,79	2,32
No Ano	-0,79	1,21	0,97	0,42	-4,79	2,32
12 Meses	10,11	14,91	12,86	4,51	12,63	-2,86
24 Meses	17,79	22,77	27,34	10,55	13,92	-7,54
36 Meses	23,96	26,38	33,75	22,02	8,71	-9,54
60 Meses		50,70	45,06	32,93	31,17	35,64

