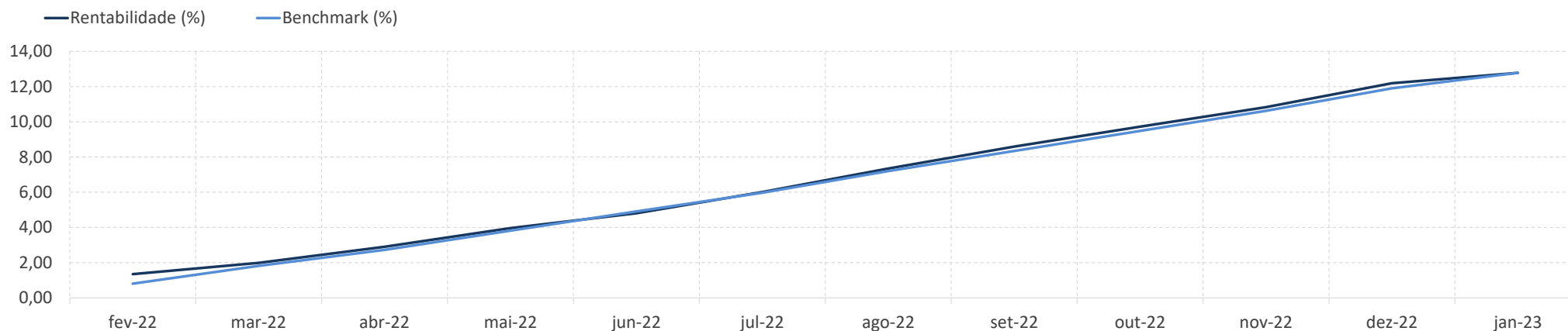
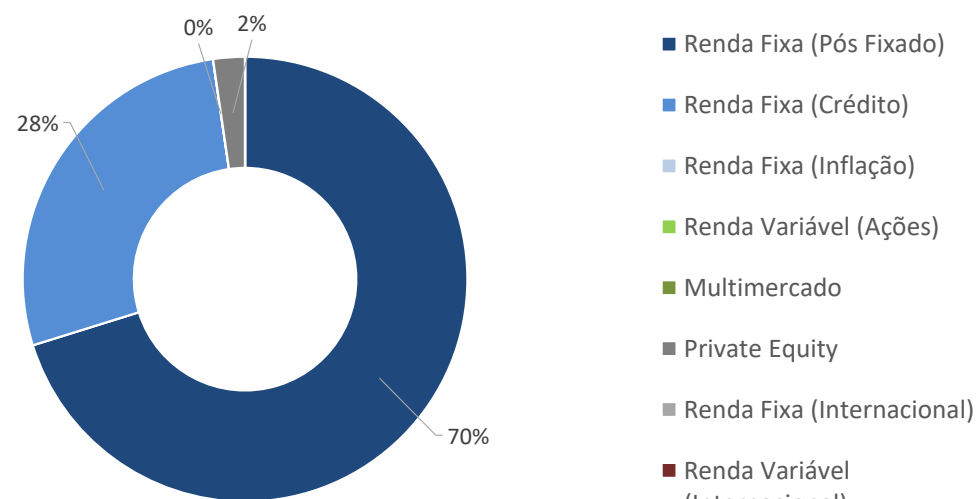


## Plano CD - Super Conservador

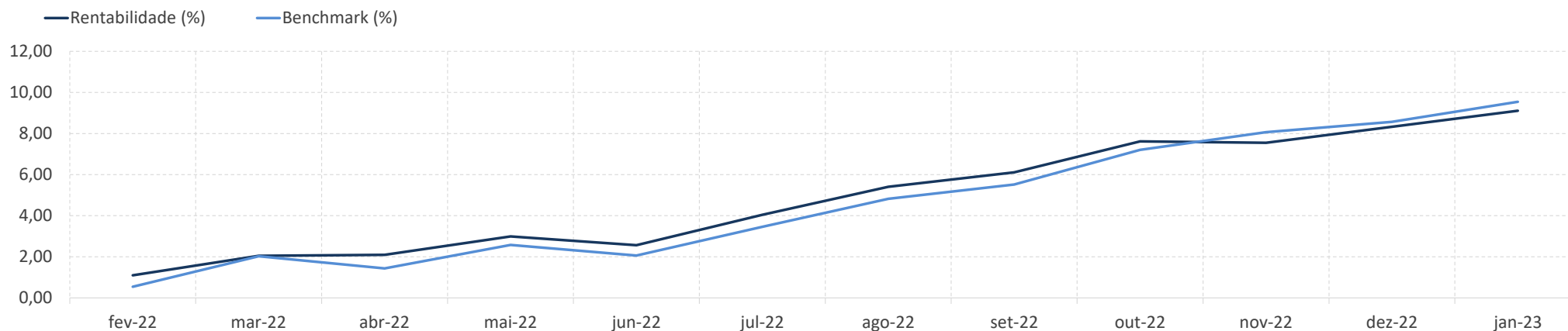


Rentabilidade (%)

	Perfil	Benchmark	IPCA	CDI	Ibovespa	Dólar
12 Meses	12,78	12,78	5,77	12,83	1,15	-4,82
24 Meses	20,85	18,47	16,75	18,50	-3,48	-6,88
36 Meses	22,83	21,69	22,08	21,50	-0,29	19,44
60 Meses			31,58	36,09	32,89	57,15
No Ano	0,52	0,78	0,53	1,12	3,37	-2,27
No Mês	0,52	0,78	0,53	1,12	3,37	-2,27

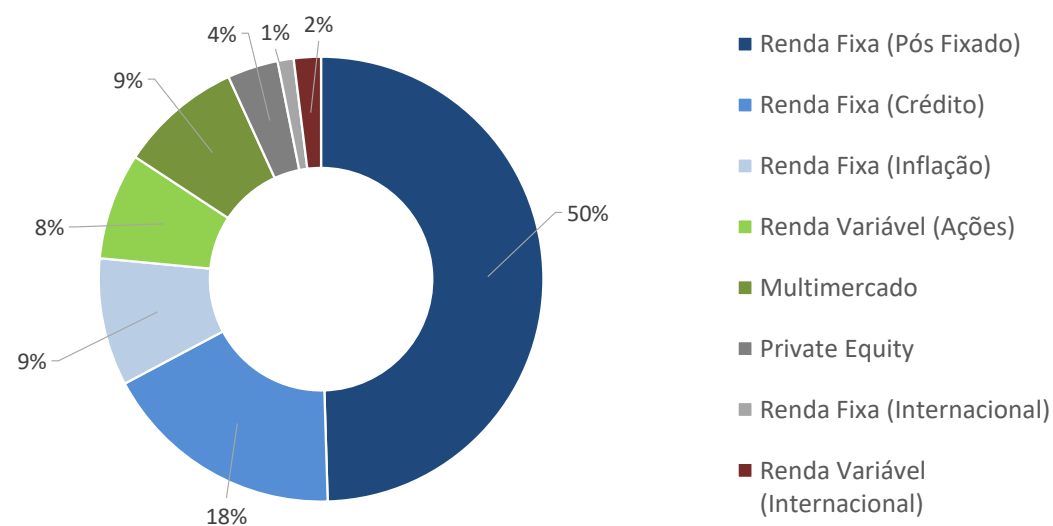


## Plano CD - Conservador

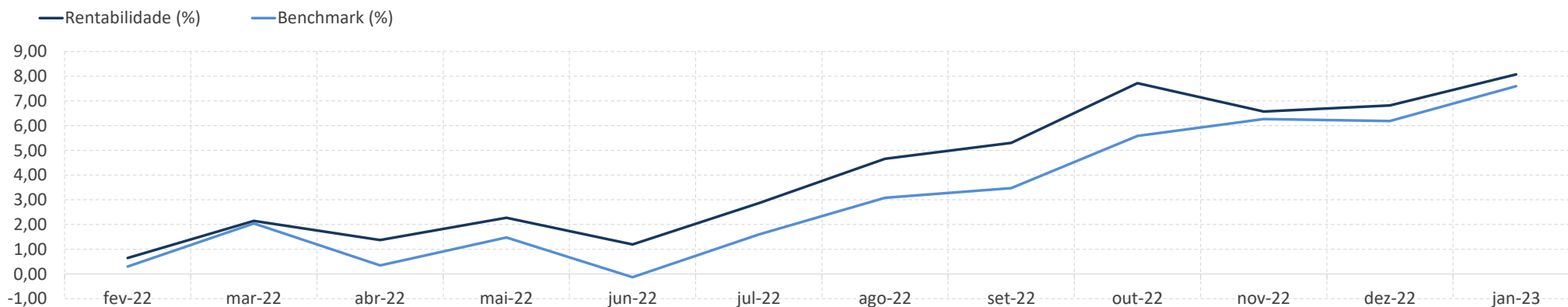


Rentabilidade (%)

	Perfil	Benchmark	IPCA	CDI	Ibovespa	Dólar
12 Meses	9,11	9,54	5,77	12,83	1,15	-4,82
24 Meses	16,16	14,09	16,75	18,50	-3,48	-6,88
36 Meses	17,92	20,54	22,08	21,50	-0,29	19,44
60 Meses			31,58	36,09	32,89	57,15
No Ano	0,72	0,90	0,53	1,12	3,37	-2,27
No Mês	0,72	0,90	0,53	1,12	3,37	-2,27

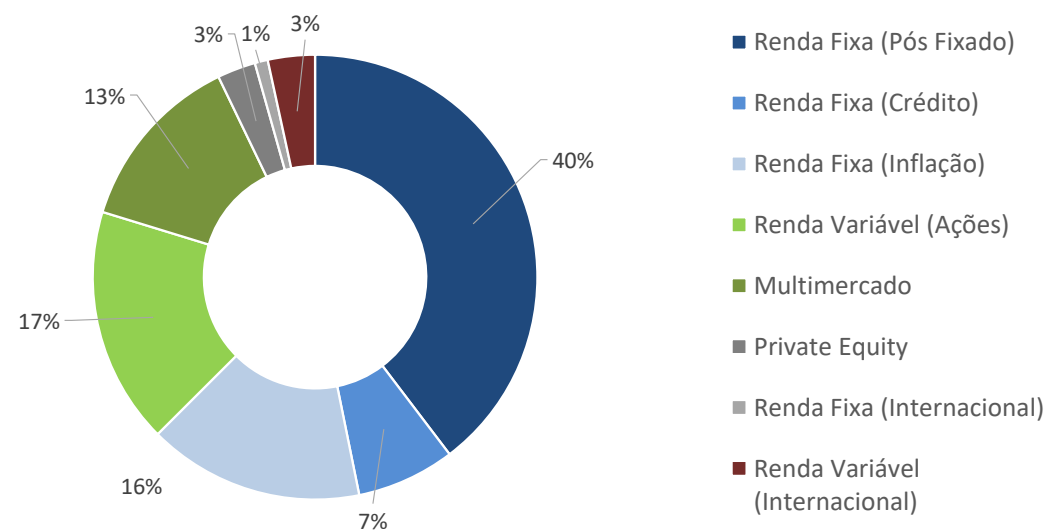


## Plano CD - Moderado

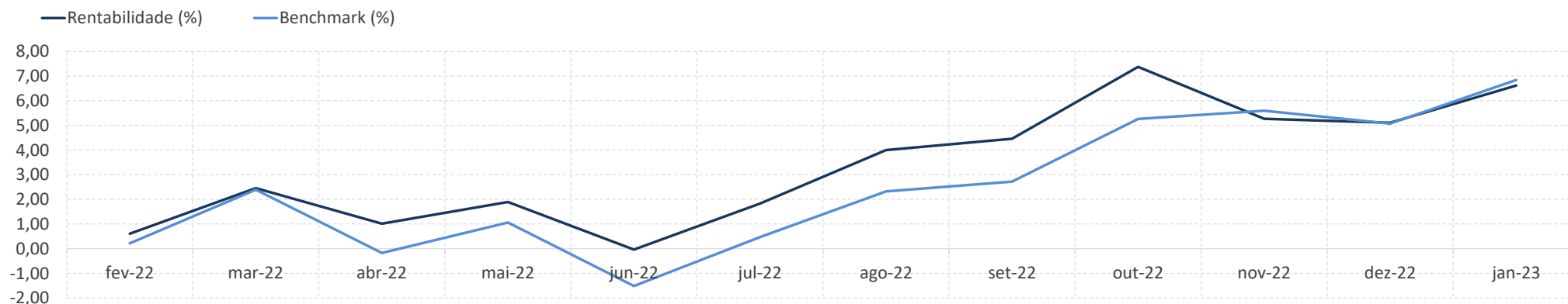


Rentabilidade (%)

	Perfil	Benchmark	IPCA	CDI	Ibovespa	Dólar
12 Meses	8,07	7,60	5,77	12,83	1,15	-4,82
24 Meses	14,62	11,54	16,75	18,50	-3,48	-6,88
36 Meses	17,16	21,22	22,08	21,50	-0,29	19,44
60 Meses			31,58	36,09	32,89	57,15
No Ano	1,18	1,33	0,53	1,12	3,37	-2,27
No Mês	1,18	1,33	0,53	1,12	3,37	-2,27



## Plano CD - Agressivo



Rentabilidade (%)

	Perfil	Benchmark	IPCA	CDI	Ibovespa	Dólar
12 Meses	6,61	6,84	5,77	12,83	1,15	-4,82
24 Meses	12,14	9,98	16,75	18,50	-3,48	-6,88
36 Meses	15,93	22,58	22,08	21,50	-0,29	19,44
60 Meses			31,58	36,09	32,89	57,15
No Ano	1,43	1,69	0,53	1,12	3,37	-2,27
No Mês	1,43	1,69	0,53	1,12	3,37	-2,27

