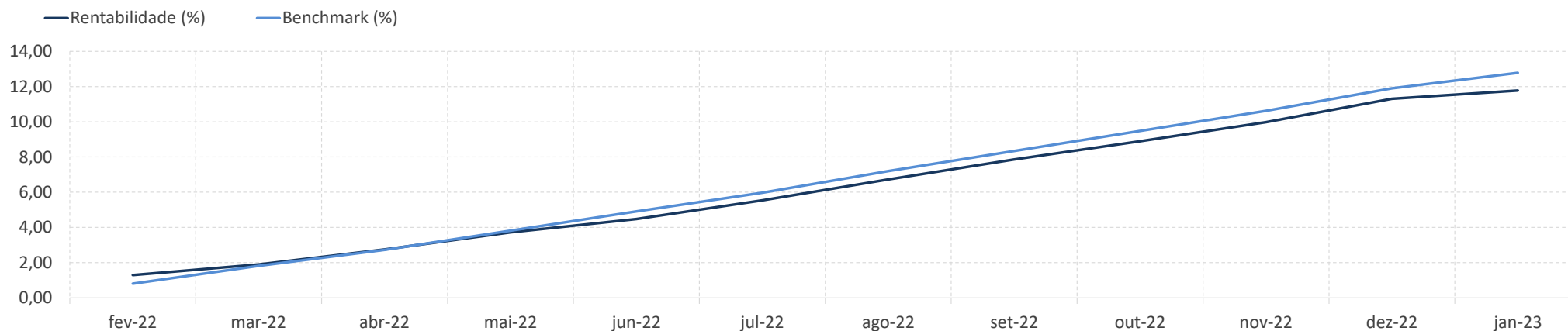
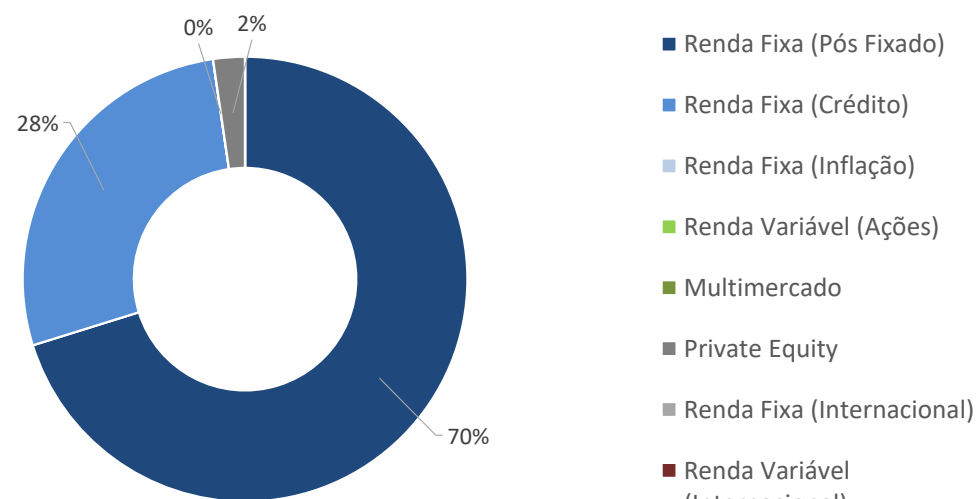


Plano CV - Super Conservador

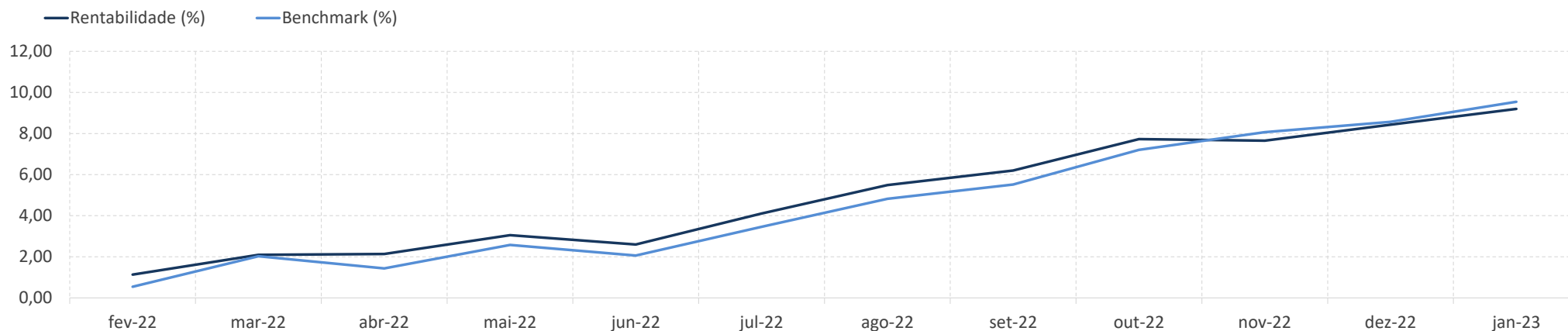


Rentabilidade (%)

	Perfil	Benchmark	IPCA	CDI	Ibovespa	Dólar
12 Meses	11,77	12,78	5,77	12,83	1,15	-4,82
24 Meses	19,69	18,47	16,75	18,50	-3,48	-6,88
36 Meses	22,11	21,48	22,08	21,50	-0,29	19,44
60 Meses		#VALOR!	31,58	36,09	32,89	57,15
No Ano	0,42	0,78	0,53	1,12	3,37	-2,27
No Mês	0,42	0,78	0,53	1,12	3,37	-2,27

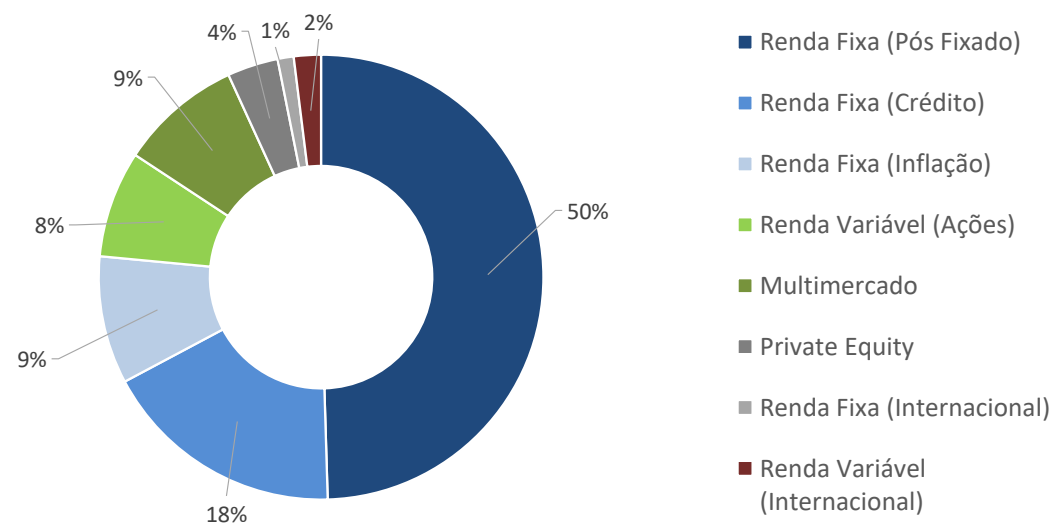


Plano CV - Conservador

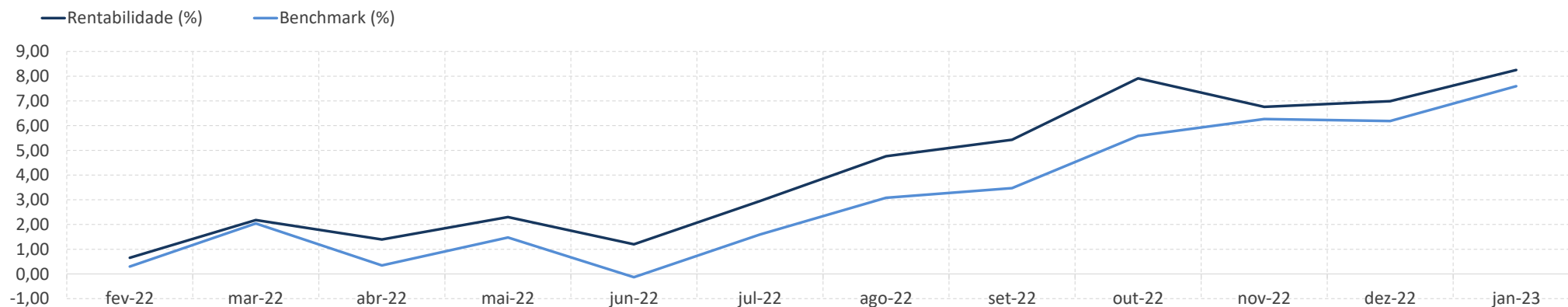


Rentabilidade (%)

	Perfil	Benchmark	IPCA	CDI	Ibovespa	Dólar
12 Meses	9,20	9,54	5,77	12,83	1,15	-4,82
24 Meses	11,76	13,30	16,75	18,50	-3,48	-6,88
36 Meses	17,40	18,77	22,08	21,50	-0,29	19,44
60 Meses	#####	#VALOR!	31,58	36,09	32,89	57,15
No Ano	0,71	0,90	0,53	1,12	3,37	-2,27
No Mês	0,71	0,90	0,53	1,12	3,37	-2,27

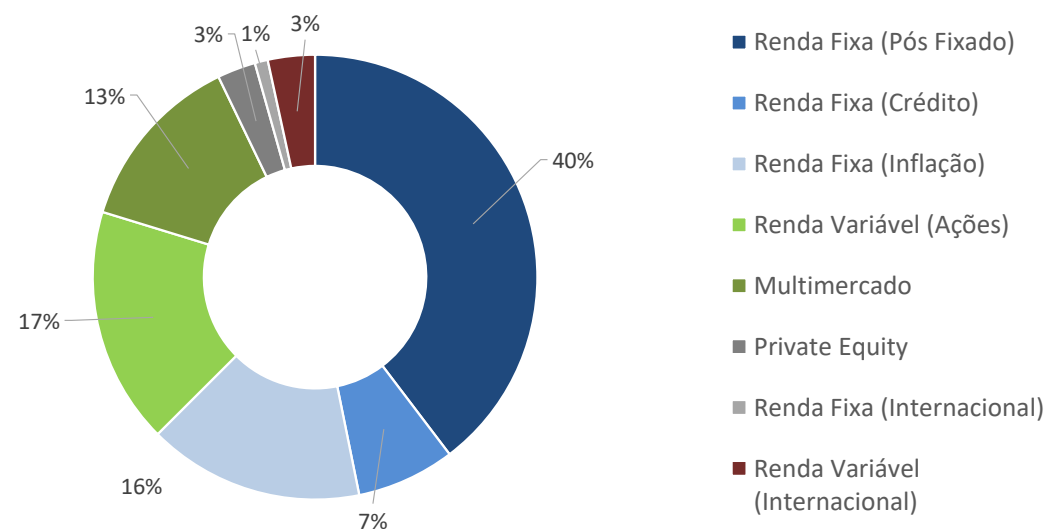


Plano CV - Moderado

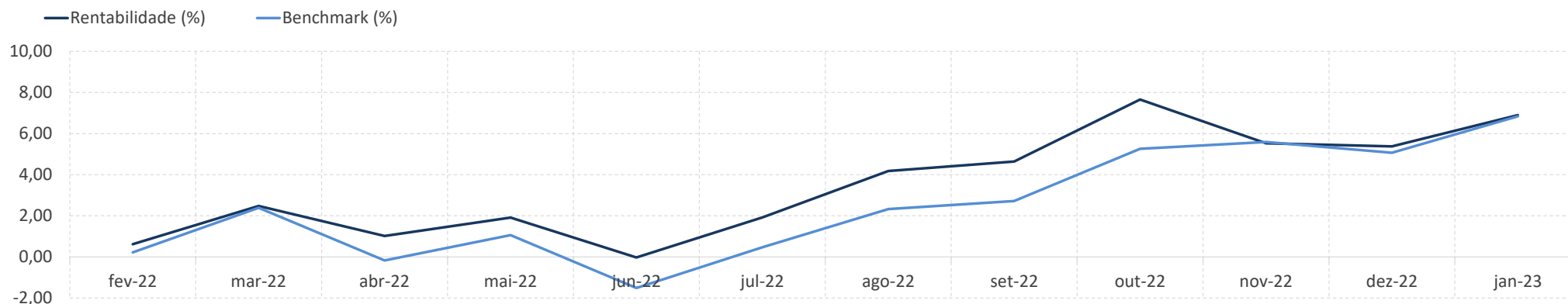


Rentabilidade (%)

	Perfil	Benchmark	IPCA	CDI	Ibovespa	Dólar
12 Meses	8,25	7,60	5,77	12,83	1,15	-4,82
24 Meses	9,55	11,51	16,75	18,50	-3,48	-6,88
36 Meses	15,87	19,96	22,08	21,50	-0,29	19,44
60 Meses	#####	#VALOR!	31,58	36,09	32,89	57,15
No Ano	1,18	1,33	0,53	1,12	3,37	-2,27
No Mês	1,18	1,33	0,53	1,12	3,37	-2,27



Plano CV - Agressivo



Rentabilidade (%)

	Perfil	Benchmark	IPCA	CDI	Ibovespa	Dólar
12 Meses	6,90	6,84	5,77	12,83	1,15	-4,82
24 Meses	7,00	9,88	16,75	18,50	-3,48	-6,88
36 Meses	14,01	19,44	22,08	21,50	-0,29	19,44
60 Meses	#####	#VALOR!	31,58	36,09	32,89	57,15
No Ano	1,44	1,69	0,53	1,12	3,37	-2,27
No Mês	1,44	1,69	0,53	1,12	3,37	-2,27

