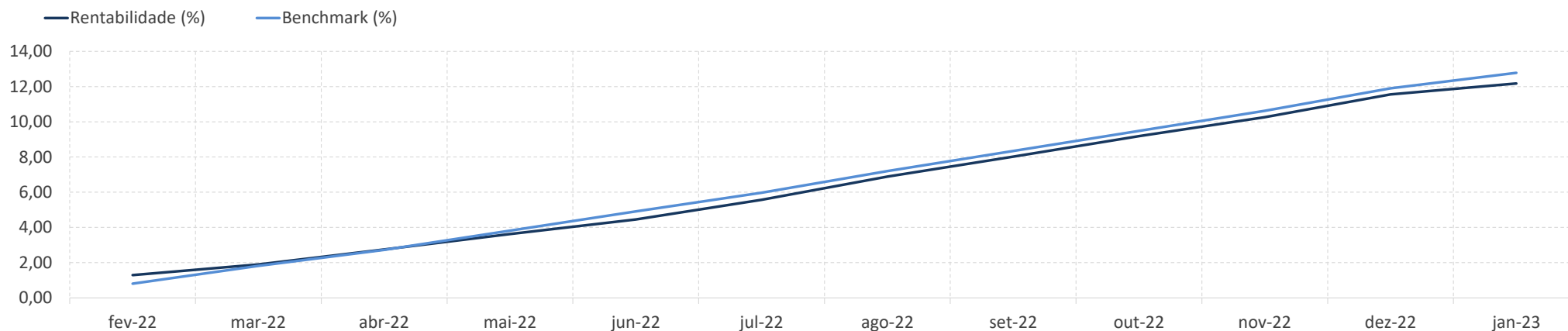
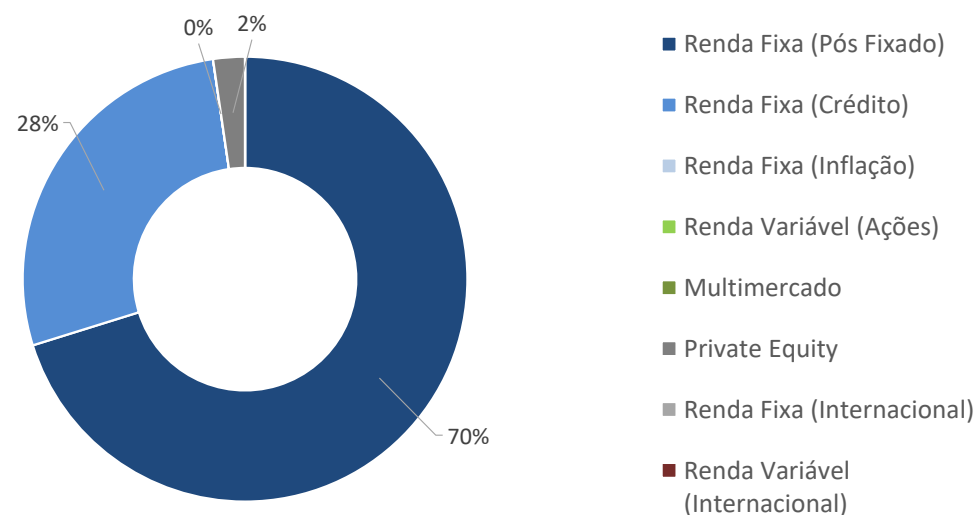


Previleve - Super Conservador

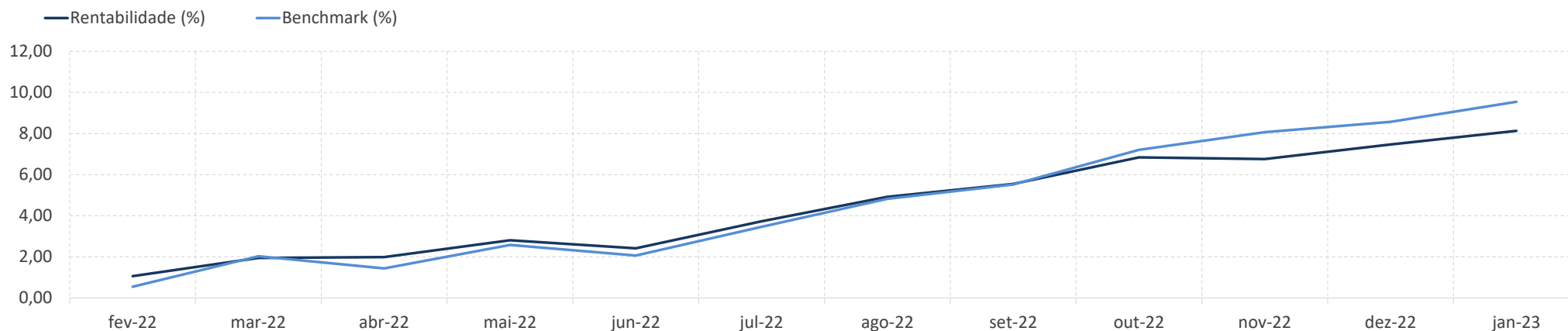


Rentabilidade (%)

	Perfil	Benchmark	IPCA	CDI	Ibovespa	Dólar
12 Meses	12,18	12,78	5,77	12,83	1,15	-4,82
24 Meses	20,32	18,47	16,75	18,50	-3,48	-6,88
36 Meses	22,67	21,69	22,08	21,50	-0,29	19,44
60 Meses			31,58	36,09	32,89	57,15
No Ano	0,55	0,78	0,53	1,12	3,37	-2,27
No Mês	0,55	0,78	0,53	1,12	3,37	-2,27

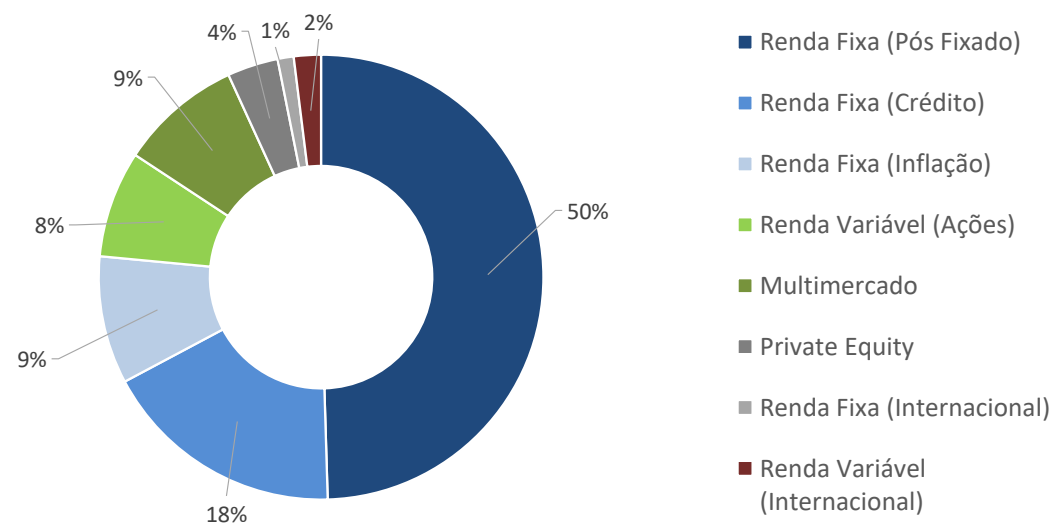


Previleve - Conservador

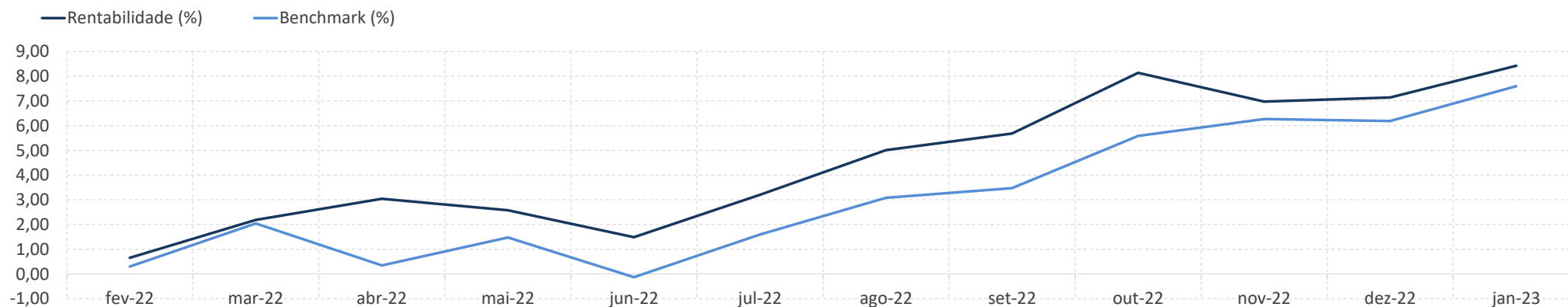


Rentabilidade (%)

	Perfil	Benchmark	IPCA	CDI	Ibovespa	Dólar
12 Meses	8,13	9,54	5,77	12,83	1,15	-4,82
24 Meses	15,11	14,09	16,75	18,50	-3,48	-6,88
36 Meses	17,76	20,54	22,08	21,50	-0,29	19,44
60 Meses			31,58	36,09	32,89	57,15
No Ano	0,62	0,90	0,53	1,12	3,37	-2,27
No Mês	0,62	0,90	0,53	1,12	3,37	-2,27

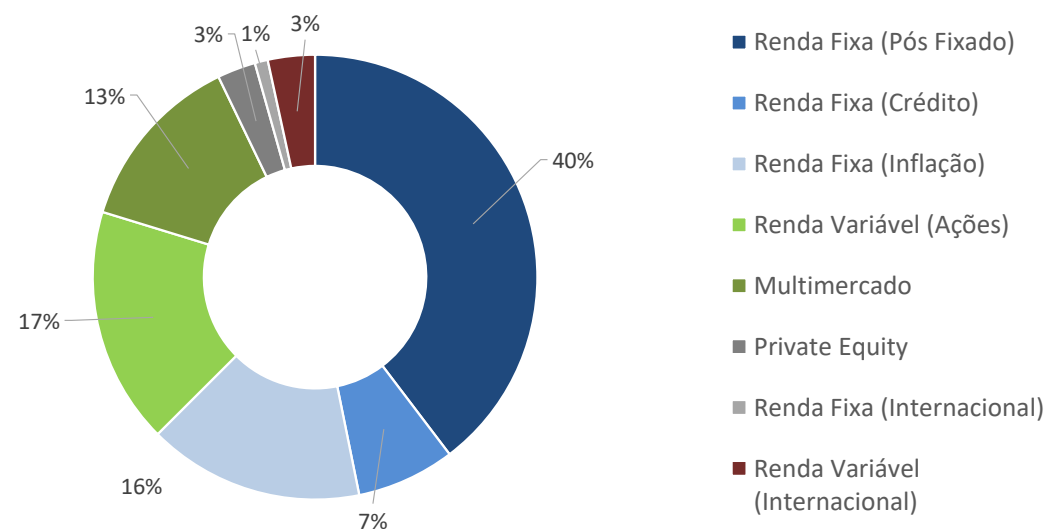


Previleve - Moderado

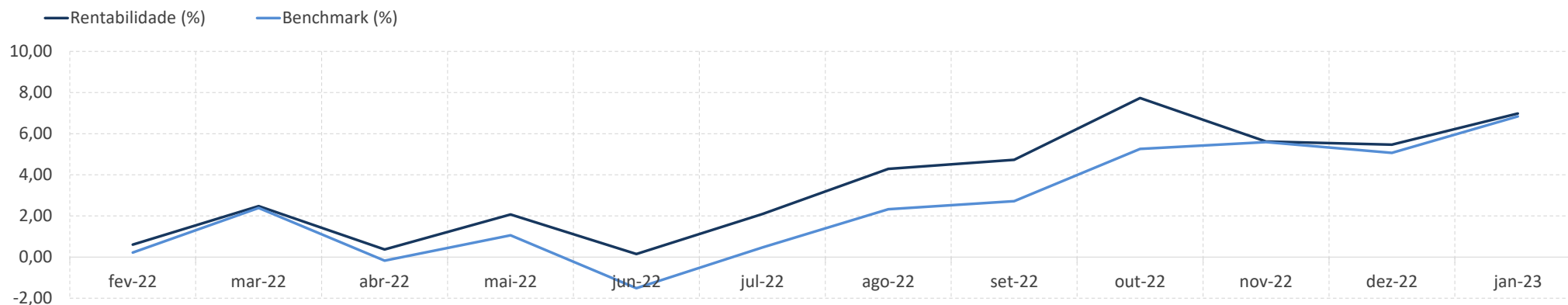


Rentabilidade (%)

	Perfil	Benchmark	IPCA	CDI	Ibovespa	Dólar
12 Meses	8,42	7,60	5,77	12,83	1,15	-4,82
24 Meses	15,52	11,54	16,75	18,50	-3,48	-6,88
36 Meses	18,71	21,22	22,08	21,50	-0,29	19,44
60 Meses			31,58	36,09	32,89	57,15
No Ano	1,20	1,33	0,53	1,12	3,37	-2,27
No Mês	1,20	1,33	0,53	1,12	3,37	-2,27



Previleve - Agressivo



Rentabilidade (%)

	Perfil	Benchmark	IPCA	CDI	Ibovespa	Dólar
12 Meses	6,98	6,84	5,77	12,83	1,15	-4,82
24 Meses	12,58	9,98	16,75	18,50	-3,48	-6,88
36 Meses	16,15	22,58	22,08	21,50	-0,29	19,44
60 Meses			31,58	36,09	32,89	57,15
No Ano	1,44	1,69	0,53	1,12	3,37	-2,27
No Mês	1,44	1,69	0,53	1,12	3,37	-2,27

