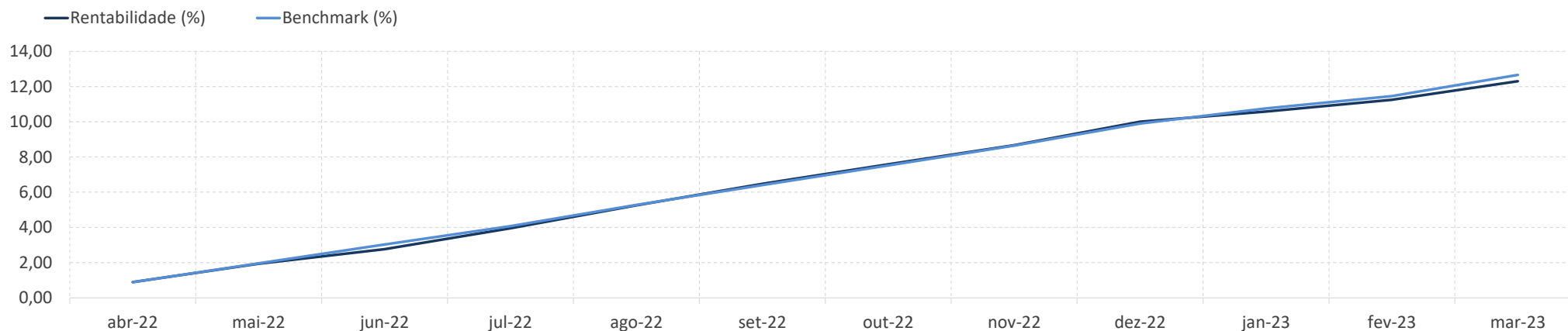
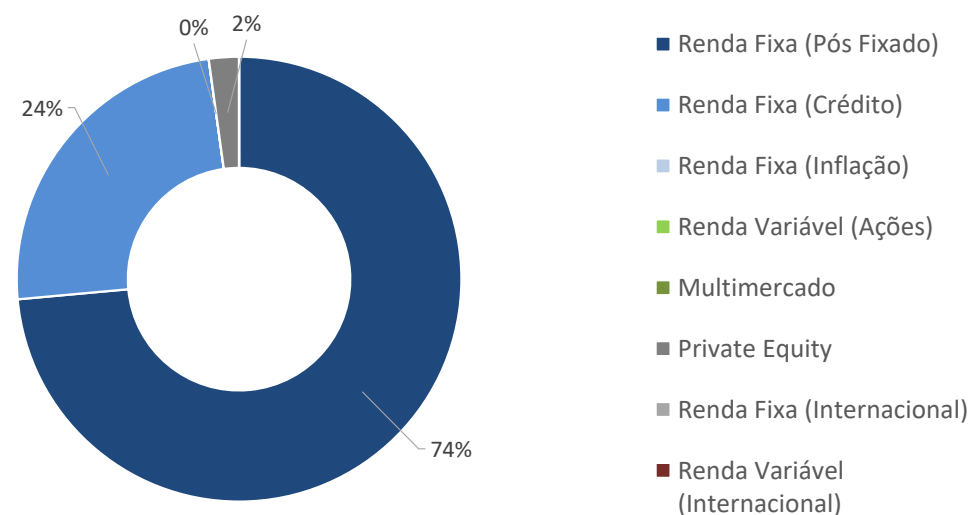


# Plano CD - Super Conservador

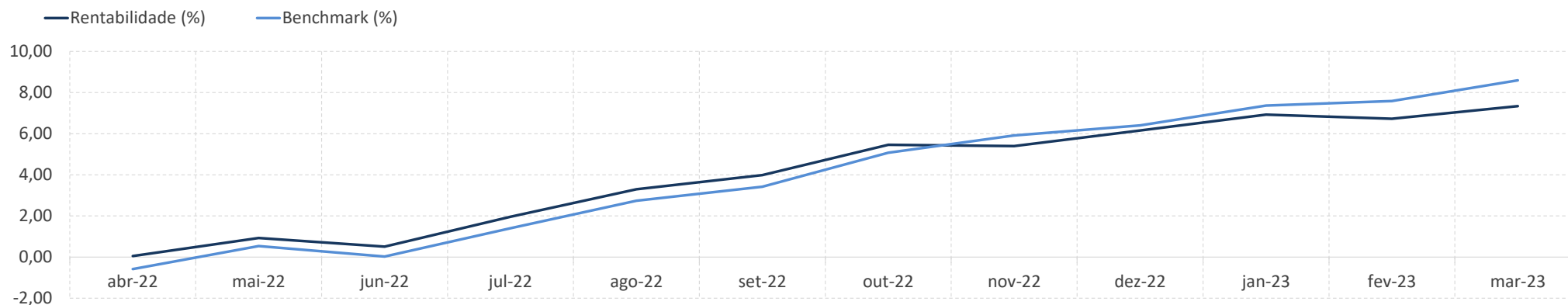


Rentabilidade (%)

	Perfil	Benchmark	IPCA	CDI	Ibovespa	Dólar
12 Meses	12,30	12,66	4,65	13,29	-15,10	7,23
24 Meses	21,88	20,11	16,48	20,59	-12,65	-10,83
36 Meses	26,84	22,96	23,58	23,27	39,53	-2,28
60 Meses	40,96	38,67	33,21	37,51	18,31	45,94
No Ano	2,09	2,51	2,09	3,25	-7,16	-2,63
No Mês	0,94	1,08	0,71	1,17	-2,91	-2,45

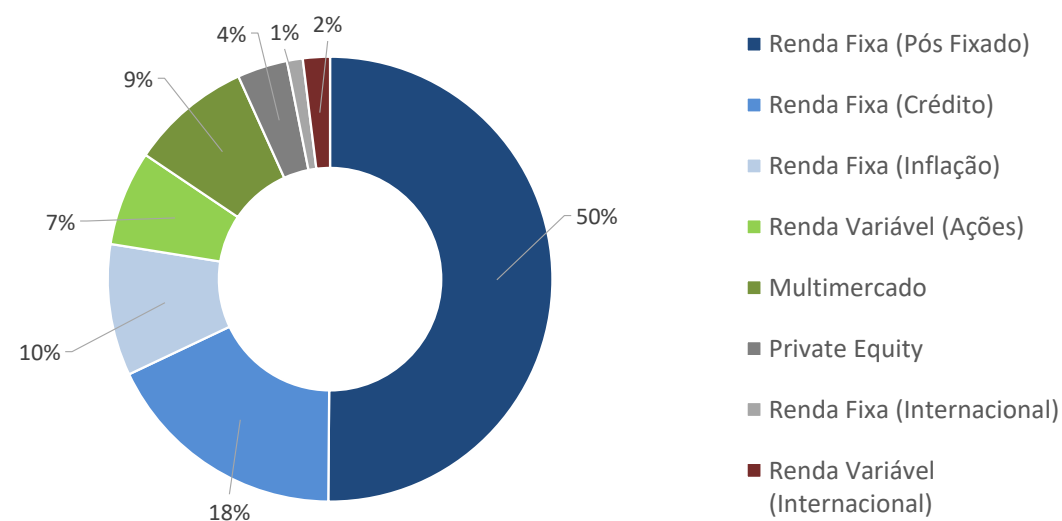


## Plano CD - Conservador

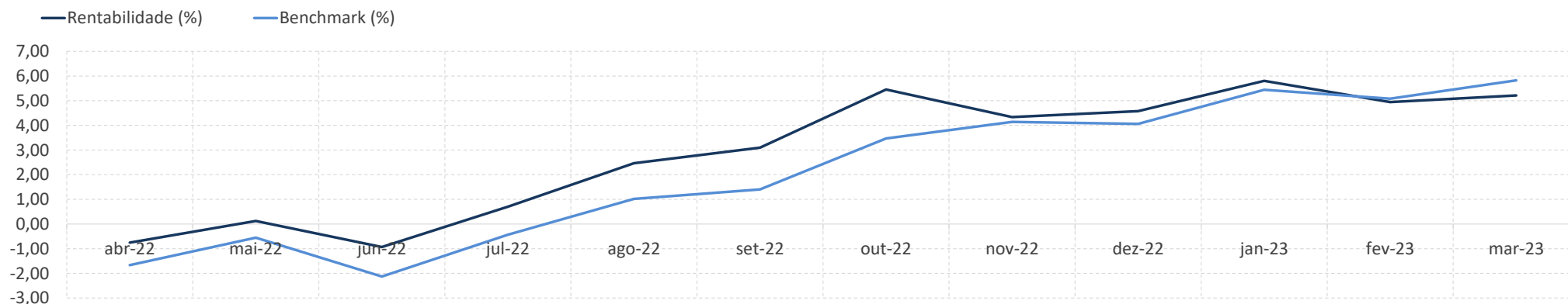


Rentabilidade (%)

	Perfil	Benchmark	IPCA	CDI	Ibovespa	Dólar
12 Meses	7,34	8,60	4,65	13,29	-15,10	7,23
24 Meses	15,42	14,66	16,48	20,59	-12,65	-10,83
36 Meses	30,08	21,07	23,58	23,27	39,53	-2,28
60 Meses	41,14	37,33	33,21	37,51	18,31	45,94
No Ano	1,11	2,06	2,09	3,25	-7,16	-2,63
No Mês	0,57	0,94	0,71	1,17	-2,91	-2,45

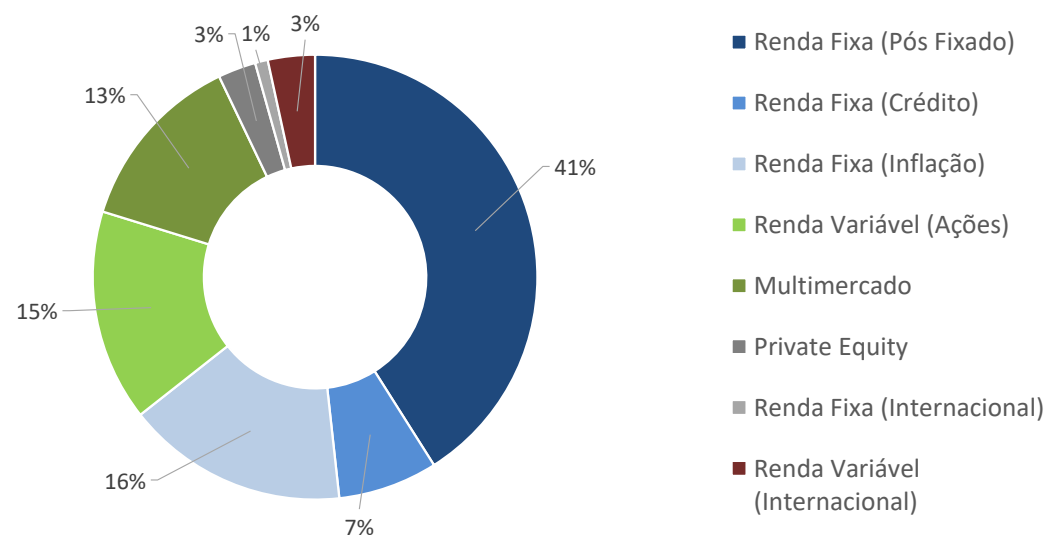


## Plano CD - Moderado

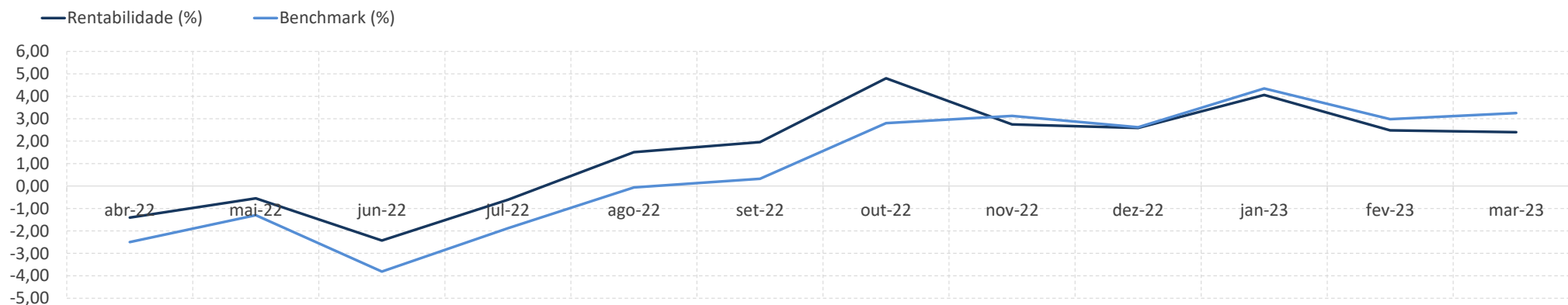


Rentabilidade (%)

	Perfil	Benchmark	IPCA	CDI	Ibovespa	Dólar
12 Meses	5,22	5,82	4,65	13,29	-15,10	7,23
24 Meses	12,75	10,95	16,48	20,59	-12,65	-10,83
36 Meses	32,75	20,77	23,58	23,27	39,53	-2,28
60 Meses	43,64	37,77	33,21	37,51	18,31	45,94
No Ano	0,61	1,69	2,09	3,25	-7,16	-2,63
No Mês	0,26	0,71	0,71	1,17	-2,91	-2,45



## Plano CD - Agressivo



Rentabilidade (%)

	Perfil	Benchmark	IPCA	CDI	Ibovespa	Dólar
12 Meses	2,40	3,25	4,65	13,29	-15,10	7,23
24 Meses	9,24	7,50	16,48	20,59	-12,65	-10,83
36 Meses	31,98	20,38	23,58	23,27	39,53	-2,28
60 Meses	44,29	38,11	33,21	37,51	18,31	45,94
No Ano	-0,18	0,62	2,09	3,25	-7,16	-2,63
No Mês	-0,08	0,27	0,71	1,17	-2,91	-2,45

