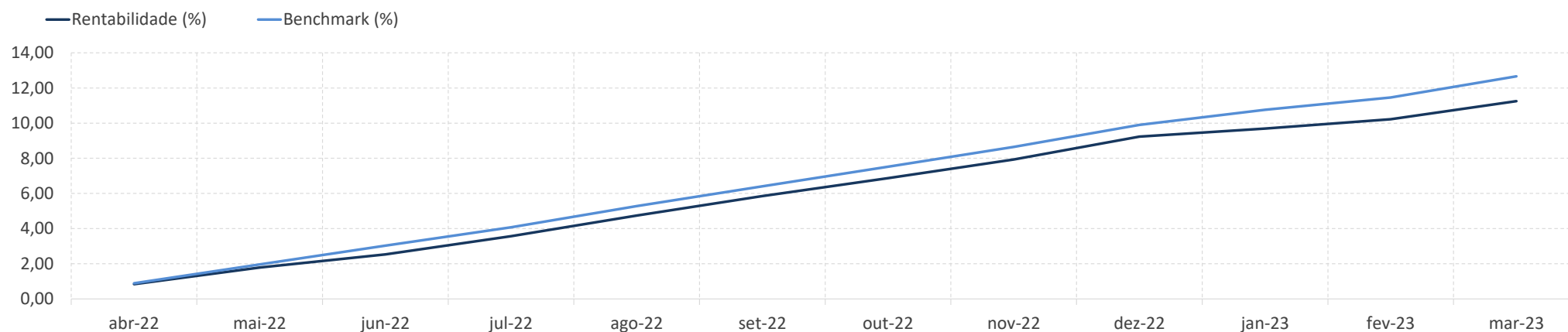
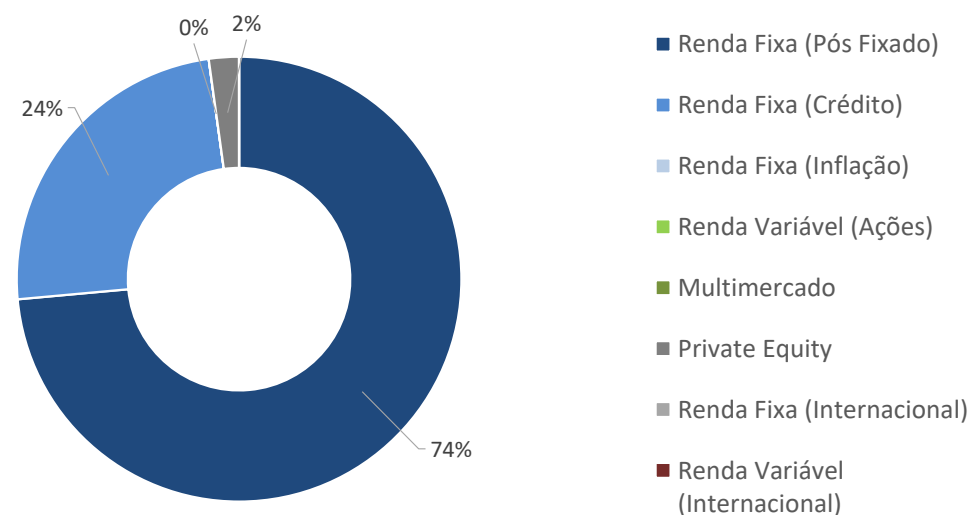


Plano CV - Super Conservador

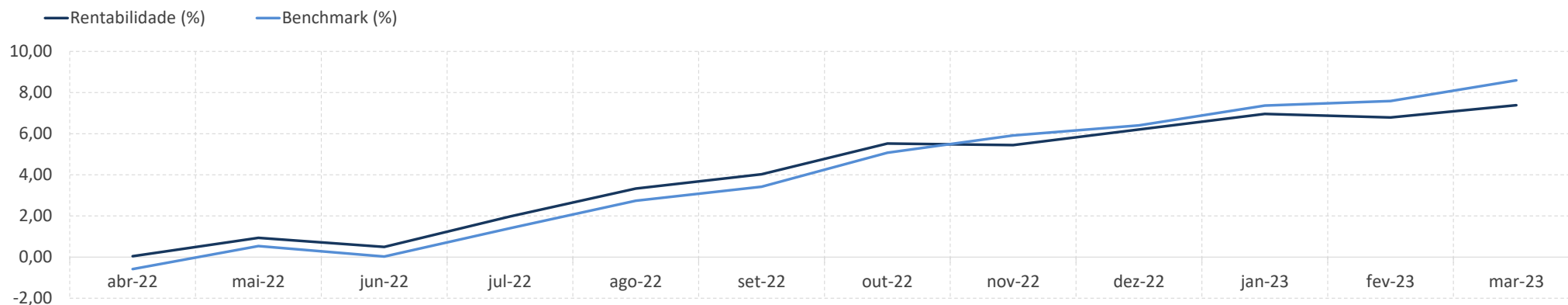


Rentabilidade (%)

	Perfil	Benchmark	IPCA	CDI	Ibovespa	Dólar
12 Meses	11,25	12,66	4,65	13,29	-15,10	7,23
24 Meses	20,93	20,11	16,48	20,59	-12,65	-10,83
36 Meses	23,34	22,78	23,58	23,27	39,53	-2,28
60 Meses	37,89	37,68	33,21	37,51	18,31	45,94
No Ano	1,84	2,51	2,09	3,25	-7,16	-2,63
No Mês	0,93	1,08	0,71	1,17	-2,91	-2,45

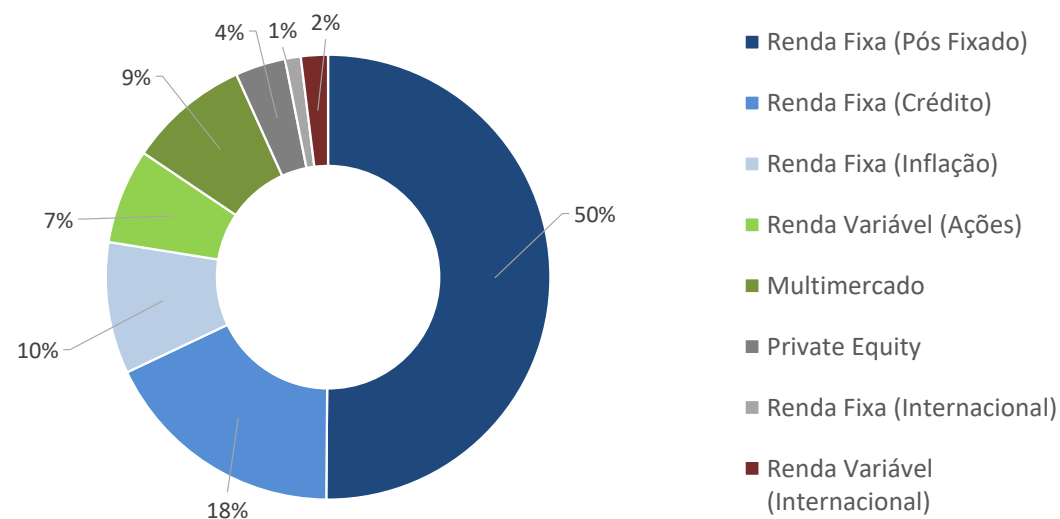


Plano CV - Conservador

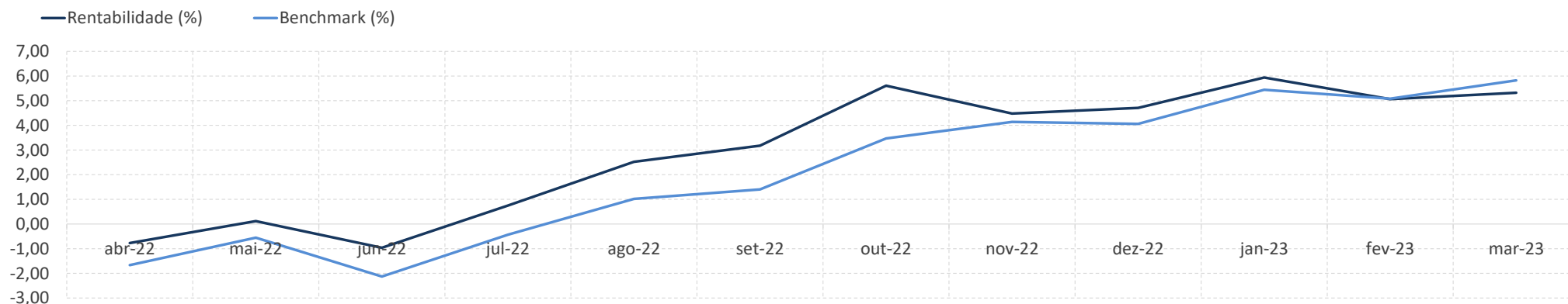


Rentabilidade (%)

	Perfil	Benchmark	IPCA	CDI	Ibovespa	Dólar
12 Meses	7,38	8,60	4,65	13,29	-15,10	7,23
24 Meses	13,86	15,03	16,48	20,59	-12,65	-10,83
36 Meses	19,24	21,45	23,58	23,27	39,53	-2,28
60 Meses	41,04	42,53	33,21	37,51	18,31	45,94
No Ano	1,11	2,06	2,09	3,25	-7,16	-2,63
No Mês	0,56	0,94	0,71	1,17	-2,91	-2,45

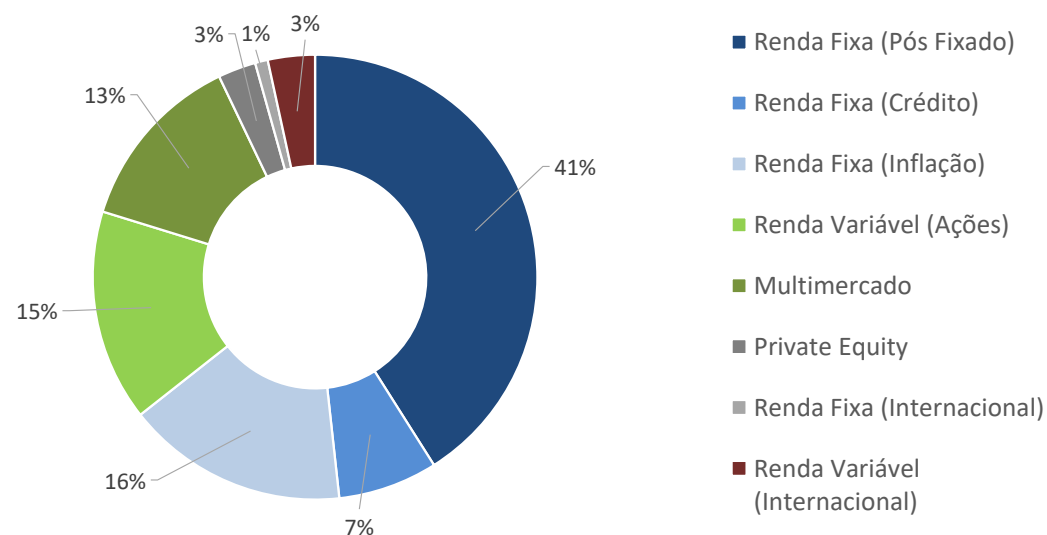


Plano CV - Moderado

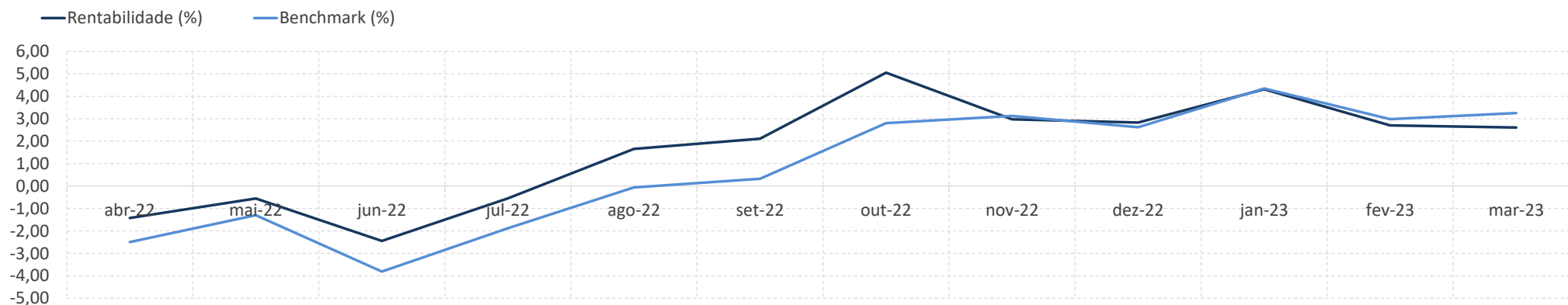


Rentabilidade (%)

	Perfil	Benchmark	IPCA	CDI	Ibovespa	Dólar
12 Meses	5,32	5,82	4,65	13,29	-15,10	7,23
24 Meses	10,22	11,45	16,48	20,59	-12,65	-10,83
36 Meses	23,97	27,39	23,58	23,27	39,53	-2,28
60 Meses	41,46	46,93	33,21	37,51	18,31	45,94
No Ano	0,59	1,69	2,09	3,25	-7,16	-2,63
No Mês	0,24	0,71	0,71	1,17	-2,91	-2,45



Plano CV - Agressivo



Rentabilidade (%)

	Perfil	Benchmark	IPCA	CDI	Ibovespa	Dólar
12 Meses	2,61	3,25	4,65	13,29	-15,10	7,23
24 Meses	5,91	7,62	16,48	20,59	-12,65	-10,83
36 Meses	30,70	32,99	23,58	23,27	39,53	-2,28
60 Meses	40,46	47,87	33,21	37,51	18,31	45,94
No Ano	-0,21	0,62	2,09	3,25	-7,16	-2,63
No Mês	-0,09	0,27	0,71	1,17	-2,91	-2,45

