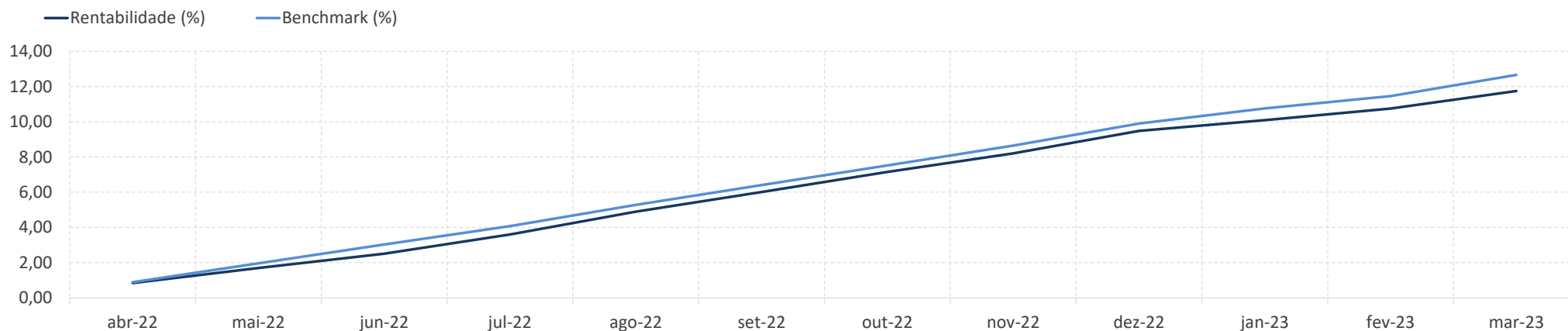
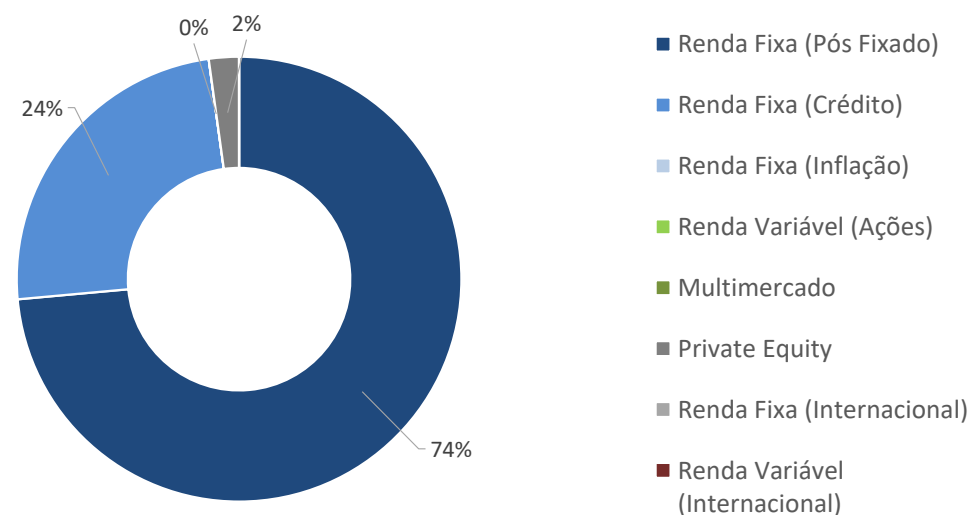


Previleve - Super Conservador

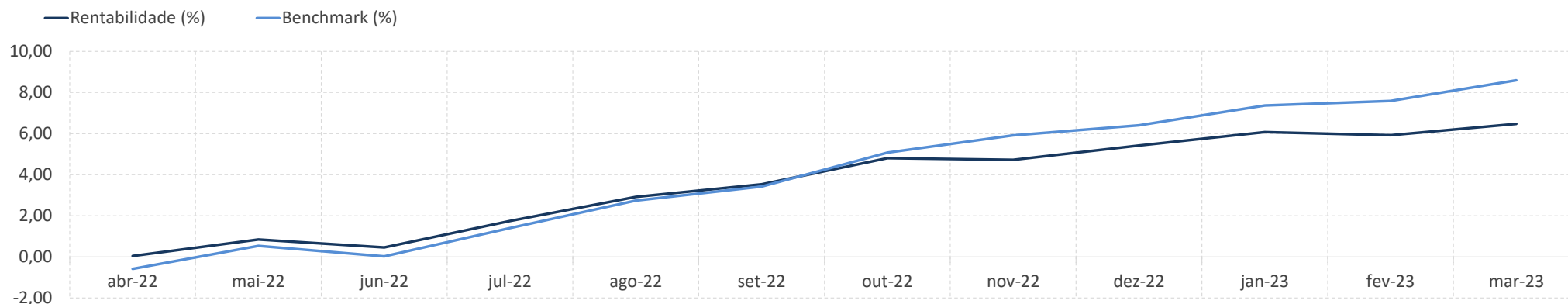


Rentabilidade (%)

	Perfil	Benchmark	IPCA	CDI	Ibovespa	Dólar
12 Meses	11,75	12,66	4,65	13,29	-15,10	7,23
24 Meses	21,22	20,11	16,48	20,59	-12,65	-10,83
36 Meses	26,51	22,96	23,58	23,27	39,53	-2,28
60 Meses		38,67	33,21	37,51	18,31	45,94
No Ano	2,07	2,51	2,09	3,25	-7,16	-2,63
No Mês	0,90	1,08	0,71	1,17	-2,91	-2,45

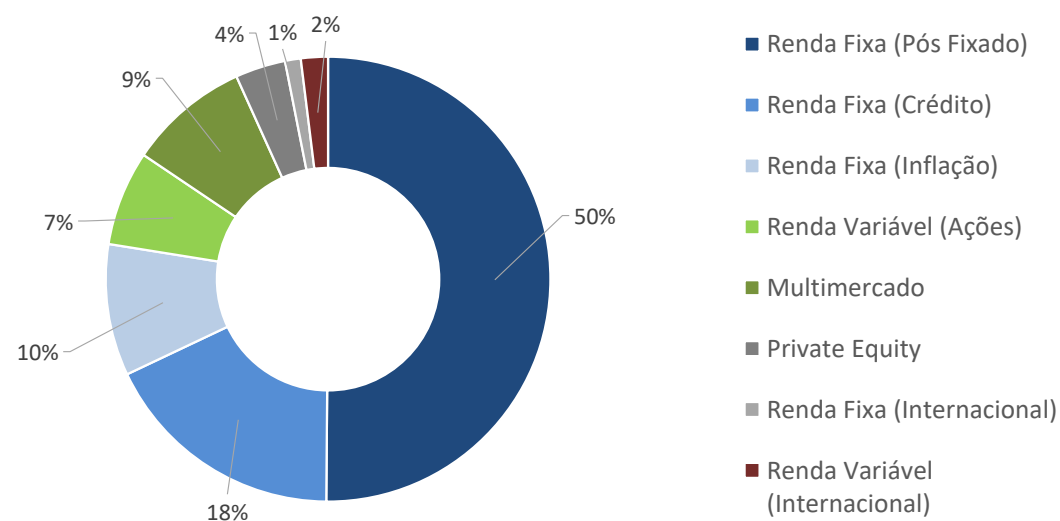


Previleve - Conservador

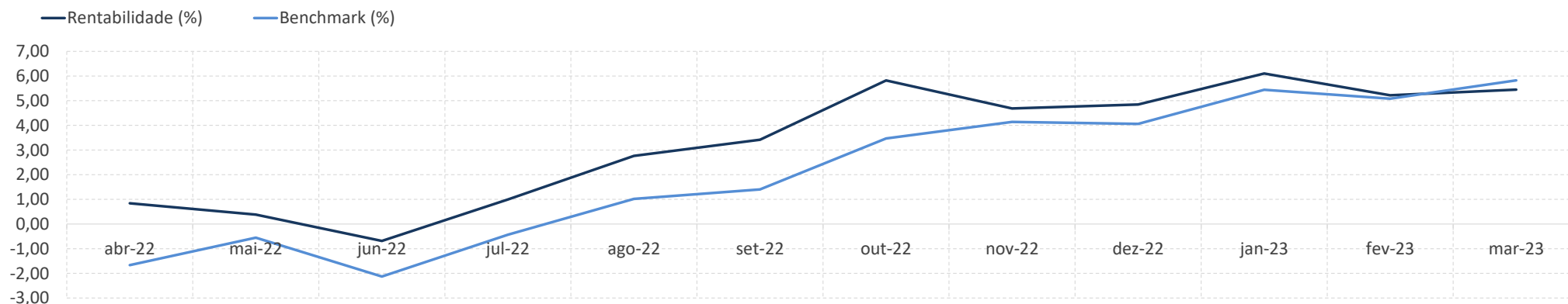


Rentabilidade (%)

	Perfil	Benchmark	IPCA	CDI	Ibovespa	Dólar
12 Meses	6,47	8,60	4,65	13,29	-15,10	7,23
24 Meses	14,38	14,66	16,48	20,59	-12,65	-10,83
36 Meses	28,48	21,07	23,58	23,27	39,53	-2,28
60 Meses		37,33	33,21	37,51	18,31	45,94
No Ano	1,00	2,06	2,09	3,25	-7,16	-2,63
No Mês	0,52	0,94	0,71	1,17	-2,91	-2,45

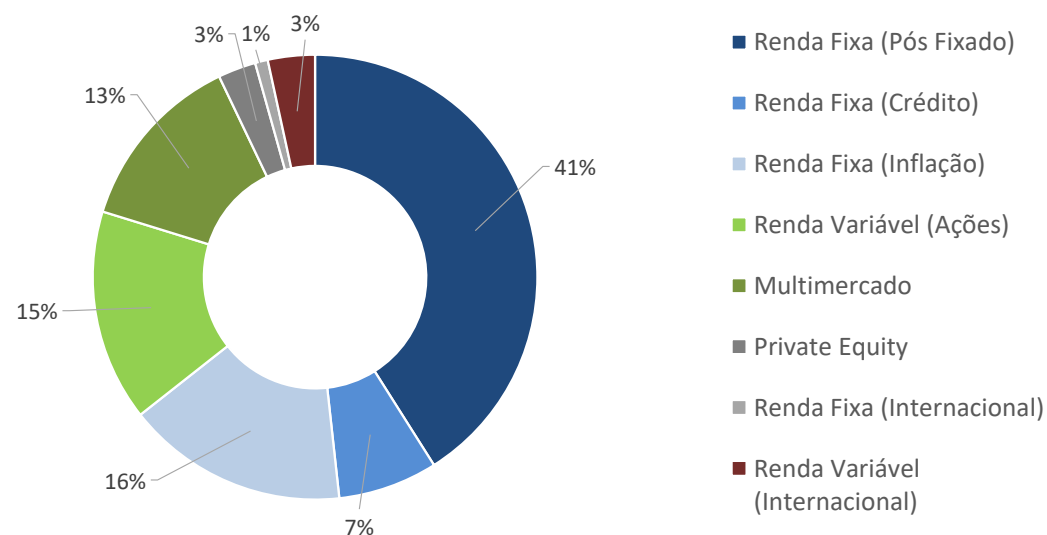


Previleve - Moderado

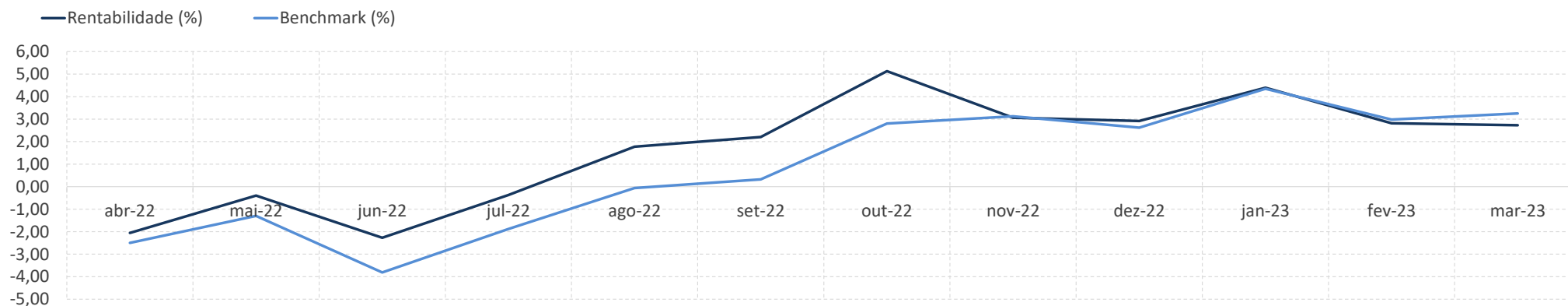


Rentabilidade (%)

	Perfil	Benchmark	IPCA	CDI	Ibovespa	Dólar
12 Meses	5,45	5,82	4,65	13,29	-15,10	7,23
24 Meses	13,65	10,95	16,48	20,59	-12,65	-10,83
36 Meses	34,33	20,77	23,58	23,27	39,53	-2,28
60 Meses		37,77	33,21	37,51	18,31	45,94
No Ano	0,58	1,69	2,09	3,25	-7,16	-2,63
No Mês	0,22	0,71	0,71	1,17	-2,91	-2,45



Previleve - Agressivo



Rentabilidade (%)

	Perfil	Benchmark	IPCA	CDI	Ibovespa	Dólar
12 Meses	2,73	3,25	4,65	13,29	-15,10	7,23
24 Meses	9,65	7,50	16,48	20,59	-12,65	-10,83
36 Meses	33,25	20,38	23,58	23,27	39,53	-2,28
60 Meses		38,11	33,21	37,51	18,31	45,94
No Ano	-0,18	0,62	2,09	3,25	-7,16	-2,63
No Mês	-0,08	0,27	0,71	1,17	-2,91	-2,45

