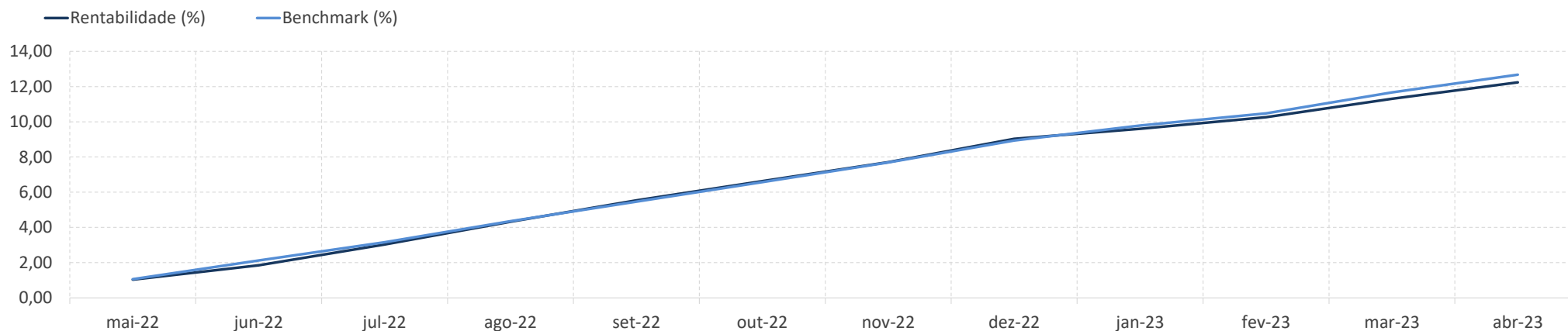
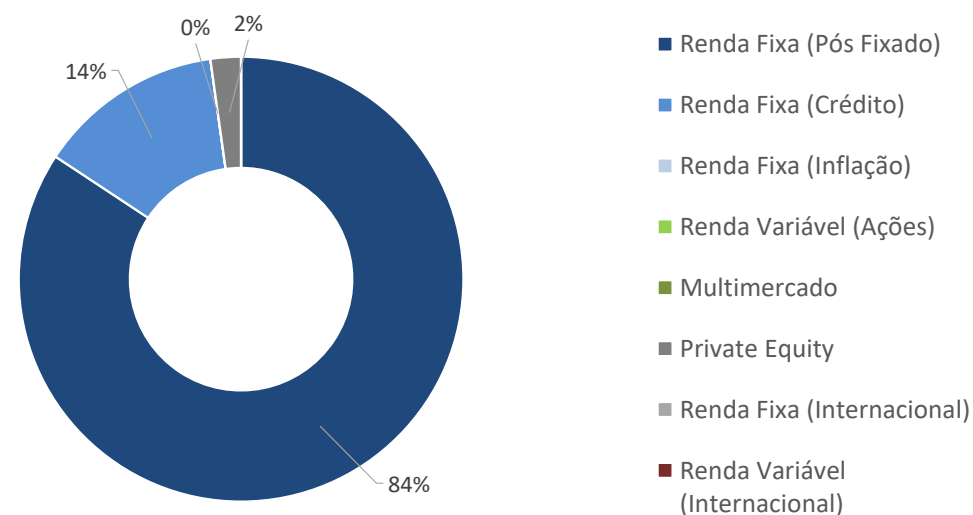


# Plano CD - Super Conservador

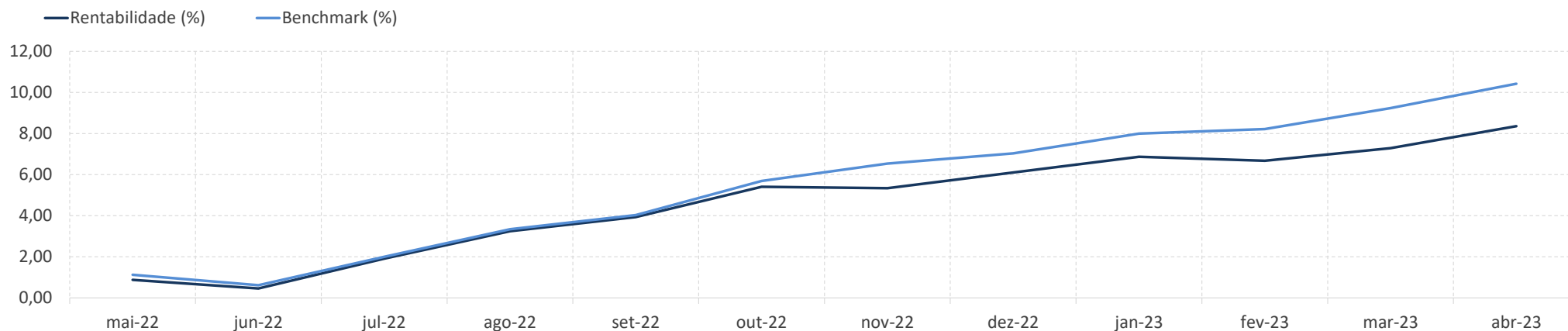


**Rentabilidade (%)**

	Perfil	Benchmark	IPCA	CDI	Ibovespa	Dólar
12 Meses	12,24	12,68	4,18	13,38	-3,19	1,66
24 Meses	22,25	20,94	16,82	21,45	-12,16	-7,46
36 Meses	27,63	23,69	24,72	24,05	29,72	-7,86
60 Meses	41,51	39,16	33,49	38,05	36,06	33,82
No Ano	2,94	3,44	2,72	4,20	-4,83	-4,16
No Mês	0,84	0,90	0,61	0,92	2,50	-1,57

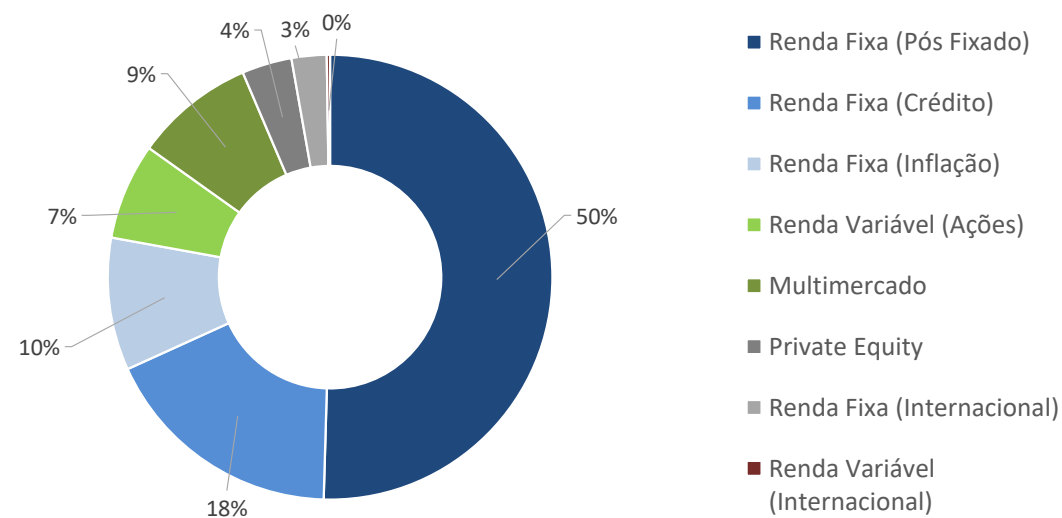


## Plano CD - Conservador

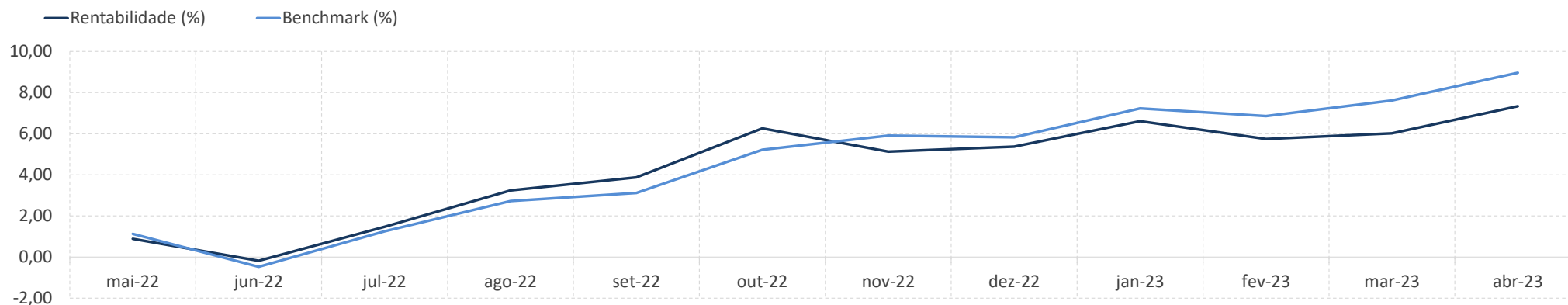


Rentabilidade (%)

	Perfil	Benchmark	IPCA	CDI	Ibovespa	Dólar
12 Meses	8,36	10,42	4,18	13,38	-3,19	1,66
24 Meses	15,02	15,43	16,82	21,45	-12,16	-7,46
36 Meses	28,75	22,01	24,72	24,05	29,72	-7,86
60 Meses	41,91	38,04	33,49	38,05	36,06	33,82
No Ano	2,13	3,17	2,72	4,20	-4,83	-4,16
No Mês	1,00	1,09	0,61	0,92	2,50	-1,57

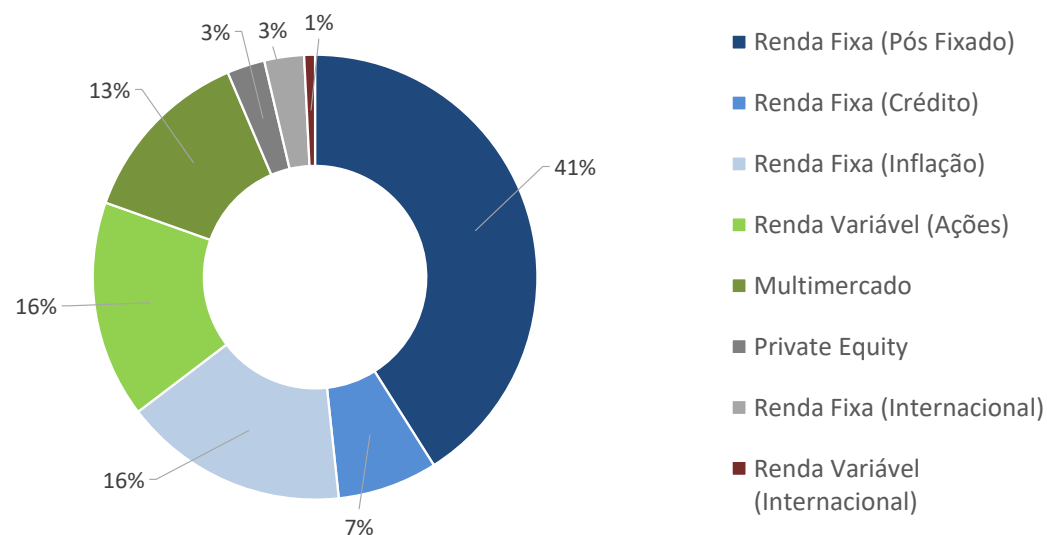


## Plano CD - Moderado

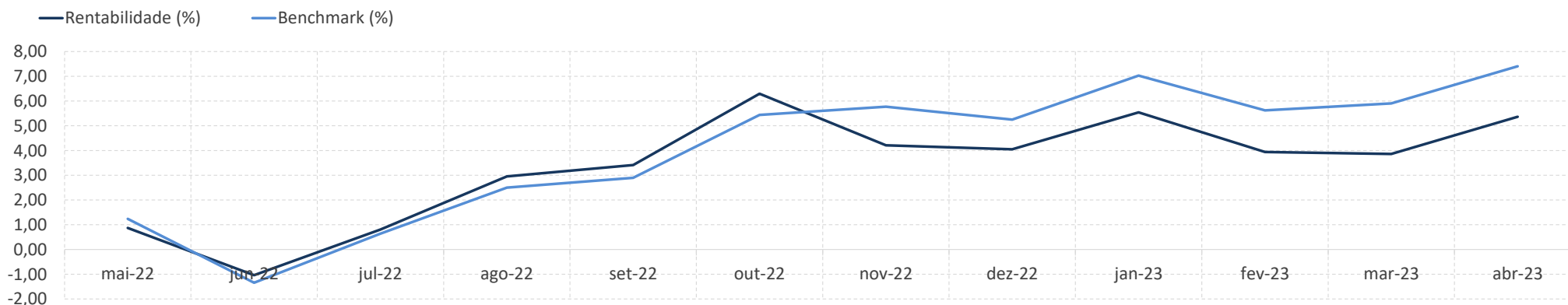


Rentabilidade (%)

	Perfil	Benchmark	IPCA	CDI	Ibovespa	Dólar
12 Meses	7,34	8,96	4,18	13,38	-3,19	1,66
24 Meses	11,93	11,72	16,82	21,45	-12,16	-7,46
36 Meses	30,03	21,88	24,72	24,05	29,72	-7,86
60 Meses	44,79	38,67	33,49	38,05	36,06	33,82
No Ano	1,87	2,97	2,72	4,20	-4,83	-4,16
No Mês	1,25	1,25	0,61	0,92	2,50	-1,57



## Plano CD - Agressivo



Rentabilidade (%)

	Perfil	Benchmark	IPCA	CDI	Ibovespa	Dólar
12 Meses	5,36	7,40	4,18	13,38	-3,19	1,66
24 Meses	8,05	8,25	16,82	21,45	-12,16	-7,46
36 Meses	28,62	21,67	24,72	24,05	29,72	-7,86
60 Meses	45,84	39,21	33,49	38,05	36,06	33,82
No Ano	1,26	2,05	2,72	4,20	-4,83	-4,16
No Mês	1,45	1,42	0,61	0,92	2,50	-1,57

