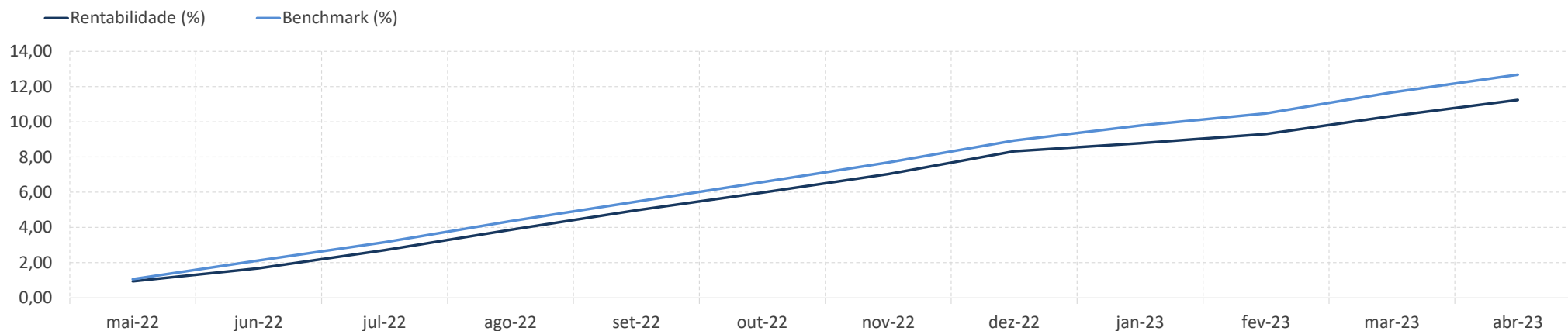
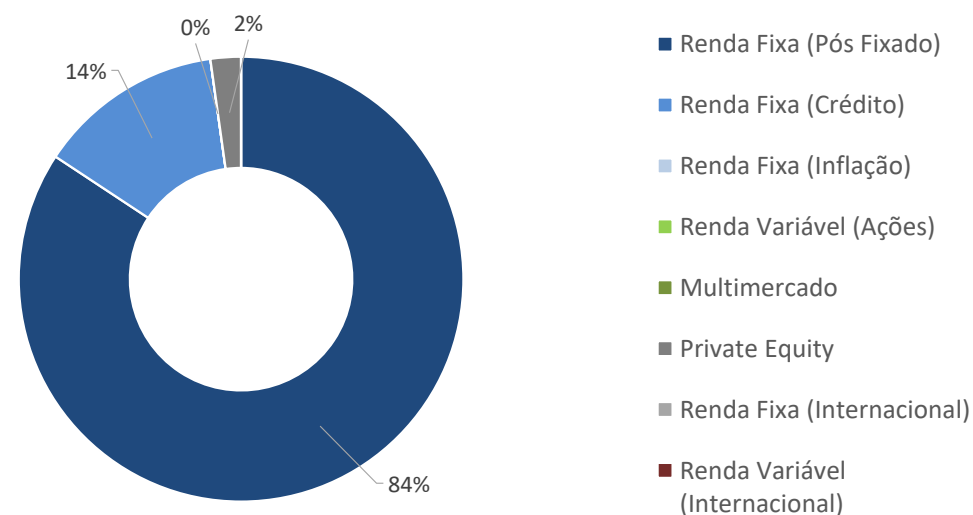


Plano CV - Super Conservador

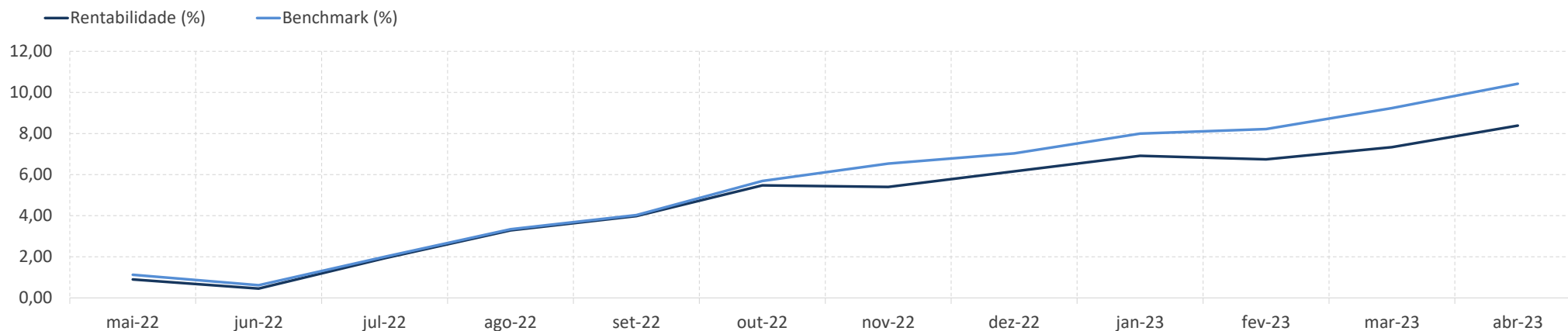


Rentabilidade (%)

	Perfil	Benchmark	IPCA	CDI	Ibovespa	Dólar
12 Meses	11,24	12,68	4,18	13,38	-3,19	1,66
24 Meses	21,66	20,94	16,82	21,45	-12,16	-7,46
36 Meses	24,38	23,54	24,72	24,05	29,72	-7,86
60 Meses	38,37	38,21	33,49	38,05	36,06	33,82
No Ano	2,69	3,44	2,72	4,20	-4,83	-4,16
No Mês	0,83	0,90	0,61	0,92	2,50	-1,57

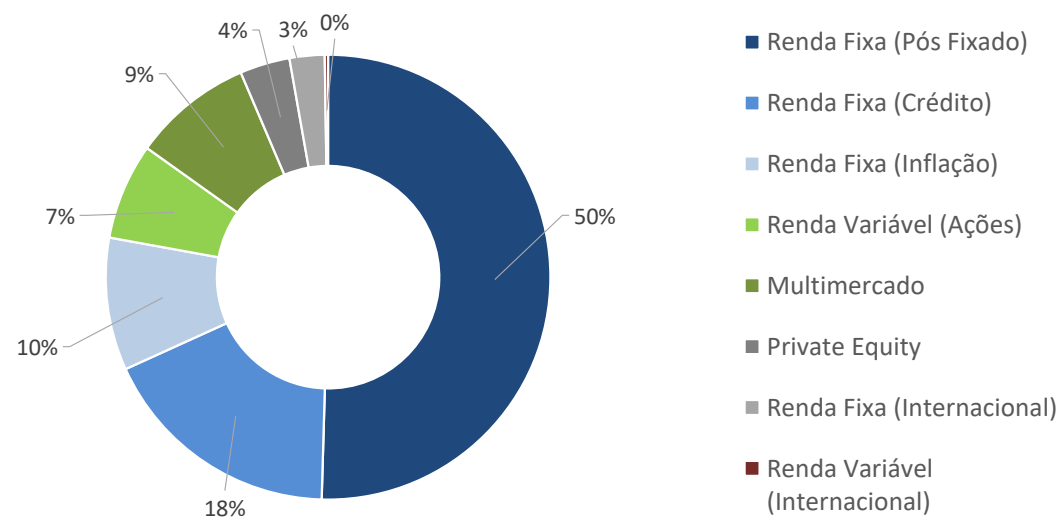


Plano CV - Conservador

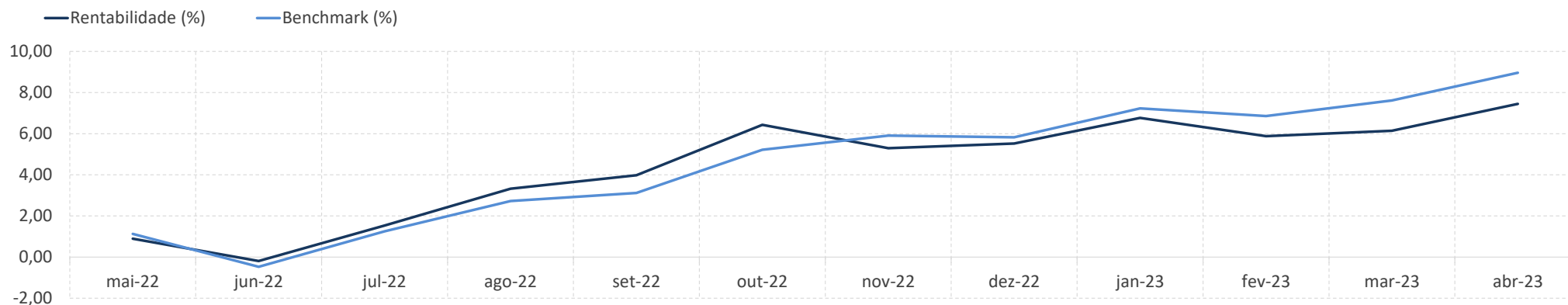


Rentabilidade (%)

	Perfil	Benchmark	IPCA	CDI	Ibovespa	Dólar
12 Meses	8,39	10,42	4,18	13,38	-3,19	1,66
24 Meses	14,45	15,80	16,82	21,45	-12,16	-7,46
36 Meses	19,61	21,92	24,72	24,05	29,72	-7,86
60 Meses	41,96	43,55	33,49	38,05	36,06	33,82
No Ano	2,10	3,17	2,72	4,20	-4,83	-4,16
No Mês	0,98	1,09	0,61	0,92	2,50	-1,57

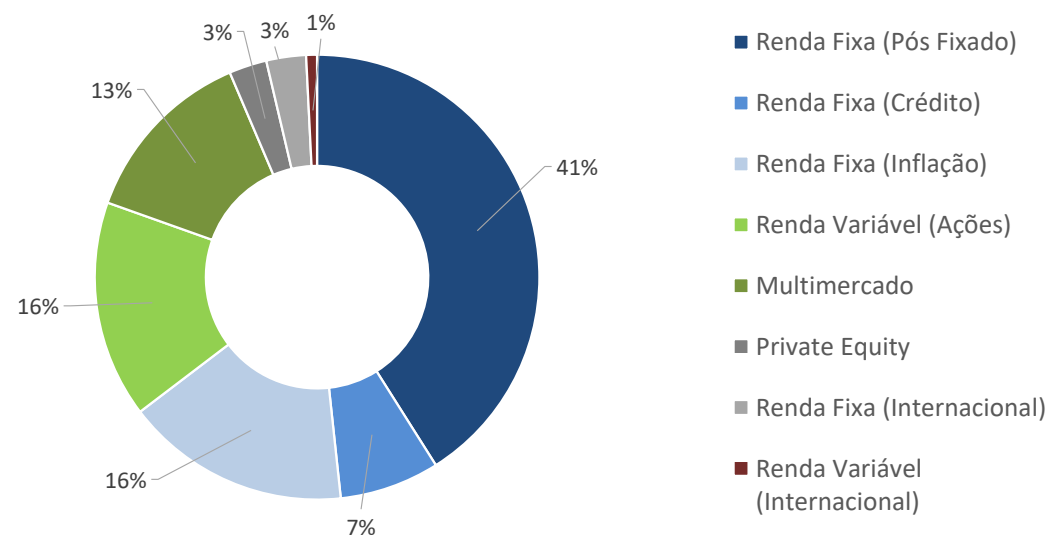


Plano CV - Moderado

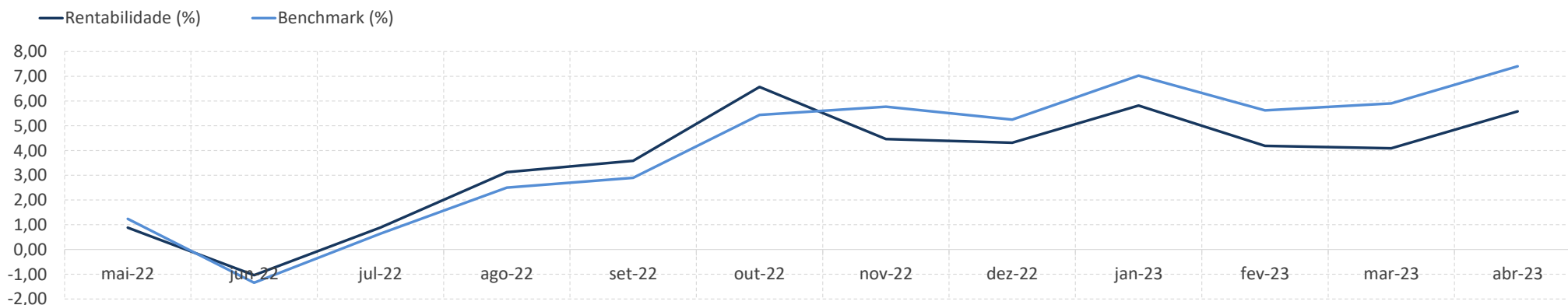


Rentabilidade (%)

	Perfil	Benchmark	IPCA	CDI	Ibovespa	Dólar
12 Meses	7,45	8,96	4,18	13,38	-3,19	1,66
24 Meses	10,70	12,25	16,82	21,45	-12,16	-7,46
36 Meses	22,17	25,59	24,72	24,05	29,72	-7,86
60 Meses	42,18	47,95	33,49	38,05	36,06	33,82
No Ano	1,83	2,97	2,72	4,20	-4,83	-4,16
No Mês	1,23	1,25	0,61	0,92	2,50	-1,57



Plano CV - Agressivo



Rentabilidade (%)

	Perfil	Benchmark	IPCA	CDI	Ibovespa	Dólar
12 Meses	5,58	7,40	4,18	13,38	-3,19	1,66
24 Meses	6,15	8,36	16,82	21,45	-12,16	-7,46
36 Meses	25,93	29,03	24,72	24,05	29,72	-7,86
60 Meses	41,04	48,89	33,49	38,05	36,06	33,82
No Ano	1,21	2,05	2,72	4,20	-4,83	-4,16
No Mês	1,43	1,42	0,61	0,92	2,50	-1,57

