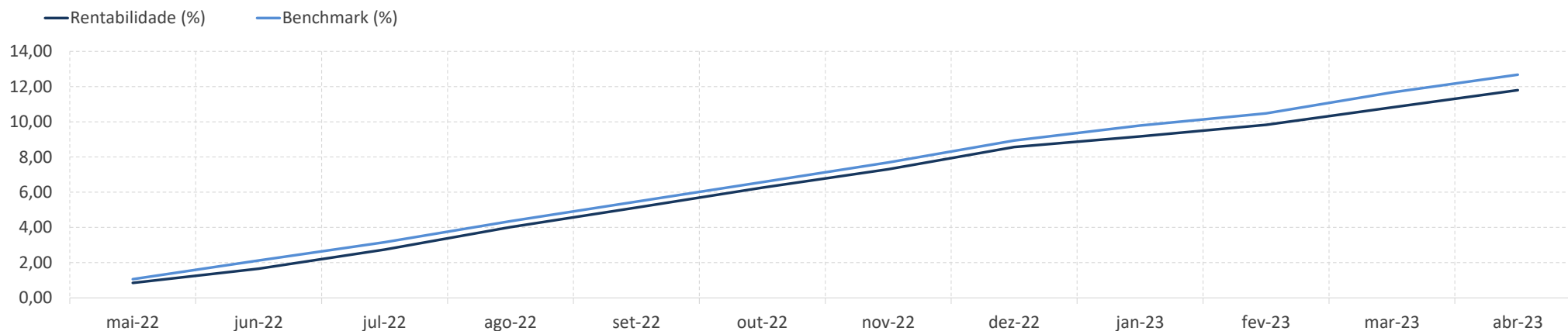
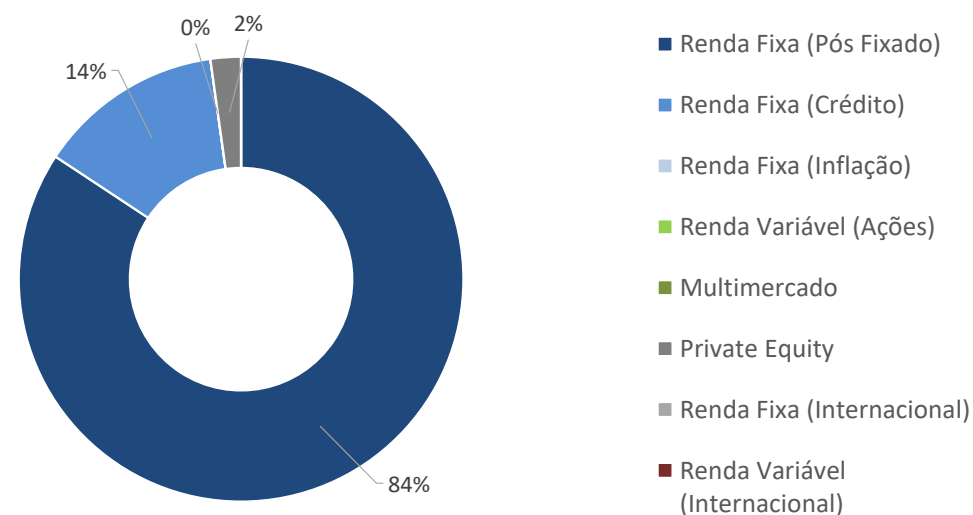


Previleve - Super Conservador

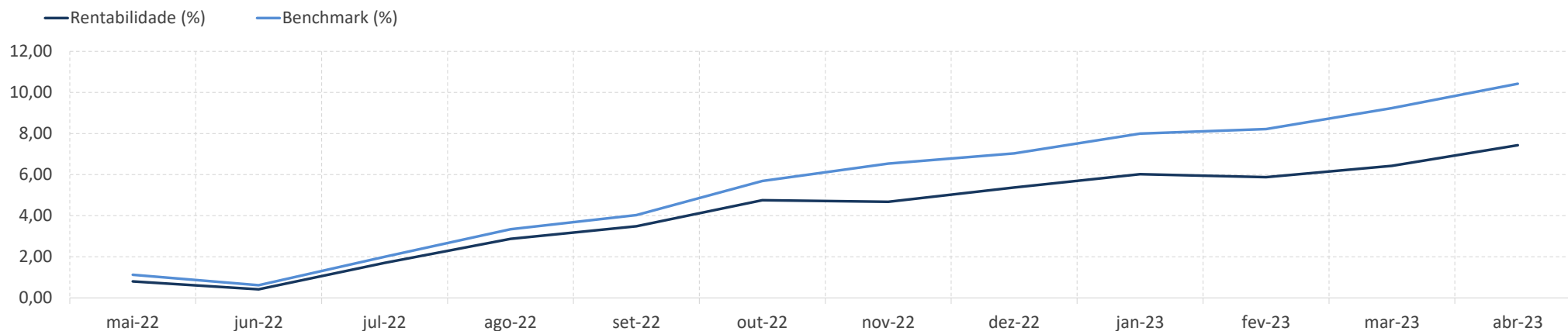


Rentabilidade (%)

	Perfil	Benchmark	IPCA	CDI	Ibovespa	Dólar
12 Meses	11,80	12,68	4,18	13,38	-3,19	1,66
24 Meses	21,61	20,94	16,82	21,45	-12,16	-7,46
36 Meses	27,33	23,69	24,72	24,05	29,72	-7,86
60 Meses		39,16	33,49	38,05	36,06	33,82
No Ano	2,97	3,44	2,72	4,20	-4,83	-4,16
No Mês	0,89	0,90	0,61	0,92	2,50	-1,57

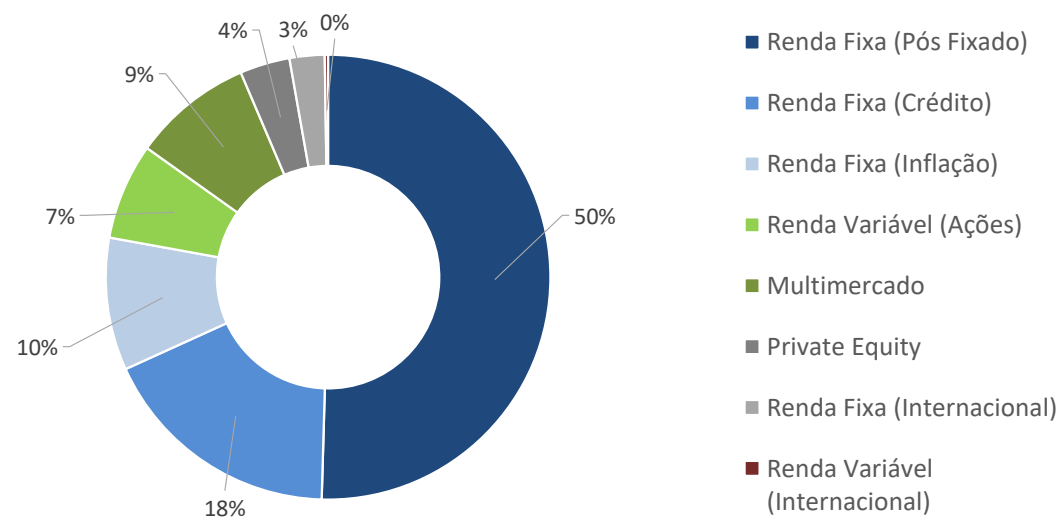


Previleve - Conservador

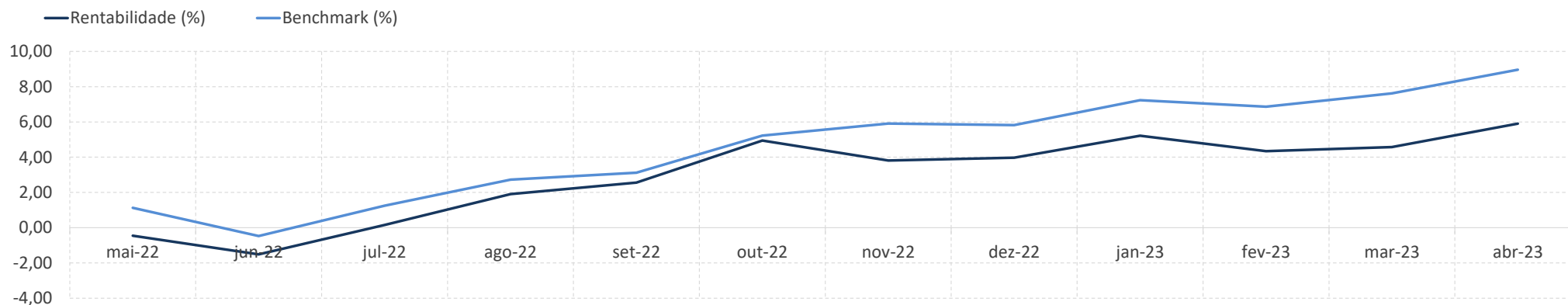


Rentabilidade (%)

	Perfil	Benchmark	IPCA	CDI	Ibovespa	Dólar
12 Meses	7,43	10,42	4,18	13,38	-3,19	1,66
24 Meses	13,95	15,43	16,82	21,45	-12,16	-7,46
36 Meses	27,21	22,01	24,72	24,05	29,72	-7,86
60 Meses		38,04	33,49	38,05	36,06	33,82
No Ano	1,95	3,17	2,72	4,20	-4,83	-4,16
No Mês	0,95	1,09	0,61	0,92	2,50	-1,57

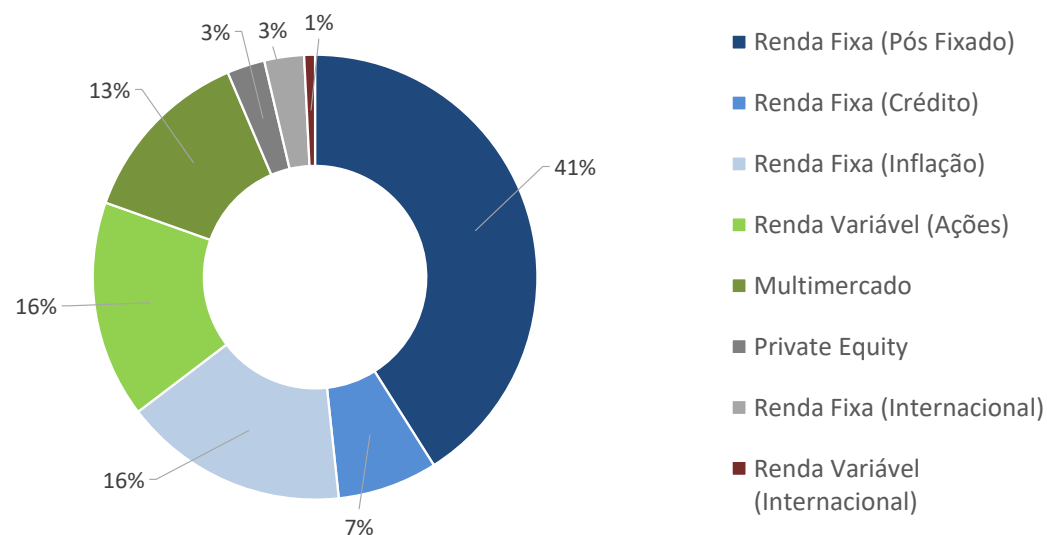


Previleve - Moderado

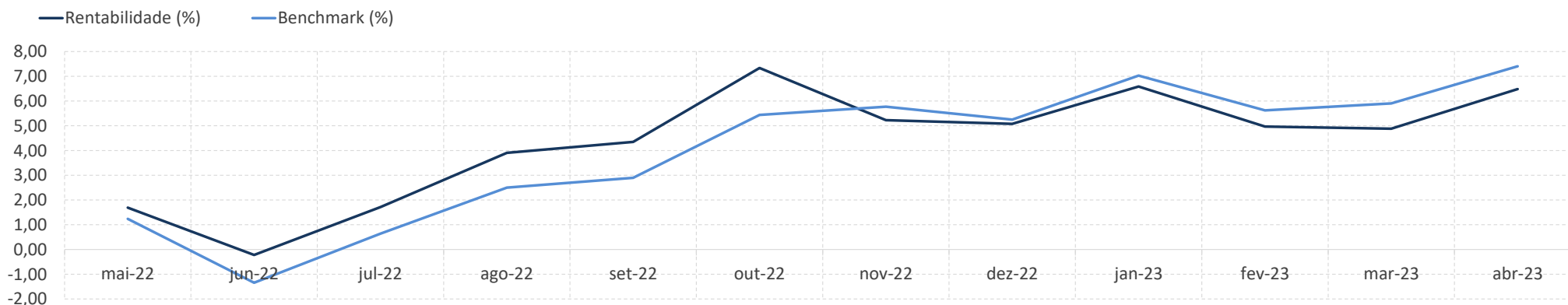


Rentabilidade (%)

	Perfil	Benchmark	IPCA	CDI	Ibovespa	Dólar
12 Meses	5,90	8,96	4,18	13,38	-3,19	1,66
24 Meses	12,79	11,72	16,82	21,45	-12,16	-7,46
36 Meses	31,57	21,88	24,72	24,05	29,72	-7,86
60 Meses		38,67	33,49	38,05	36,06	33,82
No Ano	1,85	2,97	2,72	4,20	-4,83	-4,16
No Mês	1,27	1,25	0,61	0,92	2,50	-1,57



Previleve - Agressivo



Rentabilidade (%)

	Perfil	Benchmark	IPCA	CDI	Ibovespa	Dólar
12 Meses	6,48	7,40	4,18	13,38	-3,19	1,66
24 Meses	8,65	8,25	16,82	21,45	-12,16	-7,46
36 Meses	29,61	21,67	24,72	24,05	29,72	-7,86
60 Meses		39,21	33,49	38,05	36,06	33,82
No Ano	1,34	2,05	2,72	4,20	-4,83	-4,16
No Mês	1,53	1,42	0,61	0,92	2,50	-1,57

