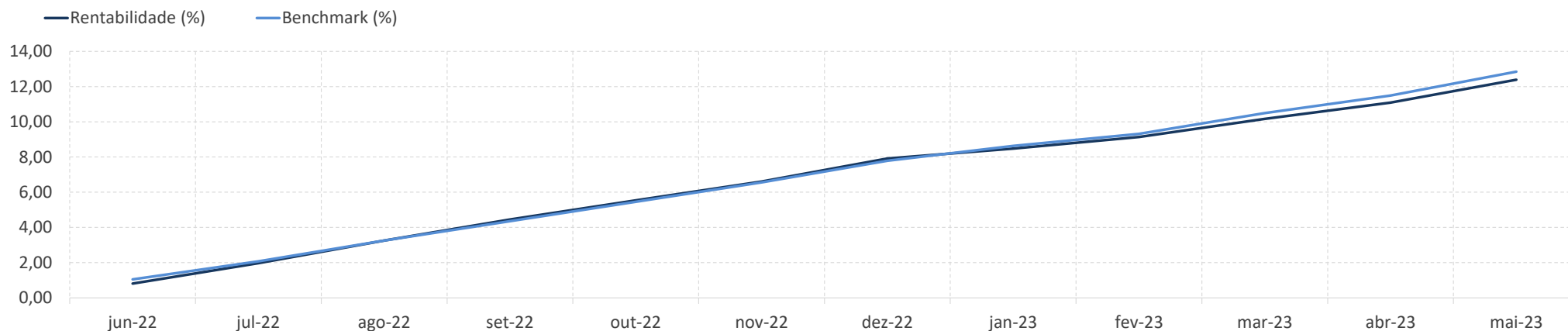
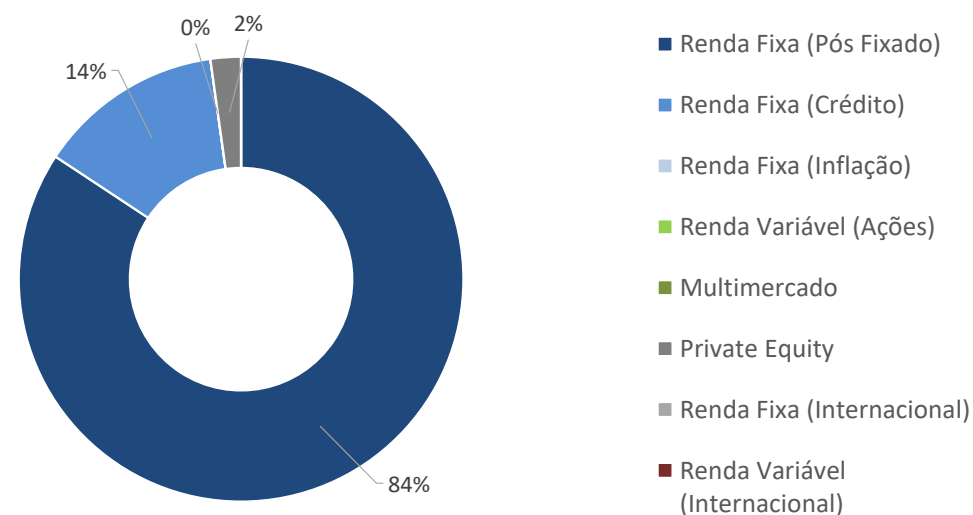


## Plano CD - Super Conservador

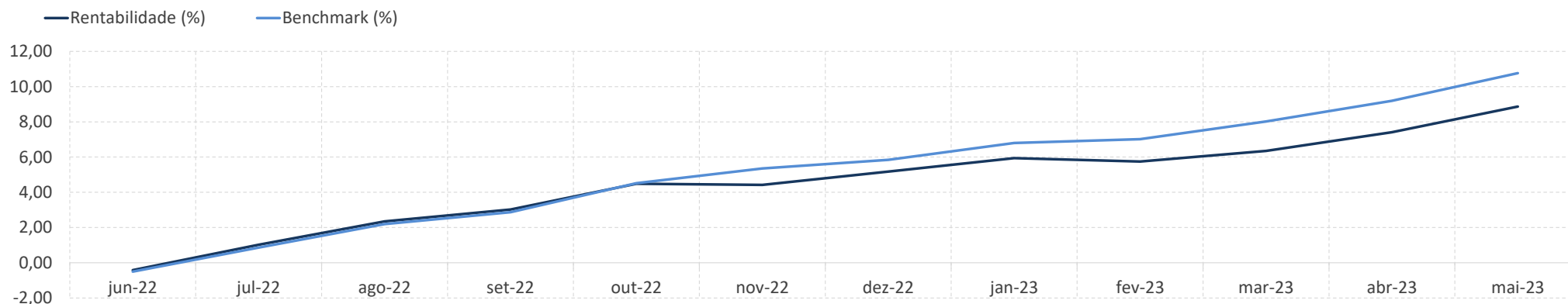


Rentabilidade (%)

	Perfil	Benchmark	IPCA	CDI	Ibovespa	Dólar
12 Meses	12,39	12,85	3,94	13,48	-2,71	7,76
24 Meses	23,24	22,08	16,13	22,48	-14,17	-2,61
36 Meses	28,68	24,88	25,48	25,15	23,95	-6,09
60 Meses	42,98	40,09	32,13	38,89	48,89	32,16
No Ano	4,15	4,69	2,95	5,37	-1,28	-2,33
No Mês	1,17	1,22	0,23	1,12	3,74	1,90

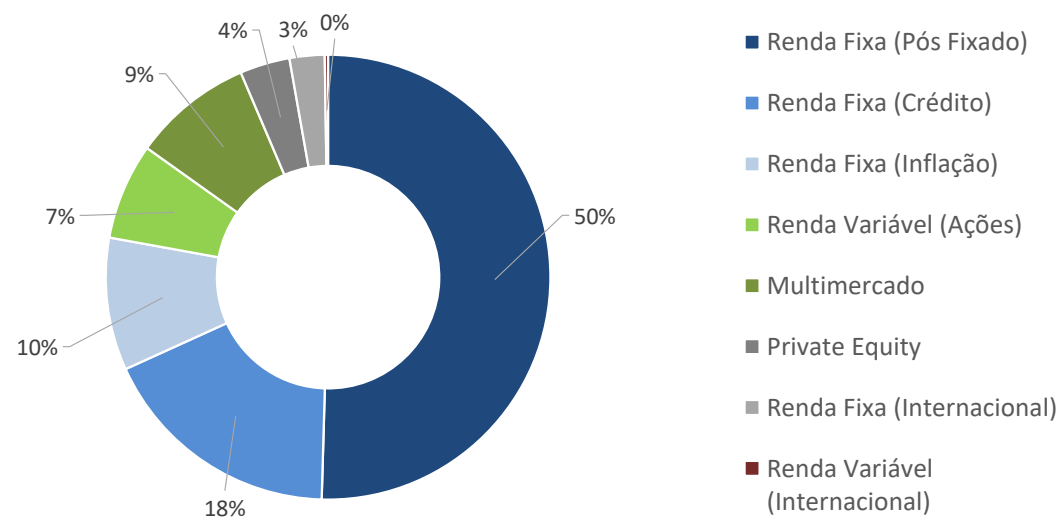


## Plano CD - Conservador

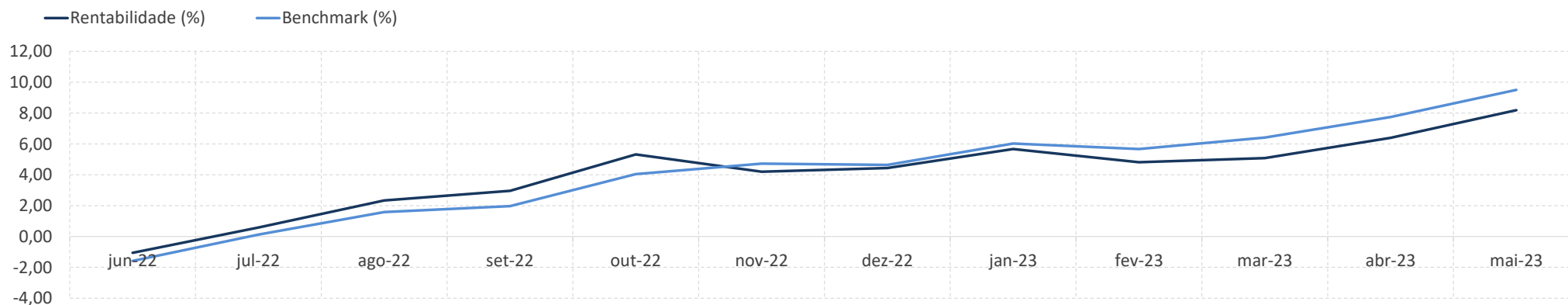


Rentabilidade (%)

	Perfil	Benchmark	IPCA	CDI	Ibovespa	Dólar
12 Meses	8,87	10,76	3,94	13,48	-2,71	7,76
24 Meses	15,84	16,03	16,13	22,48	-14,17	-2,61
36 Meses	28,73	23,43	25,48	25,15	23,95	-6,09
60 Meses	45,70	39,23	32,13	38,89	48,89	32,16
No Ano	3,51	4,65	2,95	5,37	-1,28	-2,33
No Mês	1,36	1,44	0,23	1,12	3,74	1,90

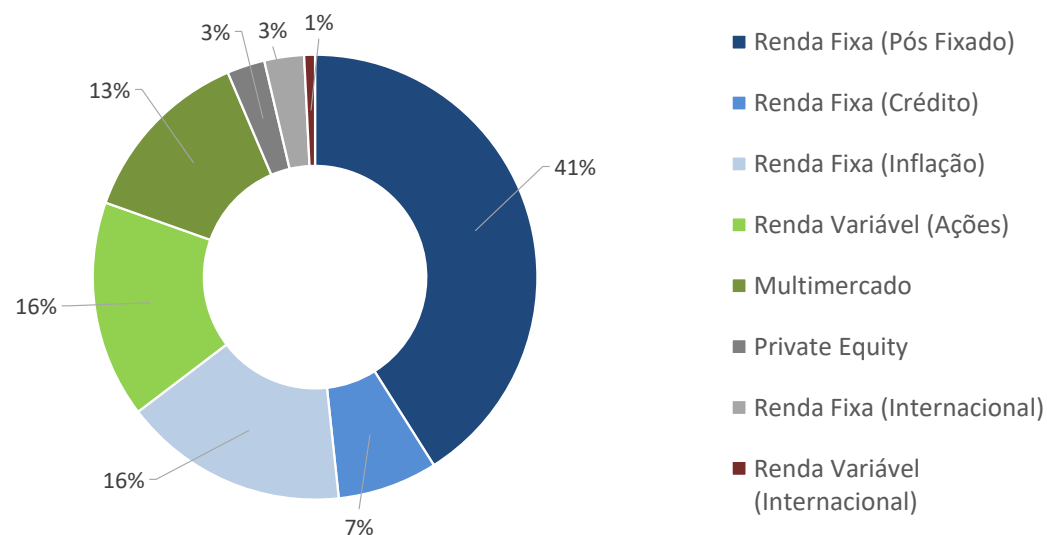


## Plano CD - Moderado

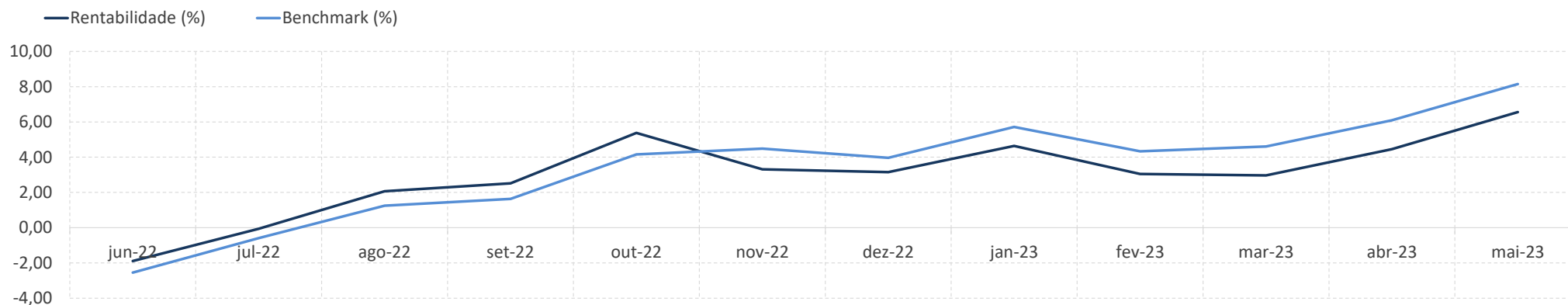


Rentabilidade (%)

	Perfil	Benchmark	IPCA	CDI	Ibovespa	Dólar
12 Meses	8,19	9,51	3,94	13,48	-2,71	7,76
24 Meses	12,89	12,10	16,13	22,48	-14,17	-2,61
36 Meses	29,77	23,53	25,48	25,15	23,95	-6,09
60 Meses	50,76	40,10	32,13	38,89	48,89	32,16
No Ano	3,59	4,65	2,95	5,37	-1,28	-2,33
No Mês	1,69	1,63	0,23	1,12	3,74	1,90



## Plano CD - Agressivo



Rentabilidade (%)

	Perfil	Benchmark	IPCA	CDI	Ibovespa	Dólar
12 Meses	6,56	8,15	3,94	13,48	-2,71	7,76
24 Meses	8,78	8,28	16,13	22,48	-14,17	-2,61
36 Meses	28,74	23,67	25,48	25,15	23,95	-6,09
60 Meses	53,72	41,03	32,13	38,89	48,89	32,16
No Ano	3,30	4,02	2,95	5,37	-1,28	-2,33
No Mês	2,01	1,94	0,23	1,12	3,74	1,90

