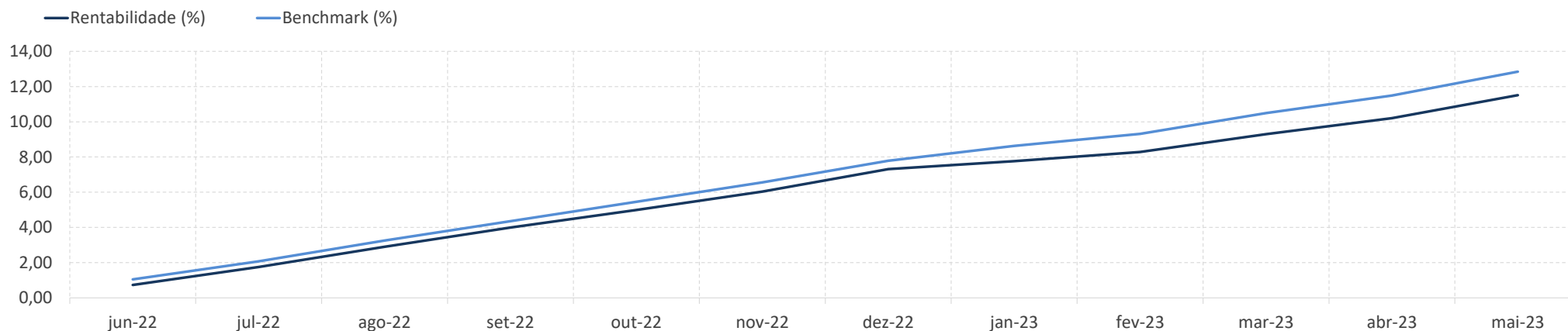
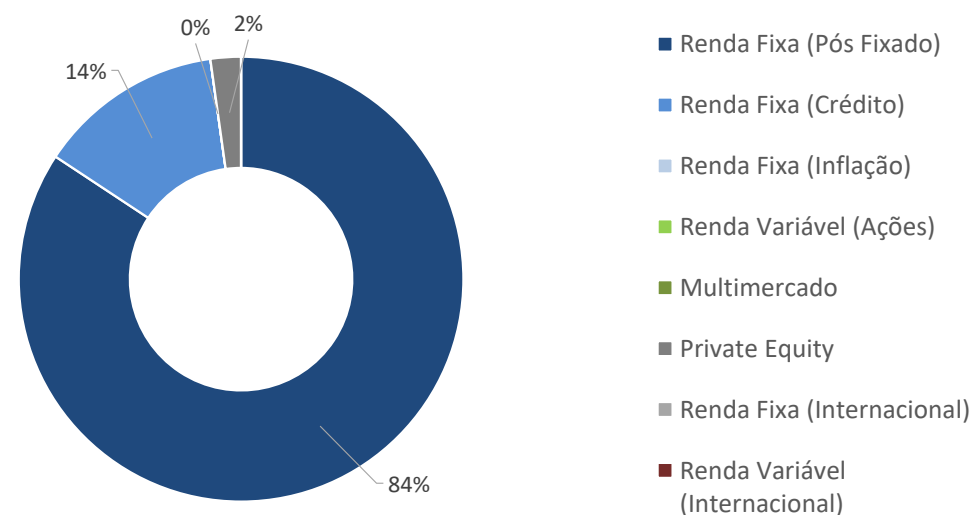


# Plano CV - Super Conservador

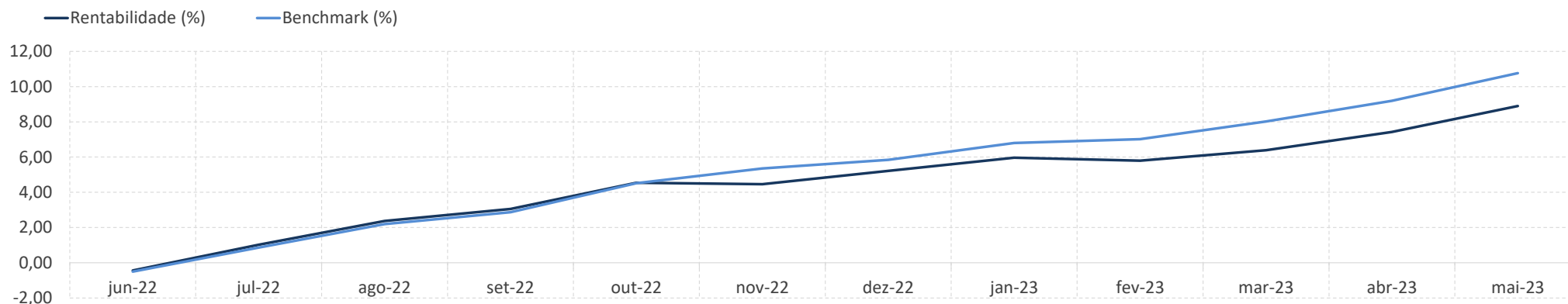


Rentabilidade (%)

	Perfil	Benchmark	IPCA	CDI	Ibovespa	Dólar
12 Meses	11,51	12,85	3,94	13,48	-2,71	7,76
24 Meses	22,74	22,08	16,13	22,48	-14,17	-2,61
36 Meses	25,49	24,74	25,48	25,15	23,95	-6,09
60 Meses	39,33	39,17	32,13	38,89	48,89	32,16
No Ano	3,91	4,69	2,95	5,37	-1,28	-2,33
No Mês	1,19	1,22	0,23	1,12	3,74	1,90

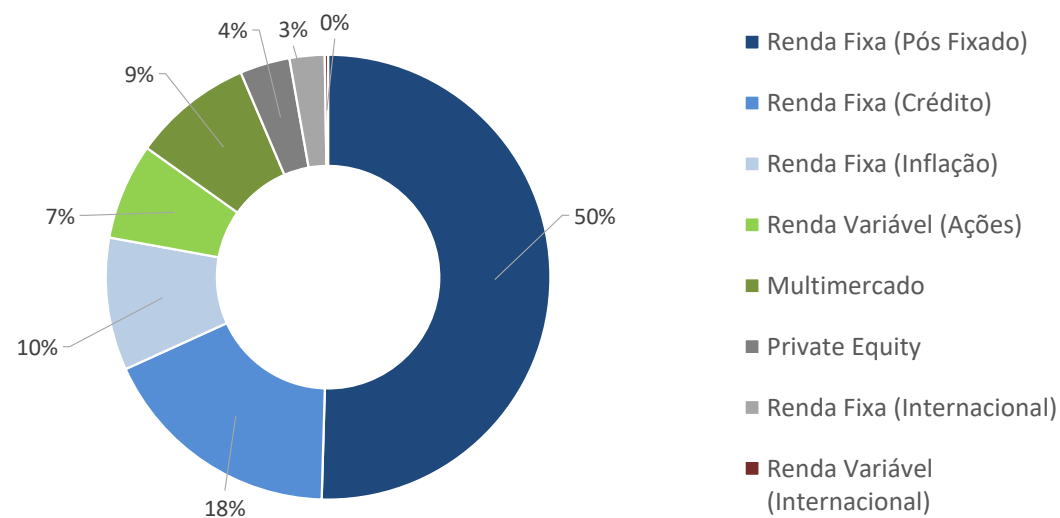


## Plano CV - Conservador

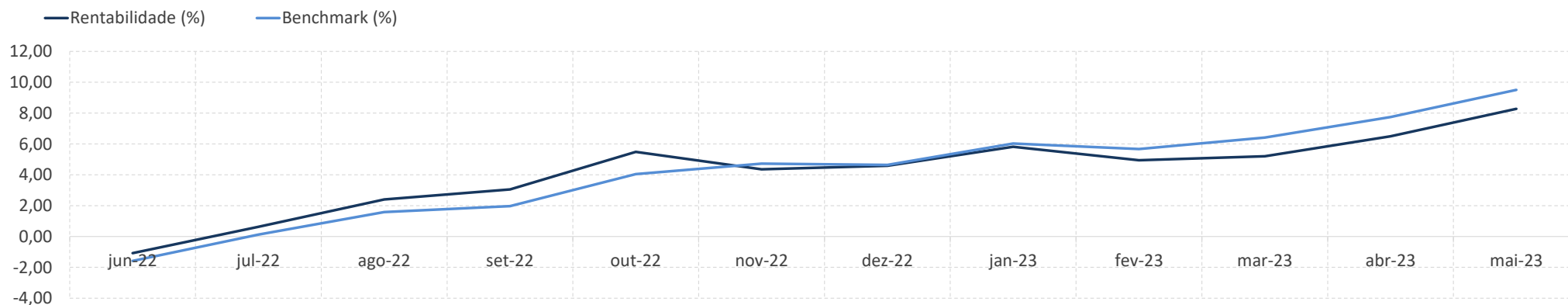


Rentabilidade (%)

	Perfil	Benchmark	IPCA	CDI	Ibovespa	Dólar
12 Meses	8,90	10,76	3,94	13,48	-2,71	7,76
24 Meses	15,34	16,71	16,13	22,48	-14,17	-2,61
36 Meses	19,59	22,22	25,48	25,15	23,95	-6,09
60 Meses	45,26	46,59	32,13	38,89	48,89	32,16
No Ano	3,50	4,65	2,95	5,37	-1,28	-2,33
No Mês	1,37	1,44	0,23	1,12	3,74	1,90

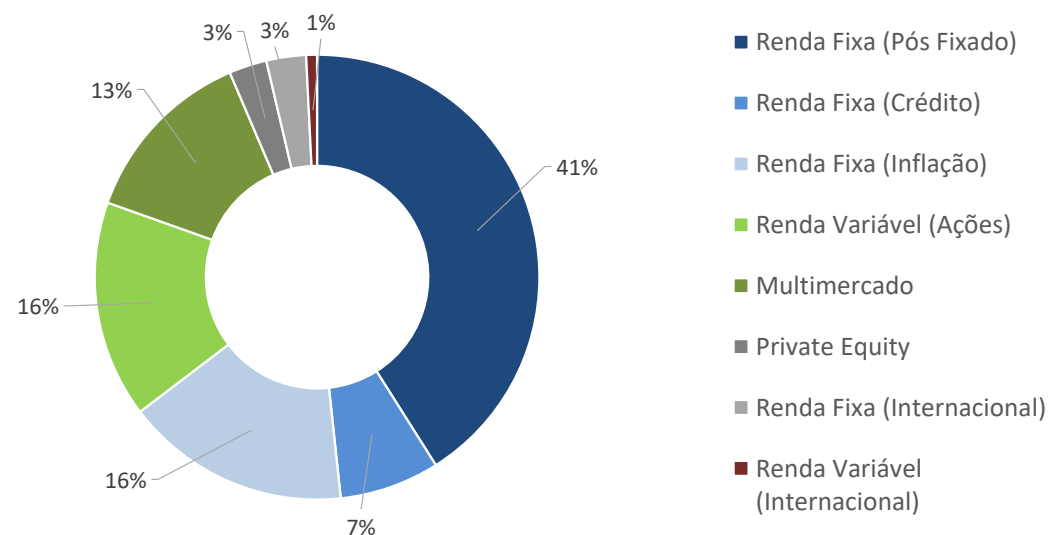


## Plano CV - Moderado

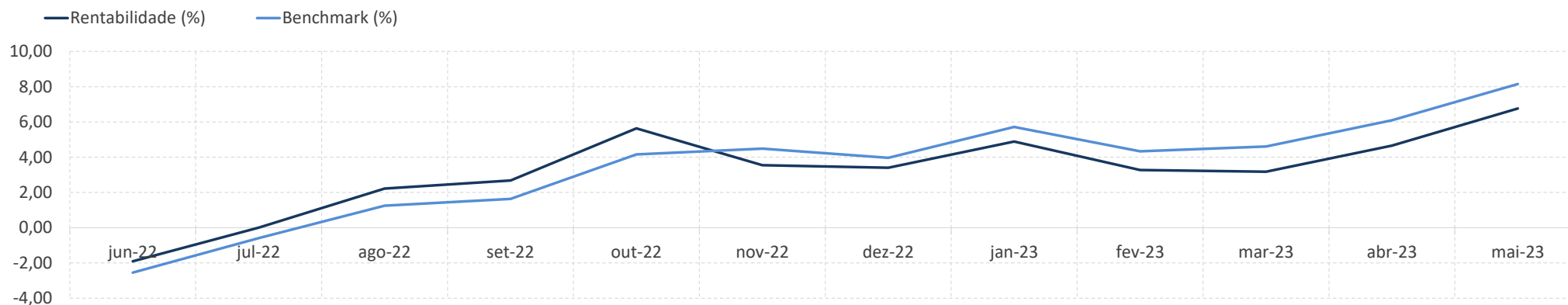


Rentabilidade (%)

	Perfil	Benchmark	IPCA	CDI	Ibovespa	Dólar
12 Meses	8,28	9,51	3,94	13,48	-2,71	7,76
24 Meses	11,34	12,83	16,13	22,48	-14,17	-2,61
36 Meses	21,25	24,82	25,48	25,15	23,95	-6,09
60 Meses	47,56	53,23	32,13	38,89	48,89	32,16
No Ano	3,53	4,65	2,95	5,37	-1,28	-2,33
No Mês	1,67	1,63	0,23	1,12	3,74	1,90



## Plano CV - Agressivo



Rentabilidade (%)

	Perfil	Benchmark	IPCA	CDI	Ibovespa	Dólar
12 Meses	6,76	8,15	3,94	13,48	-2,71	7,76
24 Meses	6,31	8,42	16,13	22,48	-14,17	-2,61
36 Meses	23,47	27,11	25,48	25,15	23,95	-6,09
60 Meses	48,30	56,56	32,13	38,89	48,89	32,16
No Ano	3,25	4,02	2,95	5,37	-1,28	-2,33
No Mês	2,01	1,94	0,23	1,12	3,74	1,90

