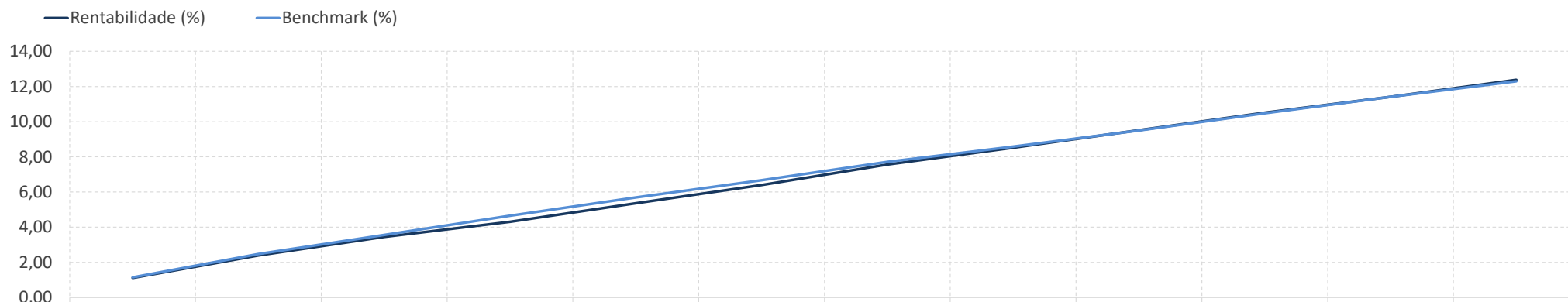
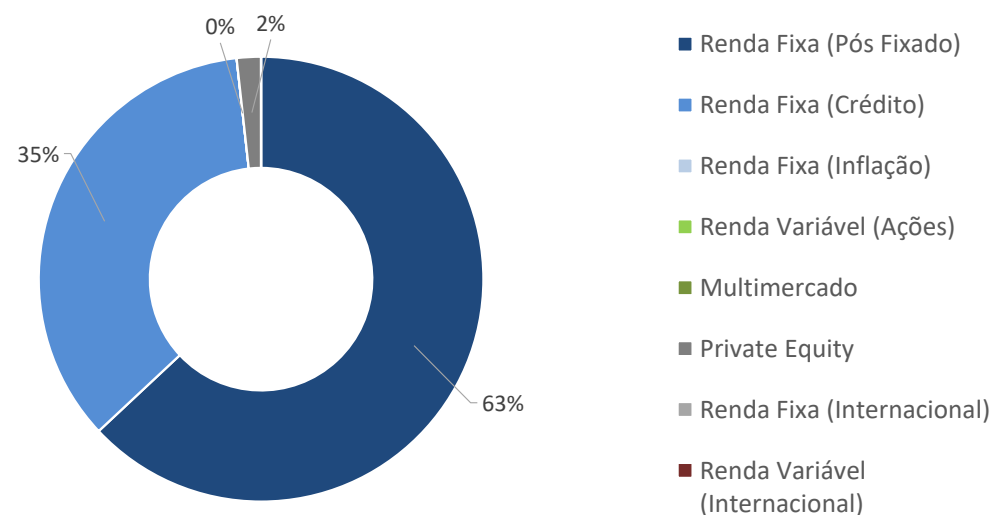


Previleve - Super Conservador (prévia)

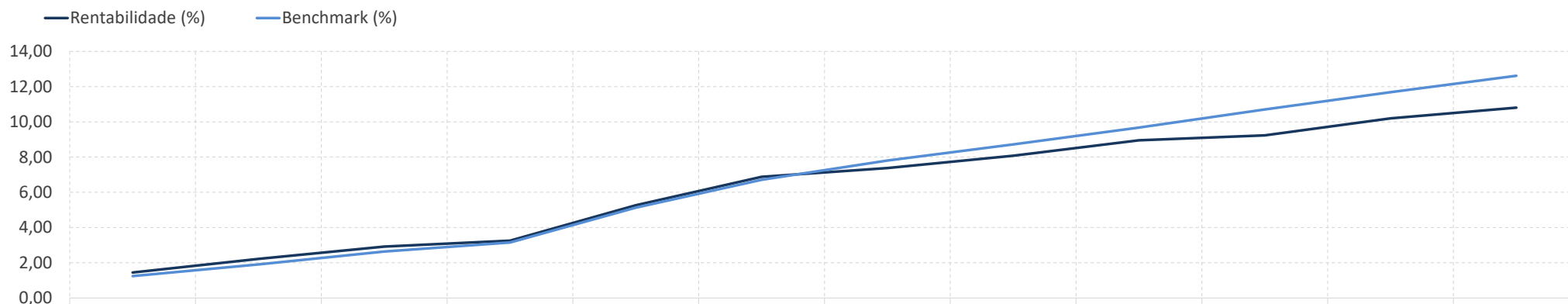


Rentabilidade (%)

	Perfil	Benchmark	CDI	IPCA	Ibovespa	Dólar
No Mês	0,87	0,80	0,79	0,21	1,48	6,05
No Ano	5,63	5,27	5,22	2,49	-7,66	14,82
12 Meses	12,38	12,30	11,68	4,24	4,93	15,36
24 Meses	26,36	26,81	26,81	7,54	25,74	6,13
36 Meses	38,31	38,20	37,83	20,32	-2,28	11,13
60 Meses	49,57	48,36	47,45	33,14	22,72	45,06

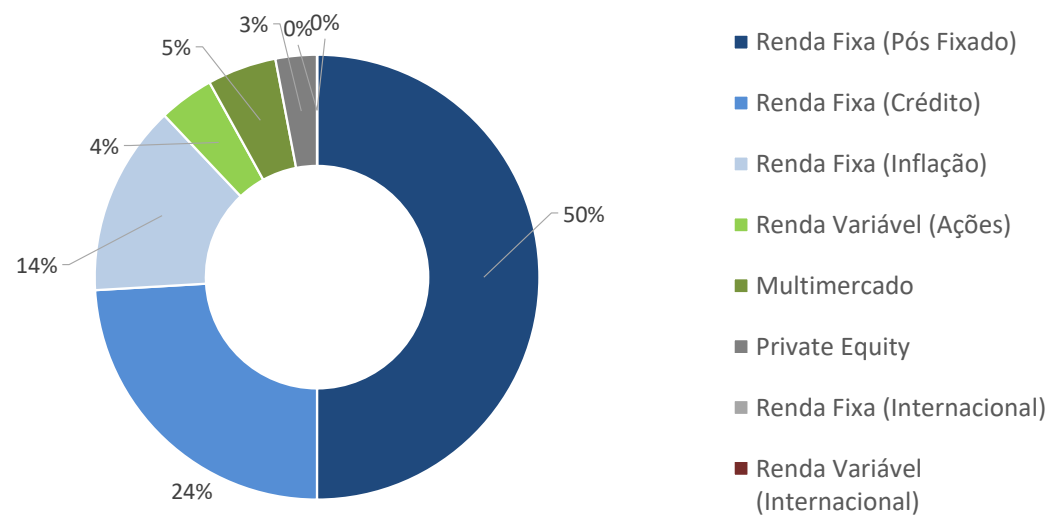


Previleve - Conservador (prévia)

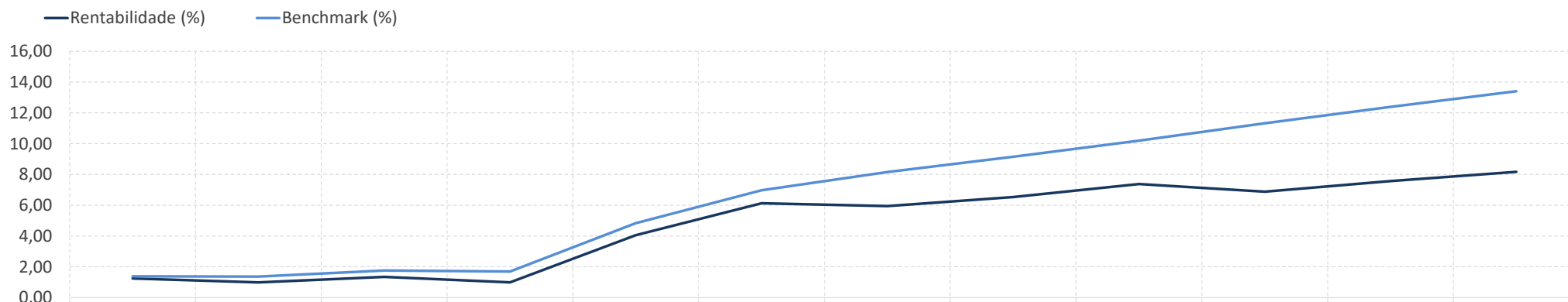


Rentabilidade (%)

	Perfil	Benchmark	CDI	IPCA	Ibovespa	Dólar
No Mês	0,55	0,84	0,79	0,21	1,48	6,05
No Ano	3,68	5,54	5,22	2,49	-7,66	14,82
12 Meses	10,81	12,62	11,68	4,24	4,93	15,36
24 Meses	22,86	27,43	26,81	7,54	25,74	6,13
36 Meses	28,96	32,55	37,83	20,32	-2,28	11,13
60 Meses	42,94	48,14	47,45	33,14	22,72	45,06

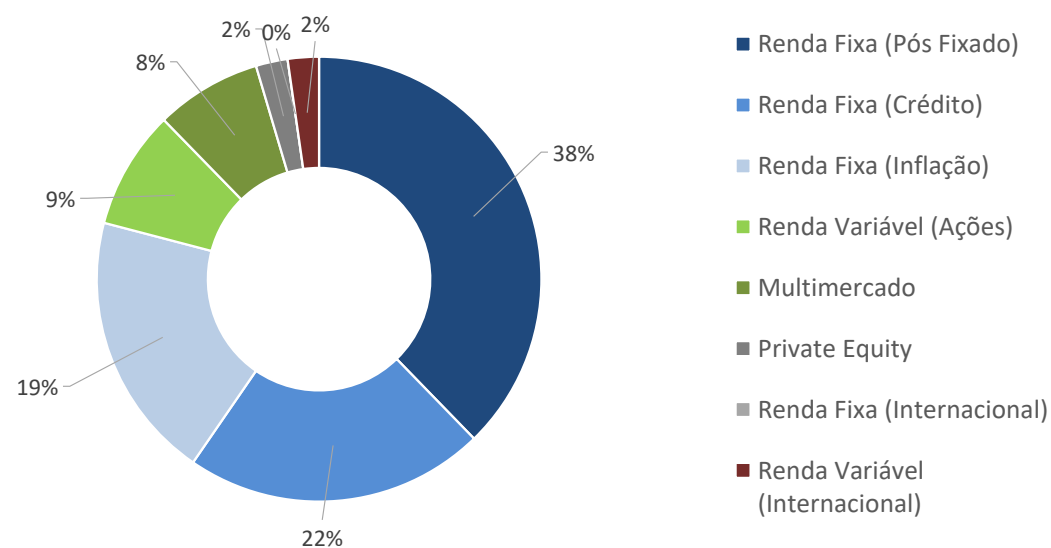


Previleve - Moderado (prévia)

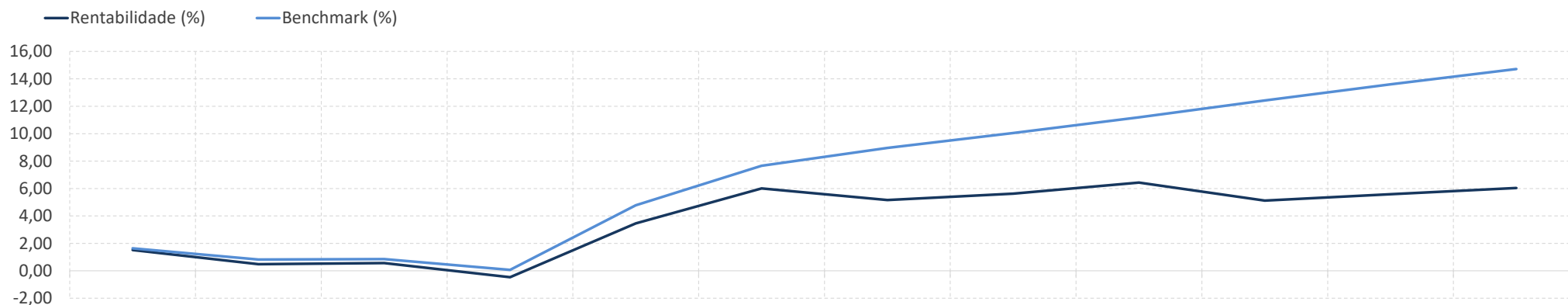


Rentabilidade (%)

	Perfil	Benchmark	CDI	IPCA	Ibovespa	Dólar
No Mês	0,56	0,91	0,79	0,21	1,48	6,05
No Ano	1,92	6,02	5,22	2,49	-7,66	14,82
12 Meses	8,17	13,41	11,68	4,24	4,93	15,36
24 Meses	20,40	29,01	26,81	7,54	25,74	6,13
36 Meses	23,72	29,82	37,83	20,32	-2,28	11,13
60 Meses	44,79	50,50	47,45	33,14	22,72	45,06



Previleve - Agressivo (prévia)



Rentabilidade (%)

	Perfil	Benchmark	CDI	IPCA	Ibovespa	Dólar
No Mês	0,43	0,99	0,79	0,21	1,48	6,05
No Ano	0,03	6,56	5,22	2,49	-7,66	14,82
12 Meses	6,04	14,72	11,68	4,24	4,93	15,36
24 Meses	18,59	31,24	26,81	7,54	25,74	6,13
36 Meses	17,60	27,92	37,83	20,32	-2,28	11,13
60 Meses	41,14	54,00	47,45	33,14	22,72	45,06

